



RACINGSA

Thomas Farms RC Murray Bridge SA

Race 4: PLC Fencing Handicap - 2000m

21 December 2024 - 2:13PM



Murray Bridge
Racing Club

Track Rating: Good 4, Weather: Fine, Rail Position: +3m 1200m Chute, True Remainder

| Section Field Times | | | | | | | Overall | L1800 | L1600 | L1400 | L1200 | L1000 | | |
|---------------------|----|--|---------|-------------------|----------------------|------------|----------------------|---------------------------|---------------------------|---------------------------|---------------------------|---------------------------|------------------------------------|--|
| | | | | | | | 2:02.67 (0:13.76) | 1:48.92 (0:11.09) | 1:37.83 (0:11.77) | 1:26.06 (0:12.25) | 1:13.82 (0:11.90) | 1:01.92 (0:12.15) | | |
| Position | # | Horse/Jockey | Barrier | Top Speed [km/h] | Fastest Section | First 400m | | | | | | | Distance Travelled From Winner [m] | |
| 1 | 5 | MAGNETIC EDGE Zoe Lloyd | 5 | 63.8 2000-1800 | 0:11.51 1800-1600 | 0:25.54 | 2:02.67 (0:14.03) | 1:48.64 [7] (0:11.51) | 1:37.13 [9] (0:11.82) | 1:25.31 [10] (0:12.28) | 1:13.03 [9] (0:12.26) | 1:00.77 [9] (0:11.76) | | |
| 2 | 1 | TOMMY Rochelle Milnes | 11 | 66.1 2000-1800 | 0:11.13 1800-1600 | 0:24.88 | 2:02.70 (0:13.75) | 1:48.95 [1] (0:11.13) | 1:37.82 [2] (0:12.03) | 1:25.79 [4] (0:12.06) | 1:13.73 [2] (0:11.79) | 1:01.94 [2] (0:12.13) | -11 | |
| 3 | 8 | HANGYOURHAT Justin Potter | 2 | 65.5 2000-1800 | 0:11.24 1800-1600 | 0:25.36 | 2:02.80 (0:14.12) | 1:48.68 [8] (0:11.24) | 1:37.44 [7] (0:11.69) | 1:25.75 [5] (0:12.24) | 1:13.51 [5] (0:11.87) | 1:01.64 [4] (0:11.93) | -10 | |
| 4 | 4 | DOLCEMENTE Callan Murray | 10 | 66.1 2000-1800 | 0:11.11 1800-1600 | 0:25.59 | 2:02.80 (0:14.48) | 1:48.32 [11] (0:11.11) | 1:37.21 [10] (0:11.75) | 1:25.46 [9] (0:12.56) | 1:12.89 [10] (0:12.07) | 1:00.82 [10] (0:11.78) | -8 | |
| 5 | 2 | MARCOLT Lachlan Neindorf | 4 | 65.3 2000-1800 | 0:11.24 1800-1600 | 0:25.24 | 2:02.89 (0:14.00) | 1:48.89 [6] (0:11.24) | 1:37.65 [5] (0:11.84) | 1:25.81 [6] (0:12.41) | 1:13.40 [6] (0:12.10) | 1:01.30 [6] (0:11.97) | -5 | |
| 6 | 6 | CHOSEN MISS Kayla Crowther | 1 | 64.7 2000-1800 | 0:11.21 1800-1600 | 0:25.51 | 2:03.09 (0:14.30) | 1:48.79 [10] (0:11.21) | 1:37.58 [8] (0:11.71) | 1:25.87 [8] (0:12.41) | 1:13.46 [8] (0:12.01) | 1:01.45 [7] (0:11.88) | -13 | |
| 7 | 9 | TULLAGHAN Dom Tourneur | 6 | 64.5 2000-1800 | 0:11.54 1800-1600 | 0:25.79 | 2:03.13 (0:14.25) | 1:48.88 [9] (0:11.54) | 1:37.34 [11] (0:11.81) | 1:25.53 [11] (0:12.42) | 1:13.11 [11] (0:11.98) | 1:01.13 [11] (0:11.73) | -10 | |
| 8 | 3 | PROVEN CORRECT Jason Holder | 3 | 67.7 2000-1800 | 0:11.01 1800-1600 | 0:24.84 | 2:03.43 (0:13.83) | 1:49.60 [4] (0:11.01) | 1:38.59 [1] (0:11.76) | 1:26.83 [1] (0:12.25) | 1:14.58 [1] (0:11.89) | 1:02.69 [1] (0:12.21) | -12 | |
| 9 | 10 | PRICKLY POPPY Jacob Opperman | 7 | 65.5 2000-1800 | 0:11.17 1800-1600 | 0:24.99 | 2:03.48 (0:13.82) | 1:49.66 [3] (0:11.17) | 1:38.49 [4] (0:11.84) | 1:26.65 [3] (0:12.39) | 1:14.26 [4] (0:12.05) | 1:02.21 [5] (0:12.07) | -8 | |
| 10 | 7 | HARLEY'N'ROSE Alana Livesey | 9 | 65.7 2000-1800 | 0:11.42 1800-1600 | 0:25.34 | 2:03.96 (0:13.92) | 1:50.04 [5] (0:11.42) | 1:38.62 [6] (0:11.84) | 1:26.78 [7] (0:12.38) | 1:14.40 [7] (0:12.26) | 1:02.14 [8] (0:11.91) | -2 | |

- [] Position in running at each section and finish
- #: Saddle cloth number
- :--- No data available at this section
- DNF Did not finish
- NA No data available
- DNT Did not track
- █ Background shading for fastest section



RACINGSA

Thomas Farms RC Murray Bridge SA

Race 4: PLC Fencing Handicap - 2000m

21 December 2024 - 2:13PM



Murray Bridge
Racing Club

Track Rating: Good 4, Weather: Fine, Rail Position: +3m 1200m Chute, True Remainder

| Section | Overall | L1800 | L1600 | L1400 | L1200 | L1000 |
|-------------|----------------------|----------------------|----------------------|----------------------|----------------------|----------------------|
| Field Times | 2:02.67 (0:13.76) | 1:48.92 (0:11.09) | 1:37.83 (0:11.77) | 1:26.06 (0:12.25) | 1:13.82 (0:11.90) | 1:01.92 (0:12.15) |

| Position | # | Horse/Jockey | Barrier | Top Speed [km/h] | Fastest Section | First 400m | Overall | L1800 | L1600 | L1400 | L1200 | L1000 | Distance Travelled From Winner [m] |
|----------|----|--------------|---------|------------------|-----------------|------------|-----------|-------------|-------------|-------------|-------------|-------------|------------------------------------|
| 11 | 11 | JAYWICK | 8 | 66.8 | 0:11.13 | 0:24.92 | 2:04.34 | 1:50.55 [2] | 1:39.42 [3] | 1:27.54 [2] | 1:15.20 [3] | 1:03.21 [3] | -5 |
| | | Sairyn Fawke | | 2000-1800 | 1800-1600 | | (0:13.79) | (0:11.13) | (0:11.88) | (0:12.34) | (0:11.99) | (0:12.03) | |

- [] Position in running at each section and finish
- #: Saddle cloth number
- :--- No data available at this section
- DNF Did not finish
- NA No data available
- DNT Did not track
- █ Background shading for fastest section



RACINGSA

Thomas Farms RC Murray Bridge SA

Race 4: PLC Fencing Handicap - 2000m

21 December 2024 - 2:13PM

Track Rating: Good 4, Weather: Fine, Rail Position: +3m 1200m Chute, True Remainder



Murray Bridge
Racing Club

| Section | | | | | | | | | | | | L800 | L600 | L400 | L200 | | |
|-------------|----|-----------------------|---------|------------------|-----------------|------------|--------------|--------------|--------------|--------------|---------|-----------|-----------|-----------|------------------------------------|--|--|
| Field Times | | | | | | | | | | | | 0:49.77 | 0:37.44 | 0:25.17 | 0:12.76 | | |
| | | | | | | | | | | | | (0:12.34) | (0:12.27) | (0:12.41) | (0:12.76) | | |
| Position | # | Horse/Jockey | Barrier | Top Speed [km/h] | Fastest Section | First 400m | | | | | | Margin | | | Distance Travelled From Winner [m] | | |
| 1 | 5 | MAGNETIC EDGE | 5 | 63.8 | 0:11.51 | 0:25.54 | 0:49.01 [8] | 0:36.95 [8] | 0:24.66 [6] | 0:12.60 [2] | 2:02.67 | | | | | | |
| | | Zoe Lloyd | | 2000-1800 | 1800-1600 | | (0:12.06) | (0:12.28) | (0:12.06) | (0:12.60) | | | | | | | |
| 2 | 1 | TOMMY | 11 | 66.1 | 0:11.13 | 0:24.88 | 0:49.81 [1] | 0:37.47 [1] | 0:25.21 [1] | 0:12.80 [1] | 0.15L | | | | -11 | | |
| | | Rochelle Milnes | | 2000-1800 | 1800-1600 | | (0:12.34) | (0:12.26) | (0:12.41) | (0:12.80) | | | | | | | |
| 3 | 8 | HANGYOURHAT | 2 | 65.5 | 0:11.24 | 0:25.36 | 0:49.71 [3] | 0:37.31 [4] | 0:24.97 [3] | 0:12.71 [4] | 0.77L | | | | -10 | | |
| | | Justin Potter | | 2000-1800 | 1800-1600 | | (0:12.40) | (0:12.34) | (0:12.26) | (0:12.71) | | | | | | | |
| 4 | 4 | DOLCEMENTE | 10 | 66.1 | 0:11.11 | 0:25.59 | 0:49.04 [11] | 0:36.96 [9] | 0:24.50 [10] | 0:12.44 [9] | 0.79L | | | | -8 | | |
| | | Callan Murray | | 2000-1800 | 1800-1600 | | (0:12.08) | (0:12.46) | (0:12.06) | (0:12.44) | | | | | | | |
| 5 | 2 | MARCOLT | 4 | 65.3 | 0:11.24 | 0:25.24 | 0:49.33 [7] | 0:37.23 [6] | 0:24.97 [5] | 0:12.78 [5] | 1.29L | | | | -5 | | |
| | | Lachlan Neindorf | | 2000-1800 | 1800-1600 | | (0:12.10) | (0:12.26) | (0:12.19) | (0:12.78) | | | | | | | |
| 6 | 6 | CHOSEN MISS | 1 | 64.7 | 0:11.21 | 0:25.51 | 0:49.57 [6] | 0:37.42 [7] | 0:25.04 [8] | 0:12.73 [8] | 2.52L | | | | -13 | | |
| | | Kayla Crowther | | 2000-1800 | 1800-1600 | | (0:12.15) | (0:12.38) | (0:12.31) | (0:12.73) | | | | | | | |
| 7 | 9 | TULLAGHAN | 6 | 64.5 | 0:11.54 | 0:25.79 | 0:49.40 [10] | 0:37.16 [10] | 0:25.10 [7] | 0:12.92 [6] | 2.72L | | | | -10 | | |
| | | Dom Tourneur | | 2000-1800 | 1800-1600 | | (0:12.24) | (0:12.06) | (0:12.18) | (0:12.92) | | | | | | | |
| 8 | 3 | PROVEN CORRECT | 3 | 67.7 | 0:11.01 | 0:24.84 | 0:50.48 [2] | 0:38.17 [2] | 0:25.79 [2] | 0:13.35 [3] | 4.57L | | | | -12 | | |
| | | Jason Holder | | 2000-1800 | 1800-1600 | | (0:12.31) | (0:12.38) | (0:12.44) | (0:13.35) | | | | | | | |
| 9 | 10 | PRICKLY POPPY | 7 | 65.5 | 0:11.17 | 0:24.99 | 0:50.14 [5] | 0:37.97 [5] | 0:25.58 [4] | 0:13.17 [7] | 4.83L | | | | -8 | | |
| | | Jacob Opperman | | 2000-1800 | 1800-1600 | | (0:12.17) | (0:12.39) | (0:12.41) | (0:13.17) | | | | | | | |
| 10 | 7 | HARLEY'N'ROSE | 9 | 65.7 | 0:11.42 | 0:25.34 | 0:50.23 [9] | 0:37.92 [11] | 0:25.43 [11] | 0:13.20 [11] | 7.72L | | | | -2 | | |
| | | Alana Livesey | | 2000-1800 | 1800-1600 | | (0:12.31) | (0:12.49) | (0:12.23) | (0:13.20) | | | | | | | |

- [] Position in running at each section and finish
- #: Saddle cloth number
- :--- No data available at this section
- DNF Did not finish
- NA No data available
- DNT Did not track
- █ Background shading for fastest section



RACINGSA

Thomas Farms RC Murray Bridge SA

Race 4: PLC Fencing Handicap - 2000m

21 December 2024 - 2:13PM



Murray Bridge
Racing Club

Track Rating: Good 4, Weather: Fine, Rail Position: +3m 1200m Chute, True Remainder

Section

Field Times

| | | | |
|-----------|-----------|-----------|-----------|
| L800 | L600 | L400 | L200 |
| 0:49.77 | 0:37.44 | 0:25.17 | 0:12.76 |
| (0:12.34) | (0:12.27) | (0:12.41) | (0:12.76) |

| Position | # | Horse/Jockey | Barrier | Top Speed [km/h] | Fastest Section | First 400m | L800 | L600 | L400 | L200 | Margin | Distance Travelled From Winner [m] |
|----------|----|--------------|---------|------------------|-----------------|------------|-------------|-------------|-------------|--------------|--------|------------------------------------|
| 11 | 11 | JAYWICK | 8 | 66.8 | 0:11.13 | 0:24.92 | 0:51.18 [4] | 0:38.85 [3] | 0:26.24 [9] | 0:13.59 [10] | 10.02L | -5 |
| | | Sairyn Fawke | | 2000-1800 | 1800-1600 | | (0:12.33) | (0:12.61) | (0:12.65) | (0:13.59) | | |

- [] Position in running at each section and finish
- #: Saddle cloth number
- :--- No data available at this section
- DNF Did not finish
- NA No data available
- DNT Did not track
- █ Background shading for fastest section

| | |
|--------------------------------|-------------------------|
| Horse/Jockey Name | MAGNETIC EDGE/Zoe Lloyd |
| Finish Rank | 1 |
| Fastest Section Time (Section) | 0:11.51 (L1800) |
| Top Speed [km/h] (Section) | 63.8 (Overall) |
| Race State | Finished |



Thomas Farms RC Murray Bridge SA - Professional

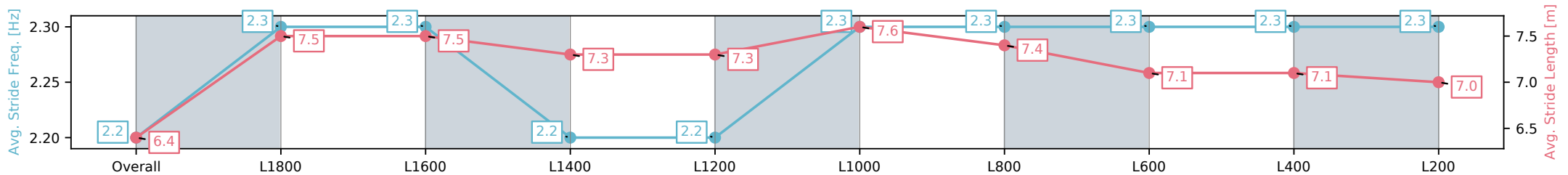
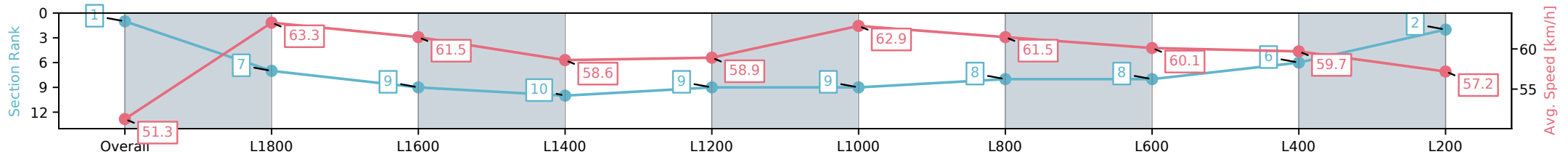
Race 4: PLC Fencing Handicap - 2000m

21 December 2024 - 2:13PM

Track Rating: Good 4, Weather: Fine, Rail Position: +3m 1200m
Chute, True Remainder



| Section | Overall | L1800 | L1600 | L1400 | L1200 | L1000 | L800 | L600 | L400 | L200 |
|------------------------|--------------------------|--------------------------|--------------------------|---------------------------|--------------------------|--------------------------|--------------------------|--------------------------|--------------------------|--------------------------|
| Section Times | 2:02.67 [1] (0:14.03) | 1:48.64 [7] (0:11.51) | 1:37.13 [9] (0:11.82) | 1:25.31 [10] (0:12.28) | 1:13.03 [9] (0:12.26) | 1:00.77 [9] (0:11.76) | 0:49.01 [8] (0:12.06) | 0:36.95 [8] (0:12.28) | 0:24.66 [6] (0:12.06) | 0:12.60 [2] (0:12.60) |
| Average Speed [km/h] | 51.3 | 63.3 | 61.5 | 58.6 | 58.9 | 62.9 | 61.5 | 60.1 | 59.7 | 57.2 |
| Top Speed [km/h] | 62.9 | 63.8 | 63.4 | 60.5 | 60.6 | 63.5 | 63.4 | 61.4 | 61.3 | 58.4 |
| Avg. Dist. to Rail [m] | 4.6 | 2.4 | 3.7 | 4.0 | 4.1 | 5.0 | 5.7 | 6.2 | 9.8 | 10.5 |
| Avg. Stride Freq. [Hz] | 2.2 | 2.3 | 2.3 | 2.2 | 2.2 | 2.3 | 2.3 | 2.3 | 2.3 | 2.3 |
| Avg. Stride Length [m] | 6.4 | 7.5 | 7.5 | 7.3 | 7.3 | 7.6 | 7.4 | 7.1 | 7.1 | 7.0 |



- [] Ranking at each section and finish
- :-:- No data available at this section
- NA No data available

| | |
|--------------------------------|-----------------------|
| Horse/Jockey Name | TOMMY/Rochelle Milnes |
| Finish Rank | 2 |
| Fastest Section Time (Section) | 0:11.13 (L1800) |
| Top Speed [km/h] (Section) | 66.1 (Overall) |
| Race State | Finished |



Thomas Farms RC Murray Bridge SA - Professional

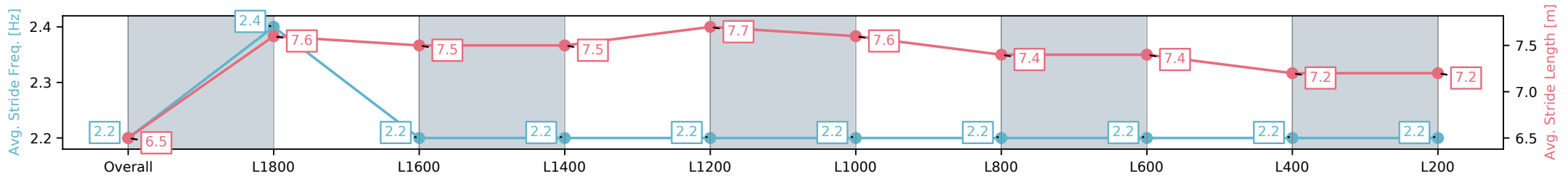
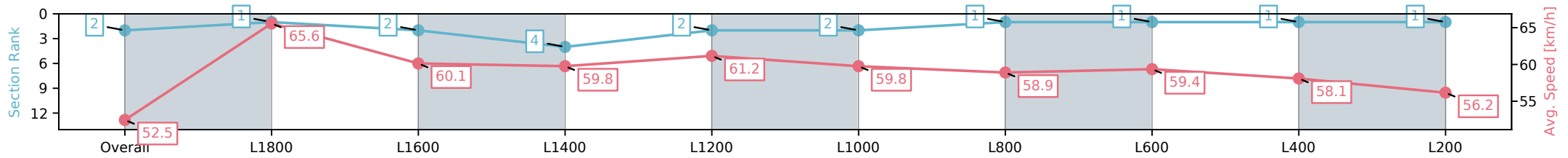
Race 4: PLC Fencing Handicap - 2000m

21 December 2024 - 2:13PM

Track Rating: Good 4, Weather: Fine, Rail Position: +3m 1200m
Chute, True Remainder



| Section | Overall | L1800 | L1600 | L1400 | L1200 | L1000 | L800 | L600 | L400 | L200 |
|------------------------|--------------------------|--------------------------|--------------------------|--------------------------|--------------------------|--------------------------|--------------------------|--------------------------|--------------------------|--------------------------|
| Section Times | 2:02.70 [2] (0:13.75) | 1:48.95 [1] (0:11.13) | 1:37.82 [2] (0:12.03) | 1:25.79 [4] (0:12.06) | 1:13.73 [2] (0:11.79) | 1:01.94 [2] (0:12.13) | 0:49.81 [1] (0:12.34) | 0:37.47 [1] (0:12.26) | 0:25.21 [1] (0:12.41) | 0:12.80 [1] (0:12.80) |
| Average Speed [km/h] | 52.5 | 65.6 | 60.1 | 59.8 | 61.2 | 59.8 | 58.9 | 59.4 | 58.1 | 56.2 |
| Top Speed [km/h] | 65.8 | 66.1 | 64.3 | 61.4 | 61.6 | 60.7 | 59.7 | 60.1 | 59.8 | 57.1 |
| Avg. Dist. to Rail [m] | 9.3 | 3.3 | 2.5 | 2.6 | 1.7 | 1.5 | 1.7 | 3.0 | 6.0 | 7.4 |
| Avg. Stride Freq. [Hz] | 2.2 | 2.4 | 2.2 | 2.2 | 2.2 | 2.2 | 2.2 | 2.2 | 2.2 | 2.2 |
| Avg. Stride Length [m] | 6.5 | 7.6 | 7.5 | 7.5 | 7.7 | 7.6 | 7.4 | 7.4 | 7.2 | 7.2 |



- [] Ranking at each section and finish
- :-:- No data available at this section
- NA No data available

| | |
|--------------------------------|---------------------------|
| Horse/Jockey Name | HANGYOURHAT/Justin Potter |
| Finish Rank | 3 |
| Fastest Section Time (Section) | 0:11.24 (L1800) |
| Top Speed [km/h] (Section) | 65.5 (Overall) |
| Race State | Finished |



Thomas Farms RC Murray Bridge SA - Professional

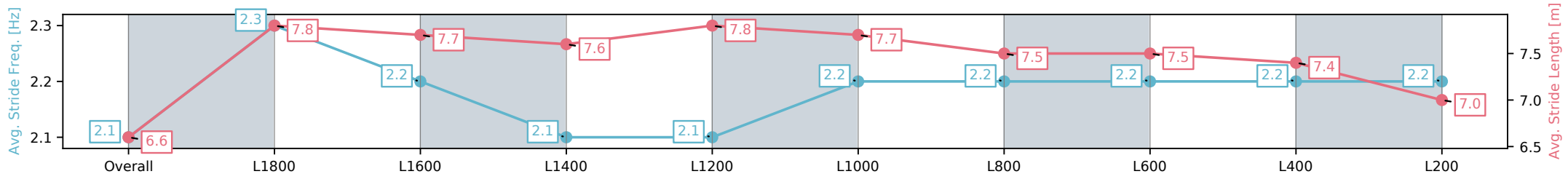
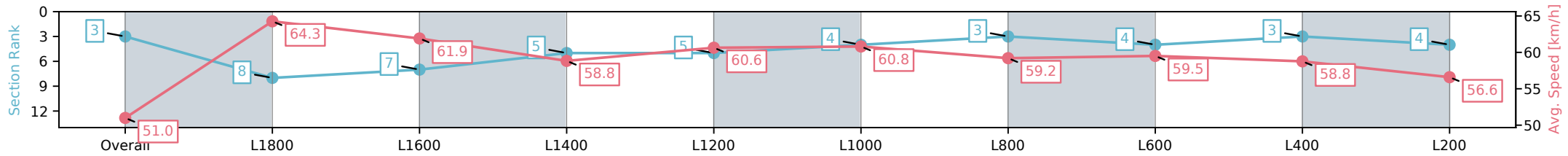
Race 4: PLC Fencing Handicap - 2000m

21 December 2024 - 2:13PM

Track Rating: Good 4, Weather: Fine, Rail Position: +3m 1200m
Chute, True Remainder



| Section | Overall | L1800 | L1600 | L1400 | L1200 | L1000 | L800 | L600 | L400 | L200 |
|------------------------|--------------------------|--------------------------|--------------------------|--------------------------|--------------------------|--------------------------|--------------------------|--------------------------|--------------------------|--------------------------|
| Section Times | 2:02.80 [3] (0:14.12) | 1:48.68 [8] (0:11.24) | 1:37.44 [7] (0:11.69) | 1:25.75 [5] (0:12.24) | 1:13.51 [5] (0:11.87) | 1:01.64 [4] (0:11.93) | 0:49.71 [3] (0:12.40) | 0:37.31 [4] (0:12.34) | 0:24.97 [3] (0:12.26) | 0:12.71 [4] (0:12.71) |
| Average Speed [km/h] | 51.0 | 64.3 | 61.9 | 58.8 | 60.6 | 60.8 | 59.2 | 59.5 | 58.8 | 56.6 |
| Top Speed [km/h] | 65.5 | 65.4 | 63.9 | 60.6 | 62.1 | 61.7 | 60.0 | 60.8 | 59.8 | 57.8 |
| Avg. Dist. to Rail [m] | 1.1 | 0.6 | 2.0 | 0.9 | 0.3 | 1.5 | 4.0 | 4.3 | 6.4 | 6.1 |
| Avg. Stride Freq. [Hz] | 2.1 | 2.3 | 2.2 | 2.1 | 2.1 | 2.2 | 2.2 | 2.2 | 2.2 | 2.2 |
| Avg. Stride Length [m] | 6.6 | 7.8 | 7.7 | 7.6 | 7.8 | 7.7 | 7.5 | 7.5 | 7.4 | 7.0 |



[] Ranking at each section and finish
 -:-:- No data available at this section
 NA No data available

| | |
|--------------------------------|--------------------------|
| Horse/Jockey Name | DOLCEMENTE/Callan Murray |
| Finish Rank | 4 |
| Fastest Section Time (Section) | 0:11.11 (L1800) |
| Top Speed [km/h] (Section) | 66.1 (Overall) |
| Race State | Finished |



Thomas Farms RC Murray Bridge SA - Professional

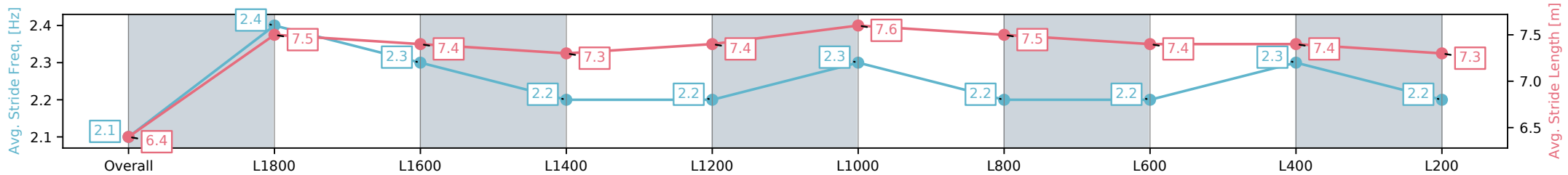
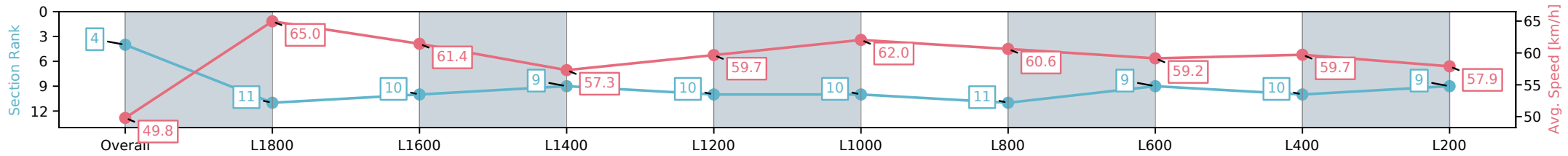
Race 4: PLC Fencing Handicap - 2000m

21 December 2024 - 2:13PM

Track Rating: Good 4, Weather: Fine, Rail Position: +3m 1200m
Chute, True Remainder



| Section | Overall | L1800 | L1600 | L1400 | L1200 | L1000 | L800 | L600 | L400 | L200 |
|------------------------|--------------------------|---------------------------|---------------------------|--------------------------|---------------------------|---------------------------|---------------------------|--------------------------|---------------------------|--------------------------|
| Section Times | 2:02.80 [4] (0:14.48) | 1:48.32 [11] (0:11.11) | 1:37.21 [10] (0:11.75) | 1:25.46 [9] (0:12.56) | 1:12.89 [10] (0:12.07) | 1:00.82 [10] (0:11.78) | 0:49.04 [11] (0:12.08) | 0:36.96 [9] (0:12.46) | 0:24.50 [10] (0:12.06) | 0:12.44 [9] (0:12.44) |
| Average Speed [km/h] | 49.8 | 65.0 | 61.4 | 57.3 | 59.7 | 62.0 | 60.6 | 59.2 | 59.7 | 57.9 |
| Top Speed [km/h] | 63.2 | 66.1 | 64.3 | 59.1 | 61.7 | 63.2 | 61.5 | 60.8 | 60.5 | 59.3 |
| Avg. Dist. to Rail [m] | 6.3 | 1.0 | 1.1 | 1.3 | 1.7 | 2.7 | 3.6 | 5.4 | 10.4 | 12.3 |
| Avg. Stride Freq. [Hz] | 2.1 | 2.4 | 2.3 | 2.2 | 2.2 | 2.3 | 2.2 | 2.2 | 2.3 | 2.2 |
| Avg. Stride Length [m] | 6.4 | 7.5 | 7.4 | 7.3 | 7.4 | 7.6 | 7.5 | 7.4 | 7.4 | 7.3 |



- [] Ranking at each section and finish
- :-:- No data available at this section
- NA No data available

| | |
|--------------------------------|--------------------------|
| Horse/Jockey Name | MARCOLT/Lachlan Neindorf |
| Finish Rank | 5 |
| Fastest Section Time (Section) | 0:11.24 (L1800) |
| Top Speed [km/h] (Section) | 65.3 (Overall) |
| Race State | Finished |



Thomas Farms RC Murray Bridge SA - Professional

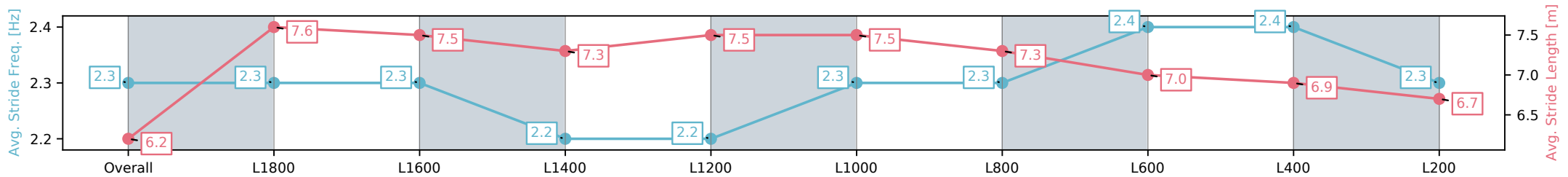
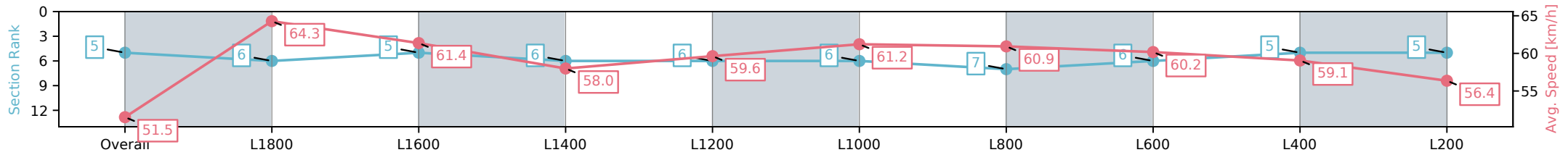
Race 4: PLC Fencing Handicap - 2000m

21 December 2024 - 2:13PM

Track Rating: Good 4, Weather: Fine, Rail Position: +3m 1200m
Chute, True Remainder



| Section | Overall | L1800 | L1600 | L1400 | L1200 | L1000 | L800 | L600 | L400 | L200 |
|------------------------|--------------------------|--------------------------|--------------------------|--------------------------|--------------------------|--------------------------|--------------------------|--------------------------|--------------------------|--------------------------|
| Section Times | 2:02.89 [5] (0:14.00) | 1:48.89 [6] (0:11.24) | 1:37.65 [5] (0:11.84) | 1:25.81 [6] (0:12.41) | 1:13.40 [6] (0:12.10) | 1:01.30 [6] (0:11.97) | 0:49.33 [7] (0:12.10) | 0:37.23 [6] (0:12.26) | 0:24.97 [5] (0:12.19) | 0:12.78 [5] (0:12.78) |
| Average Speed [km/h] | 51.5 | 64.3 | 61.4 | 58.0 | 59.6 | 61.2 | 60.9 | 60.2 | 59.1 | 56.4 |
| Top Speed [km/h] | 64.6 | 65.3 | 63.7 | 59.7 | 61.1 | 62.2 | 62.3 | 61.3 | 61.1 | 58.5 |
| Avg. Dist. to Rail [m] | 2.2 | 1.1 | 3.3 | 3.2 | 3.4 | 3.4 | 4.4 | 6.0 | 8.4 | 8.9 |
| Avg. Stride Freq. [Hz] | 2.3 | 2.3 | 2.3 | 2.2 | 2.2 | 2.3 | 2.3 | 2.4 | 2.4 | 2.3 |
| Avg. Stride Length [m] | 6.2 | 7.6 | 7.5 | 7.3 | 7.5 | 7.5 | 7.3 | 7.0 | 6.9 | 6.7 |



- [] Ranking at each section and finish
- :-:- No data available at this section
- NA No data available

| | |
|--------------------------------|----------------------------|
| Horse/Jockey Name | CHOSEN MISS/Kayla Crowther |
| Finish Rank | 6 |
| Fastest Section Time (Section) | 0:11.21 (L1800) |
| Top Speed [km/h] (Section) | 64.7 (Overall) |
| Race State | Finished |



Thomas Farms RC Murray Bridge SA - Professional

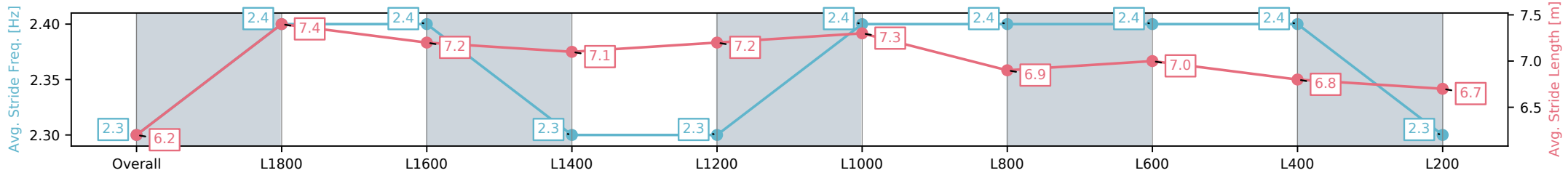
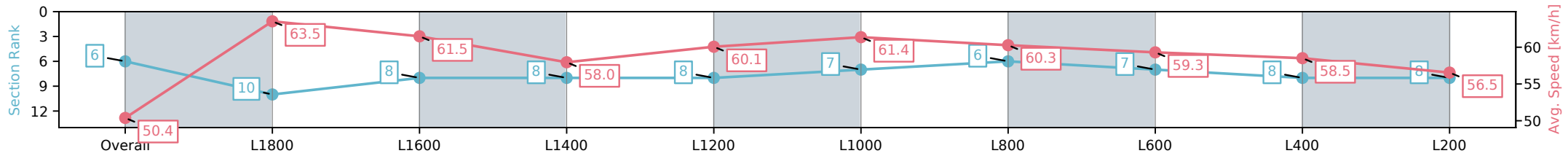
Race 4: PLC Fencing Handicap - 2000m

21 December 2024 - 2:13PM

Track Rating: Good 4, Weather: Fine, Rail Position: +3m 1200m
Chute, True Remainder



| Section | Overall | L1800 | L1600 | L1400 | L1200 | L1000 | L800 | L600 | L400 | L200 |
|------------------------|--------------------------|---------------------------|--------------------------|--------------------------|--------------------------|--------------------------|--------------------------|--------------------------|--------------------------|--------------------------|
| Section Times | 2:03.09 [6] (0:14.30) | 1:48.79 [10] (0:11.21) | 1:37.58 [8] (0:11.71) | 1:25.87 [8] (0:12.41) | 1:13.46 [8] (0:12.01) | 1:01.45 [7] (0:11.88) | 0:49.57 [6] (0:12.15) | 0:37.42 [7] (0:12.38) | 0:25.04 [8] (0:12.31) | 0:12.73 [8] (0:12.73) |
| Average Speed [km/h] | 50.4 | 63.5 | 61.5 | 58.0 | 60.1 | 61.4 | 60.3 | 59.3 | 58.5 | 56.5 |
| Top Speed [km/h] | 62.8 | 64.7 | 63.2 | 59.9 | 61.2 | 62.3 | 61.2 | 61.4 | 59.6 | 58.1 |
| Avg. Dist. to Rail [m] | 2.8 | 2.2 | 0.5 | 0.9 | 1.1 | 2.5 | 3.4 | 4.5 | 7.4 | 10.0 |
| Avg. Stride Freq. [Hz] | 2.3 | 2.4 | 2.4 | 2.3 | 2.3 | 2.4 | 2.4 | 2.4 | 2.4 | 2.3 |
| Avg. Stride Length [m] | 6.2 | 7.4 | 7.2 | 7.1 | 7.2 | 7.3 | 6.9 | 7.0 | 6.8 | 6.7 |



[] Ranking at each section and finish
 -:-:- No data available at this section
 NA No data available

| | |
|--------------------------------|------------------------|
| Horse/Jockey Name | TULLAGHAN/Dom Tourneur |
| Finish Rank | 7 |
| Fastest Section Time (Section) | 0:11.54 (L1800) |
| Top Speed [km/h] (Section) | 64.5 (Overall) |
| Race State | Finished |



Thomas Farms RC Murray Bridge SA - Professional

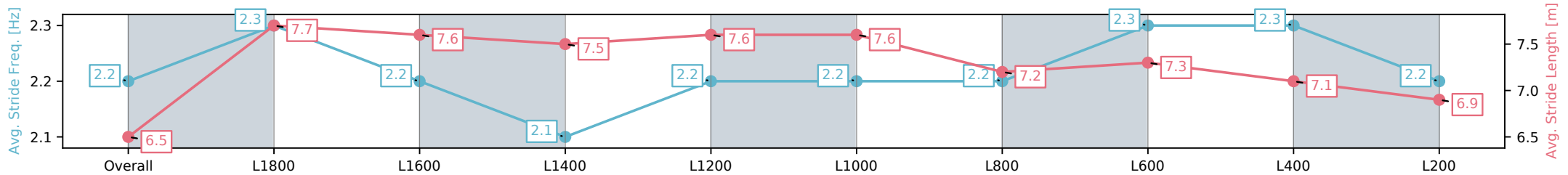
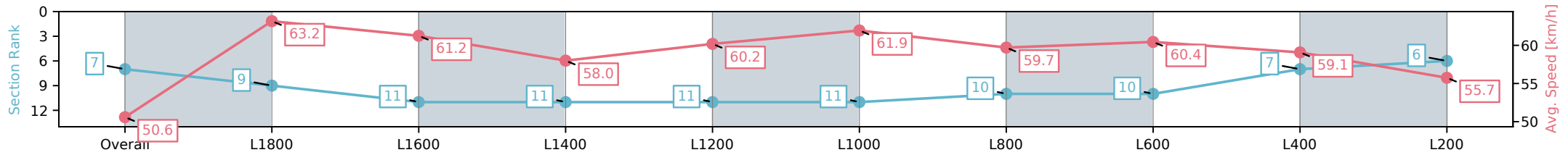
Race 4: PLC Fencing Handicap - 2000m

21 December 2024 - 2:13PM

Track Rating: Good 4, Weather: Fine, Rail Position: +3m 1200m
Chute, True Remainder



| Section | Overall | L1800 | L1600 | L1400 | L1200 | L1000 | L800 | L600 | L400 | L200 |
|------------------------|--------------------------|--------------------------|---------------------------|---------------------------|---------------------------|---------------------------|---------------------------|---------------------------|--------------------------|--------------------------|
| Section Times | 2:03.13 [7] (0:14.25) | 1:48.88 [9] (0:11.54) | 1:37.34 [11] (0:11.81) | 1:25.53 [11] (0:12.42) | 1:13.11 [11] (0:11.98) | 1:01.13 [11] (0:11.73) | 0:49.40 [10] (0:12.24) | 0:37.16 [10] (0:12.06) | 0:25.10 [7] (0:12.18) | 0:12.92 [6] (0:12.92) |
| Average Speed [km/h] | 50.6 | 63.2 | 61.2 | 58.0 | 60.2 | 61.9 | 59.7 | 60.4 | 59.1 | 55.7 |
| Top Speed [km/h] | 62.4 | 64.5 | 62.5 | 60.3 | 61.8 | 62.5 | 61.2 | 61.1 | 60.4 | 57.2 |
| Avg. Dist. to Rail [m] | 4.7 | 2.6 | 2.4 | 1.3 | 1.2 | 1.9 | 3.1 | 2.4 | 3.0 | 3.8 |
| Avg. Stride Freq. [Hz] | 2.2 | 2.3 | 2.2 | 2.1 | 2.2 | 2.2 | 2.2 | 2.3 | 2.3 | 2.2 |
| Avg. Stride Length [m] | 6.5 | 7.7 | 7.6 | 7.5 | 7.6 | 7.6 | 7.2 | 7.3 | 7.1 | 6.9 |



- [] Ranking at each section and finish
- :-:- No data available at this section
- NA No data available

| | |
|--------------------------------|-----------------------------|
| Horse/Jockey Name | PROVEN CORRECT/Jason Holder |
| Finish Rank | 8 |
| Fastest Section Time (Section) | 0:11.01 (L1800) |
| Top Speed [km/h] (Section) | 67.7 (Overall) |
| Race State | Finished |



Thomas Farms RC Murray Bridge SA - Professional

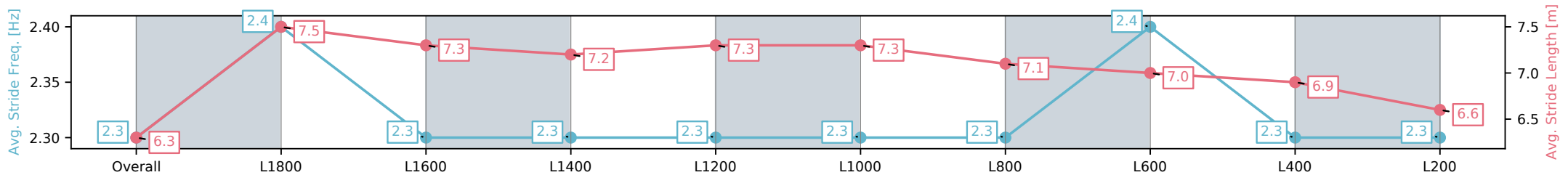
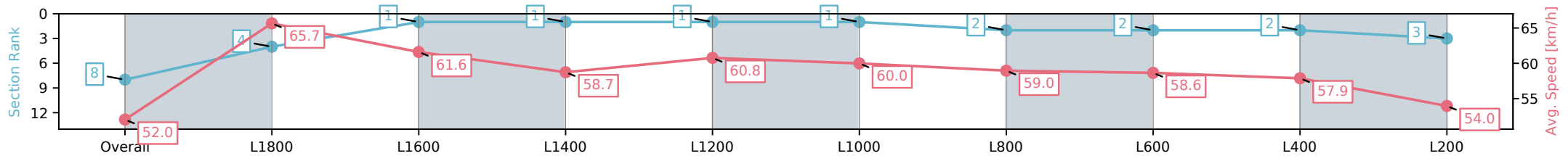
Race 4: PLC Fencing Handicap - 2000m

21 December 2024 - 2:13PM

Track Rating: Good 4, Weather: Fine, Rail Position: +3m 1200m
Chute, True Remainder



| Section | Overall | L1800 | L1600 | L1400 | L1200 | L1000 | L800 | L600 | L400 | L200 |
|------------------------|--------------------------|--------------------------|--------------------------|--------------------------|--------------------------|--------------------------|--------------------------|--------------------------|--------------------------|--------------------------|
| Section Times | 2:03.43 [8] (0:13.83) | 1:49.60 [4] (0:11.01) | 1:38.59 [1] (0:11.76) | 1:26.83 [1] (0:12.25) | 1:14.58 [1] (0:11.89) | 1:02.69 [1] (0:12.21) | 0:50.48 [2] (0:12.31) | 0:38.17 [2] (0:12.38) | 0:25.79 [2] (0:12.44) | 0:13.35 [3] (0:13.35) |
| Average Speed [km/h] | 52.0 | 65.7 | 61.6 | 58.7 | 60.8 | 60.0 | 59.0 | 58.6 | 57.9 | 54.0 |
| Top Speed [km/h] | 65.3 | 67.7 | 64.8 | 60.6 | 61.3 | 61.1 | 60.3 | 59.9 | 59.6 | 56.1 |
| Avg. Dist. to Rail [m] | 0.8 | 0.7 | 3.5 | 3.6 | 3.5 | 3.2 | 1.6 | 2.3 | 5.2 | 5.5 |
| Avg. Stride Freq. [Hz] | 2.3 | 2.4 | 2.3 | 2.3 | 2.3 | 2.3 | 2.3 | 2.4 | 2.3 | 2.3 |
| Avg. Stride Length [m] | 6.3 | 7.5 | 7.3 | 7.2 | 7.3 | 7.3 | 7.1 | 7.0 | 6.9 | 6.6 |



- [] Ranking at each section and finish
- :-:- No data available at this section
- NA No data available

| | |
|--------------------------------|------------------------------|
| Horse/Jockey Name | PRICKLY POPPY/Jacob Opperman |
| Finish Rank | 9 |
| Fastest Section Time (Section) | 0:11.17 (L1800) |
| Top Speed [km/h] (Section) | 65.5 (Overall) |
| Race State | Finished |



Thomas Farms RC Murray Bridge SA - Professional

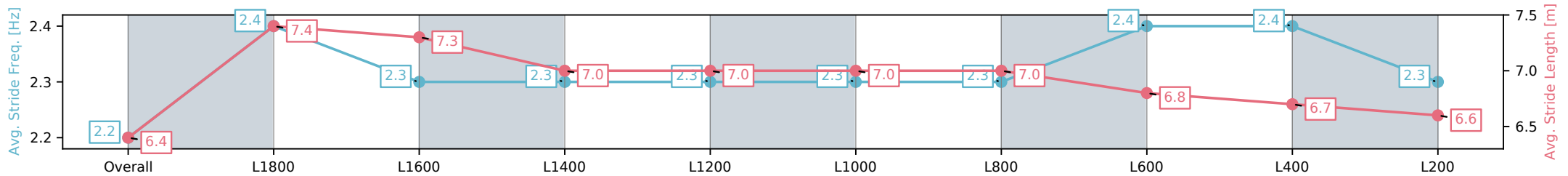
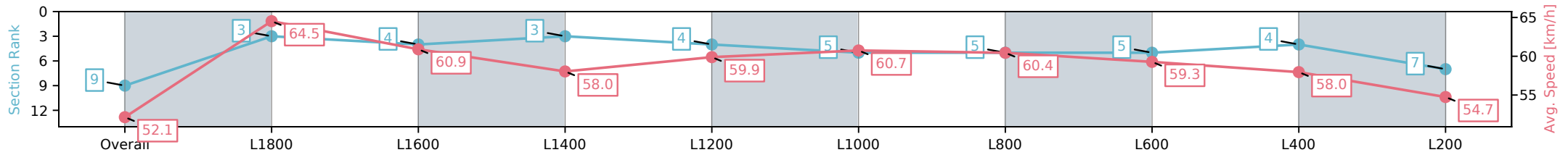
Race 4: PLC Fencing Handicap - 2000m

21 December 2024 - 2:13PM

Track Rating: Good 4, Weather: Fine, Rail Position: +3m 1200m
Chute, True Remainder



| Section | Overall | L1800 | L1600 | L1400 | L1200 | L1000 | L800 | L600 | L400 | L200 |
|------------------------|--------------------------|--------------------------|--------------------------|--------------------------|--------------------------|--------------------------|--------------------------|--------------------------|--------------------------|--------------------------|
| Section Times | 2:03.48 [9] (0:13.82) | 1:49.66 [3] (0:11.17) | 1:38.49 [4] (0:11.84) | 1:26.65 [3] (0:12.39) | 1:14.26 [4] (0:12.05) | 1:02.21 [5] (0:12.07) | 0:50.14 [5] (0:12.17) | 0:37.97 [5] (0:12.39) | 0:25.58 [4] (0:12.41) | 0:13.17 [7] (0:13.17) |
| Average Speed [km/h] | 52.1 | 64.5 | 60.9 | 58.0 | 59.9 | 60.7 | 60.4 | 59.3 | 58.0 | 54.7 |
| Top Speed [km/h] | 65.0 | 65.5 | 63.0 | 59.3 | 61.1 | 62.1 | 61.1 | 60.5 | 59.1 | 57.0 |
| Avg. Dist. to Rail [m] | 5.2 | 0.7 | 0.5 | 1.8 | 2.1 | 3.3 | 4.3 | 4.4 | 6.2 | 7.6 |
| Avg. Stride Freq. [Hz] | 2.2 | 2.4 | 2.3 | 2.3 | 2.3 | 2.3 | 2.3 | 2.4 | 2.4 | 2.3 |
| Avg. Stride Length [m] | 6.4 | 7.4 | 7.3 | 7.0 | 7.0 | 7.0 | 7.0 | 6.8 | 6.7 | 6.6 |



- [] Ranking at each section and finish
- :-:- No data available at this section
- NA No data available

| | |
|--------------------------------|-----------------------------|
| Horse/Jockey Name | HARLEY'N'ROSE/Alana Livesey |
| Finish Rank | 10 |
| Fastest Section Time (Section) | 0:11.42 (L1800) |
| Top Speed [km/h] (Section) | 65.7 (Overall) |
| Race State | Finished |



Thomas Farms RC Murray Bridge SA - Professional

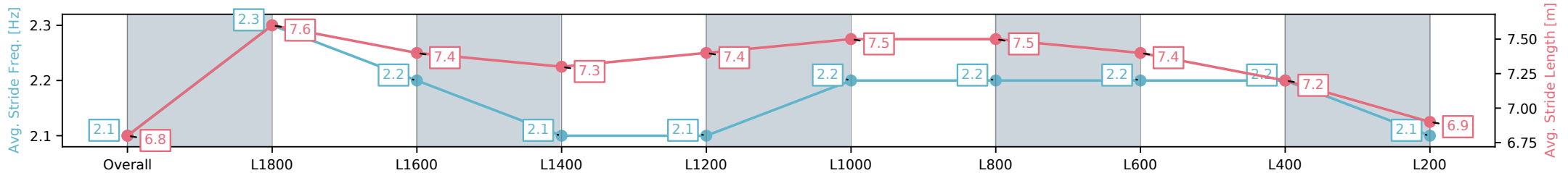
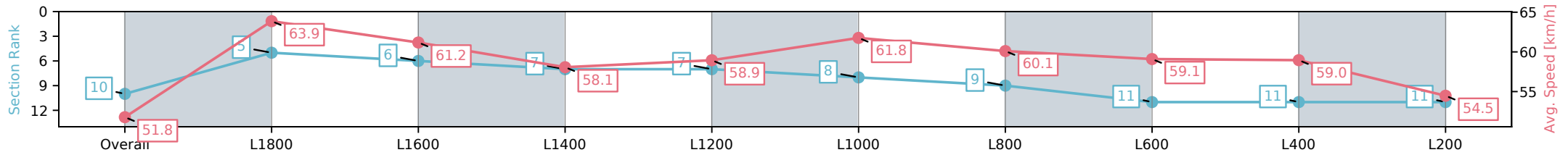
Race 4: PLC Fencing Handicap - 2000m

21 December 2024 - 2:13PM

Track Rating: Good 4, Weather: Fine, Rail Position: +3m 1200m
Chute, True Remainder



| Section | Overall | L1800 | L1600 | L1400 | L1200 | L1000 | L800 | L600 | L400 | L200 |
|------------------------|---------------------------|--------------------------|--------------------------|--------------------------|--------------------------|--------------------------|--------------------------|---------------------------|---------------------------|---------------------------|
| Section Times | 2:03.96 [10] (0:13.92) | 1:50.04 [5] (0:11.42) | 1:38.62 [6] (0:11.84) | 1:26.78 [7] (0:12.38) | 1:14.40 [7] (0:12.26) | 1:02.14 [8] (0:11.91) | 0:50.23 [9] (0:12.31) | 0:37.92 [11] (0:12.49) | 0:25.43 [11] (0:12.23) | 0:13.20 [11] (0:13.20) |
| Average Speed [km/h] | 51.8 | 63.9 | 61.2 | 58.1 | 58.9 | 61.8 | 60.1 | 59.1 | 59.0 | 54.5 |
| Top Speed [km/h] | 63.8 | 65.7 | 62.1 | 60.1 | 61.1 | 62.4 | 61.5 | 59.8 | 60.4 | 57.4 |
| Avg. Dist. to Rail [m] | 7.7 | 2.8 | 2.6 | 2.7 | 3.0 | 4.4 | 5.5 | 5.7 | 10.1 | 10.0 |
| Avg. Stride Freq. [Hz] | 2.1 | 2.3 | 2.2 | 2.1 | 2.1 | 2.2 | 2.2 | 2.2 | 2.2 | 2.1 |
| Avg. Stride Length [m] | 6.8 | 7.6 | 7.4 | 7.3 | 7.4 | 7.5 | 7.5 | 7.4 | 7.2 | 6.9 |



- [] Ranking at each section and finish
- :-:- No data available at this section
- NA No data available

| | |
|--------------------------------|----------------------|
| Horse/Jockey Name | JAYWICK/Sairyn Fawke |
| Finish Rank | 11 |
| Fastest Section Time (Section) | 0:11.13 (L1800) |
| Top Speed [km/h] (Section) | 66.8 (Overall) |
| Race State | Finished |



Thomas Farms RC Murray Bridge SA - Professional

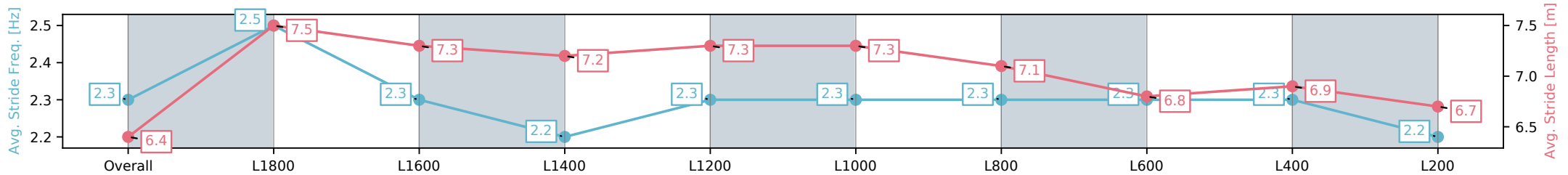
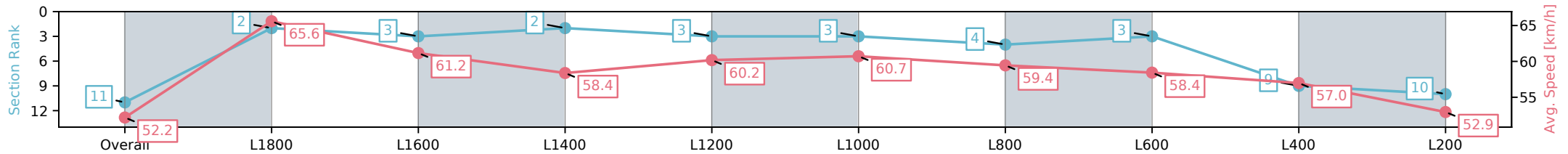
Race 4: PLC Fencing Handicap - 2000m

21 December 2024 - 2:13PM

Track Rating: Good 4, Weather: Fine, Rail Position: +3m 1200m
Chute, True Remainder



| Section | Overall | L1800 | L1600 | L1400 | L1200 | L1000 | L800 | L600 | L400 | L200 |
|------------------------|---------------------------|--------------------------|--------------------------|--------------------------|--------------------------|--------------------------|--------------------------|--------------------------|--------------------------|---------------------------|
| Section Times | 2:04.34 [11] (0:13.79) | 1:50.55 [2] (0:11.13) | 1:39.42 [3] (0:11.88) | 1:27.54 [2] (0:12.34) | 1:15.20 [3] (0:11.99) | 1:03.21 [3] (0:12.03) | 0:51.18 [4] (0:12.33) | 0:38.85 [3] (0:12.61) | 0:26.24 [9] (0:12.65) | 0:13.59 [10] (0:13.59) |
| Average Speed [km/h] | 52.2 | 65.6 | 61.2 | 58.4 | 60.2 | 60.7 | 59.4 | 58.4 | 57.0 | 52.9 |
| Top Speed [km/h] | 66.3 | 66.8 | 65.6 | 59.7 | 61.5 | 62.5 | 60.8 | 60.5 | 58.6 | 55.2 |
| Avg. Dist. to Rail [m] | 6.7 | 2.8 | 4.0 | 3.1 | 3.2 | 2.8 | 3.7 | 5.3 | 8.5 | 9.1 |
| Avg. Stride Freq. [Hz] | 2.3 | 2.5 | 2.3 | 2.2 | 2.3 | 2.3 | 2.3 | 2.3 | 2.3 | 2.2 |
| Avg. Stride Length [m] | 6.4 | 7.5 | 7.3 | 7.2 | 7.3 | 7.3 | 7.1 | 6.8 | 6.9 | 6.7 |



- [] Ranking at each section and finish
- :-:- No data available at this section
- NA No data available