



RACINGSA

# Thomas Farms RC Murray Bridge SA Race 3: SpryCrete Christmas Cup - 1600m 21 December 2024 - 1:37PM



Murray Bridge  
Racing Club

Track Rating: Good 4, Weather: Fine, Rail Position: +3m 1200m Chute, True Remainder

Section								Overall	L1400	L1200	L1000	L800	L600		
Field Times								1:36.07 (0:13.66)	1:22.41 (0:11.46)	1:10.96 (0:11.90)	0:59.05 (0:11.93)	0:47.12 (0:11.44)	0:35.68 (0:11.48)		
Position	#	Horse/Jockey	Barrier	Top Speed [km/h]	Fastest Section	First 400m								Distance Travelled From Winner [m]	
1	7	<b>SEEKING STARDOM</b> Taylor Johnstone	1	63.6 1000-800	0:11.30 800-600	0:25.70	1:36.07 (0:13.96)	1:22.11 [4] (0:11.74)	1:10.37 [4] (0:11.94)	0:58.43 [5] (0:11.61)	0:46.82 [4] (0:11.30)	0:35.52 [2] (0:11.50)			
2	6	<b>POOL PONY</b> Margaret Collett	7	65.3 1200-1000	0:11.46 400-200	0:25.78	1:36.11 (0:14.13)	1:21.98 [5] (0:11.65)	1:10.33 [6] (0:11.85)	0:58.48 [4] (0:11.71)	0:46.77 [5] (0:11.68)	0:35.09 [6] (0:11.53)	+8		
3	2	<b>WILD IMAGINATION</b> Alana Livesey	4	64.7 1600-1400	0:11.46 1400-1200	0:25.11	1:36.28 (0:13.65)	1:22.63 [1] (0:11.46)	1:11.17 [1] (0:11.90)	0:59.27 [1] (0:11.95)	0:47.32 [2] (0:11.68)	0:35.64 [3] (0:11.61)	+1		
4	5	<b>JENKINS</b> Lachlan Neindorf	6	64.8 1000-800	0:11.43 800-600	0:25.73	1:36.63 (0:14.17)	1:22.46 [6] (0:11.56)	1:10.90 [5] (0:11.92)	0:58.98 [6] (0:11.75)	0:47.23 [6] (0:11.43)	0:35.80 [5] (0:11.56)	+5		
5	8	<b>DIVINE FIRE</b> Jacob Opperman	5	65.8 1200-1000	0:11.45 800-600	0:25.56	1:36.92 (0:13.90)	1:23.02 [3] (0:11.66)	1:11.36 [3] (0:11.87)	0:59.49 [3] (0:11.51)	0:47.98 [1] (0:11.45)	0:36.53 [1] (0:11.47)	+1		
6	9	<b>LADY TUCAN</b> Jade Doyle	2	64.6 1000-800	0:11.56 800-600	0:25.30	1:37.34 (0:13.70)	1:23.64 [2] (0:11.60)	1:12.04 [2] (0:11.95)	1:00.09 [2] (0:11.84)	0:48.25 [3] (0:11.56)	0:36.69 [4] (0:11.68)	+4		
7	1	<b>HASTA LA FIORENTE</b> Dom Tourneur	3	64.1 1000-800	0:11.62 600-400	0:26.15	1:37.78 (0:14.40)	1:23.38 [7] (0:11.75)	1:11.63 [7] (0:11.92)	0:59.71 [7] (0:11.90)	0:47.81 [7] (0:11.66)	0:36.15 [7] (0:11.62)	+2		

Scratched: Madame Odette (#3), Saxon King (#4)

- [ ] Position in running at each section and finish
- #: Saddle cloth number
- :--:-- No data available at this section
- DNF Did not finish
- NA No data available
- DNT Did not track
- █ Background shading for fastest section



RACINGSA

# Thomas Farms RC Murray Bridge SA Race 3: SpryCrete Christmas Cup - 1600m 21 December 2024 - 1:37PM



Murray Bridge  
Racing Club

Track Rating: Good 4, Weather: Fine, Rail Position: +3m 1200m Chute, True Remainder

### Section Field Times

L400  
0:24.20  
(0:11.88)  
L200  
0:12.32  
(0:12.32)

Position	#	Horse/Jockey	Barrier	Top Speed [km/h]	Fastest Section	First 400m	L400 / L200		Margin	Distance Travelled From Winner [m]
1	7	<b>SEEKING STARDOM</b> Taylor Johnstone	1	63.6 1000-800	0:11.30 800-600	0:25.70	0:24.02 [2] (0:11.78)	0:12.24 [2] (0:12.24)	1:36.07	
2	6	<b>POOL PONY</b> Margaret Collett	7	65.3 1200-1000	0:11.46 400-200	0:25.78	0:23.56 [6] (0:11.46)	0:12.10 [4] (0:12.10)	0.0L	+8
3	2	<b>WILD IMAGINATION</b> Alana Livesey	4	64.7 1600-1400	0:11.46 1400-1200	0:25.11	0:24.03 [3] (0:11.68)	0:12.35 [3] (0:12.35)	1.45L	+1
4	5	<b>JENKINS</b> Lachlan Neindorf	6	64.8 1000-800	0:11.43 800-600	0:25.73	0:24.23 [5] (0:11.75)	0:12.48 [5] (0:12.48)	3.72L	+5
5	8	<b>DIVINE FIRE</b> Jacob Opperman	5	65.8 1200-1000	0:11.45 800-600	0:25.56	0:25.06 [1] (0:11.88)	0:13.18 [1] (0:13.18)	5.63L	+1
6	9	<b>LADY TUCAN</b> Jade Doyle	2	64.6 1000-800	0:11.56 800-600	0:25.30	0:25.01 [4] (0:12.11)	0:12.90 [6] (0:12.90)	8.44L	+4
7	1	<b>HASTA LA FIORENTE</b> Dom Tourneur	3	64.1 1000-800	0:11.62 600-400	0:26.15	0:24.53 [7] (0:11.92)	0:12.61 [7] (0:12.61)	11.33L	+2

Scratched: Madame Odette (#3), Saxon King (#4)

- [ ] Position in running at each section and finish
- #: Saddle cloth number
- :-:-- No data available at this section
- DNF Did not finish
- NA No data available
- DNT Did not track
- █ Background shading for fastest section

Horse/Jockey Name	SEEKING STARDOM/Taylor Johnstone
Finish Rank	1
Fastest Section Time (Section)	0:11.30 (L800)
Top Speed [km/h] (Section)	63.6 (L1000)
Race State	Finished



Thomas Farms RC Murray Bridge SA - Professional

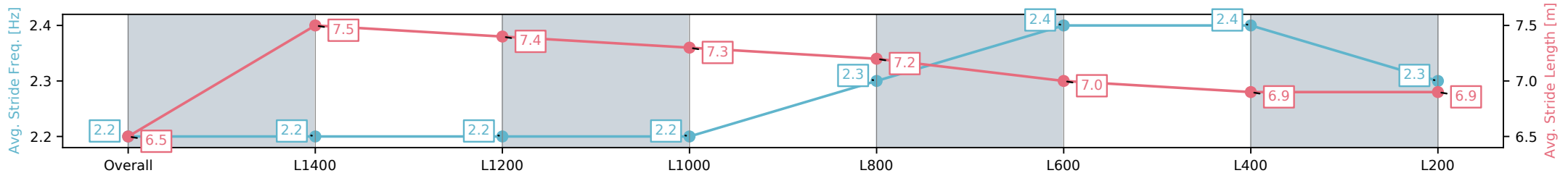
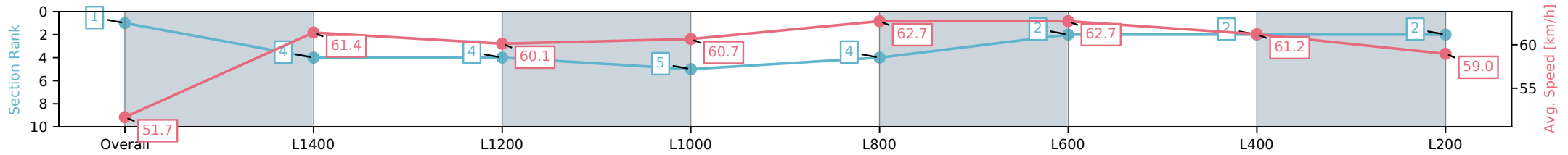
Race 3: SpryCrete Christmas Cup - 1600m

21 December 2024 - 1:37PM

Track Rating: Good 4, Weather: Fine, Rail Position: +3m 1200m  
Chute, True Remainder



Section	Overall	L1400	L1200	L1000	L800	L600	L400	L200
Section Times	1:36.07 [1] (0:13.96)	1:22.11 [4] (0:11.74)	1:10.37 [4] (0:11.94)	0:58.43 [5] (0:11.61)	0:46.82 [4] (0:11.30)	0:35.52 [2] (0:11.50)	0:24.02 [2] (0:11.78)	0:12.24 [2] (0:12.24)
Average Speed [km/h]	51.7	61.4	60.1	60.7	62.7	62.7	61.2	59.0
Top Speed [km/h]	62.4	62.5	61.3	61.3	63.6	63.5	62.6	61.3
Avg. Dist. to Rail [m]	1.0	0.9	2.3	4.2	3.0	1.7	4.3	4.7
Avg. Stride Freq. [Hz]	2.2	2.2	2.2	2.2	2.3	2.4	2.4	2.3
Avg. Stride Length [m]	6.5	7.5	7.4	7.3	7.2	7.0	6.9	6.9



- [ ] Ranking at each section and finish
- :-:- No data available at this section
- NA No data available

Horse/Jockey Name	POOL PONY/Margaret Collett
Finish Rank	2
Fastest Section Time (Section)	0:11.46 (L400)
Top Speed [km/h] (Section)	65.3 (L1200)
Race State	Finished



Thomas Farms RC Murray Bridge SA - Professional

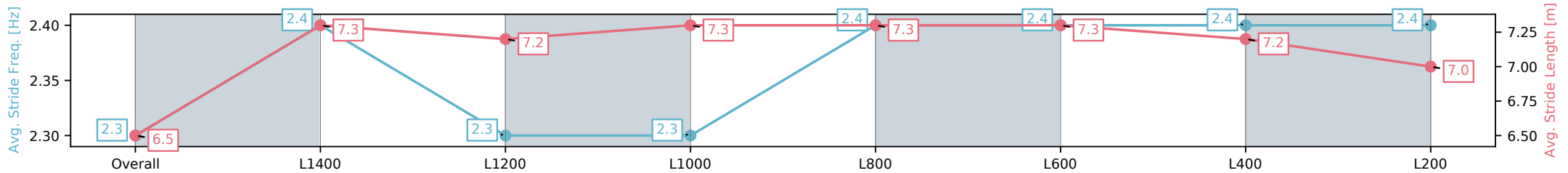
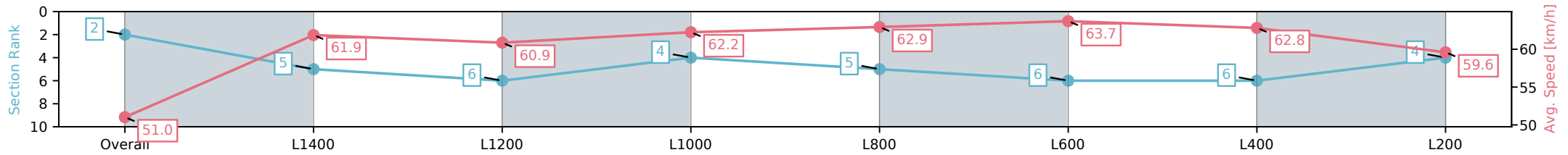
Race 3: SpryCrete Christmas Cup - 1600m

21 December 2024 - 1:37PM

Track Rating: Good 4, Weather: Fine, Rail Position: +3m 1200m  
Chute, True Remainder



Section	Overall	L1400	L1200	L1000	L800	L600	L400	L200
Section Times	1:36.11 [2] (0:14.13)	1:21.98 [5] (0:11.65)	1:10.33 [6] (0:11.85)	0:58.48 [4] (0:11.71)	0:46.77 [5] (0:11.68)	0:35.09 [6] (0:11.53)	0:23.56 [6] (0:11.46)	0:12.10 [4] (0:12.10)
Average Speed [km/h]	51.0	61.9	60.9	62.2	62.9	63.7	62.8	59.6
Top Speed [km/h]	62.0	62.3	62.1	65.3	65.2	64.9	63.8	62.0
Avg. Dist. to Rail [m]	5.4	1.7	1.6	2.5	4.5	4.8	9.4	10.6
Avg. Stride Freq. [Hz]	2.3	2.4	2.3	2.3	2.4	2.4	2.4	2.4
Avg. Stride Length [m]	6.5	7.3	7.2	7.3	7.3	7.3	7.2	7.0



- [ ] Ranking at each section and finish
- :-:- No data available at this section
- NA No data available

Horse/Jockey Name	WILD IMAGINATION/Alana Livesey
Finish Rank	3
Fastest Section Time (Section)	0:11.46 (L1400)
Top Speed [km/h] (Section)	64.7 (Overall)
Race State	Finished



Thomas Farms RC Murray Bridge SA - Professional

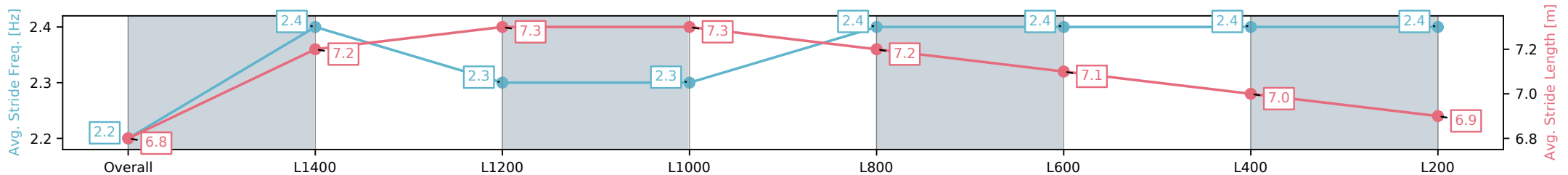
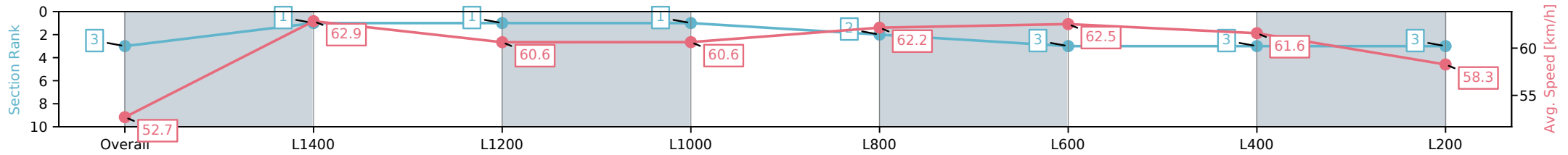
Race 3: SpryCrete Christmas Cup - 1600m

21 December 2024 - 1:37PM

Track Rating: Good 4, Weather: Fine, Rail Position: +3m 1200m  
Chute, True Remainder



Section	Overall	L1400	L1200	L1000	L800	L600	L400	L200
Section Times	1:36.28 [3] (0:13.65)	1:22.63 [1] (0:11.46)	1:11.17 [1] (0:11.90)	0:59.27 [1] (0:11.95)	0:47.32 [2] (0:11.68)	0:35.64 [3] (0:11.61)	0:24.03 [3] (0:11.68)	0:12.35 [3] (0:12.35)
Average Speed [km/h]	52.7	62.9	60.6	60.6	62.2	62.5	61.6	58.3
Top Speed [km/h]	63.3	64.7	61.0	62.4	63.5	64.7	62.7	60.8
Avg. Dist. to Rail [m]	3.6	2.8	1.4	1.2	1.7	2.2	4.4	5.2
Avg. Stride Freq. [Hz]	2.2	2.4	2.3	2.3	2.4	2.4	2.4	2.4
Avg. Stride Length [m]	6.8	7.2	7.3	7.3	7.2	7.1	7.0	6.9



- [ ] Ranking at each section and finish
- :-:- No data available at this section
- NA No data available

Horse/Jockey Name	JENKINS/Lachlan Neindorf
Finish Rank	4
Fastest Section Time (Section)	0:11.43 (L800)
Top Speed [km/h] (Section)	64.8 (L1000)
Race State	Finished



### Thomas Farms RC Murray Bridge SA - Professional

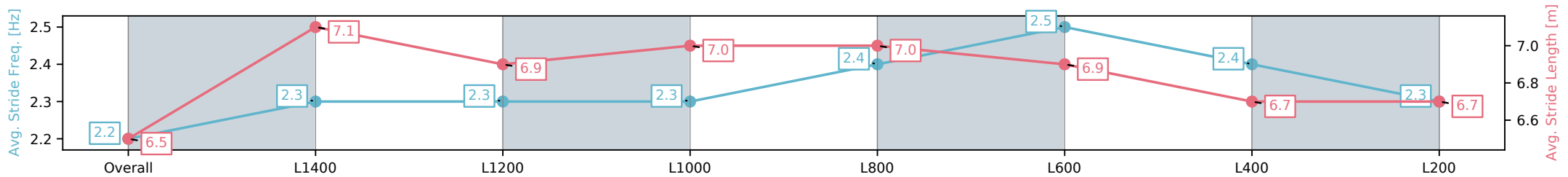
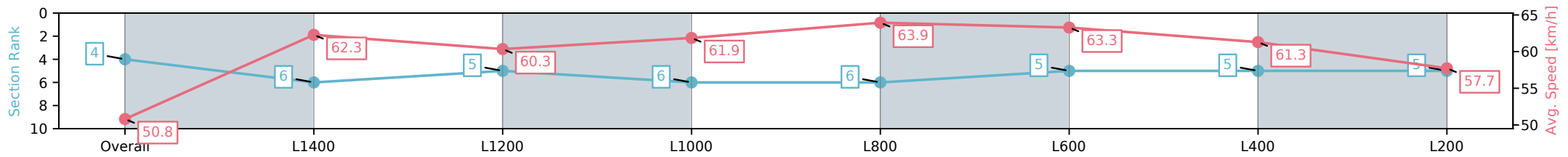
Race 3: SpryCrete Christmas Cup - 1600m

21 December 2024 - 1:37PM

Track Rating: Good 4, Weather: Fine, Rail Position: +3m 1200m  
Chute, True Remainder



Section	Overall	L1400	L1200	L1000	L800	L600	L400	L200
Section Times	1:36.63 [4] (0:14.17)	1:22.46 [6] (0:11.56)	1:10.90 [5] (0:11.92)	0:58.98 [6] (0:11.75)	0:47.23 [6] (0:11.43)	0:35.80 [5] (0:11.56)	0:24.23 [5] (0:11.75)	0:12.48 [5] (0:12.48)
Average Speed [km/h]	50.8	62.3	60.3	61.9	63.9	63.3	61.3	57.7
Top Speed [km/h]	62.6	63.2	62.0	64.4	64.8	64.6	62.6	60.2
Avg. Dist. to Rail [m]	4.6	0.9	0.9	1.5	3.0	4.1	7.3	9.0
Avg. Stride Freq. [Hz]	2.2	2.3	2.3	2.3	2.4	2.5	2.4	2.3
Avg. Stride Length [m]	6.5	7.1	6.9	7.0	7.0	6.9	6.7	6.7



- [ ] Ranking at each section and finish
- :-:- No data available at this section
- NA No data available

Horse/Jockey Name	DIVINE FIRE/Jacob Opperman
Finish Rank	5
Fastest Section Time (Section)	0:11.45 (L800)
Top Speed [km/h] (Section)	65.8 (L1200)
Race State	Finished



### Thomas Farms RC Murray Bridge SA - Professional

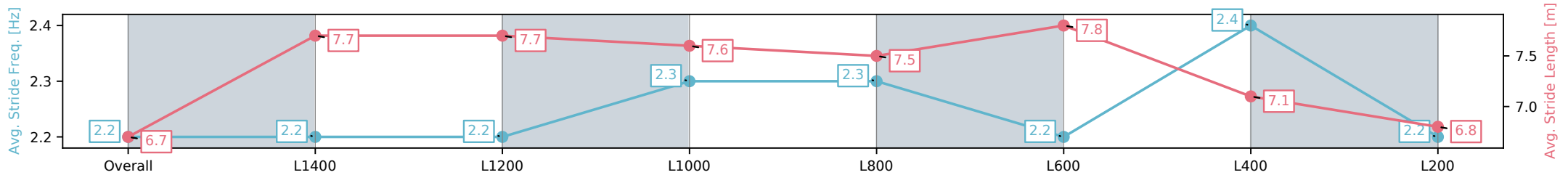
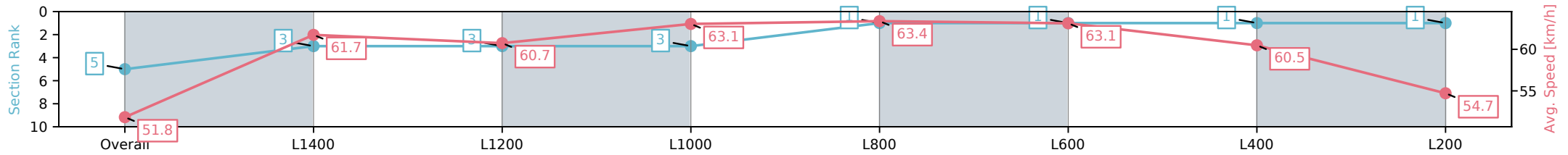
Race 3: SpryCrete Christmas Cup - 1600m

21 December 2024 - 1:37PM

Track Rating: Good 4, Weather: Fine, Rail Position: +3m 1200m  
Chute, True Remainder



Section	Overall	L1400	L1200	L1000	L800	L600	L400	L200
Section Times	1:36.92 [5] (0:13.90)	1:23.02 [3] (0:11.66)	1:11.36 [3] (0:11.87)	0:59.49 [3] (0:11.51)	0:47.98 [1] (0:11.45)	0:36.53 [1] (0:11.47)	0:25.06 [1] (0:11.88)	0:13.18 [1] (0:13.18)
Average Speed [km/h]	51.8	61.7	60.7	63.1	63.4	63.1	60.5	54.7
Top Speed [km/h]	61.5	62.1	61.6	65.8	64.8	64.3	62.4	58.3
Avg. Dist. to Rail [m]	3.8	0.8	0.7	1.3	1.9	1.3	2.7	2.4
Avg. Stride Freq. [Hz]	2.2	2.2	2.2	2.3	2.3	2.2	2.4	2.2
Avg. Stride Length [m]	6.7	7.7	7.7	7.6	7.5	7.8	7.1	6.8



- [ ] Ranking at each section and finish
- :-:- No data available at this section
- NA No data available

Horse/Jockey Name	LADY TUCAN/Jade Doyle
Finish Rank	6
Fastest Section Time (Section)	0:11.56 (L800)
Top Speed [km/h] (Section)	64.6 (L1000)
Race State	Finished



Thomas Farms RC Murray Bridge SA - Professional

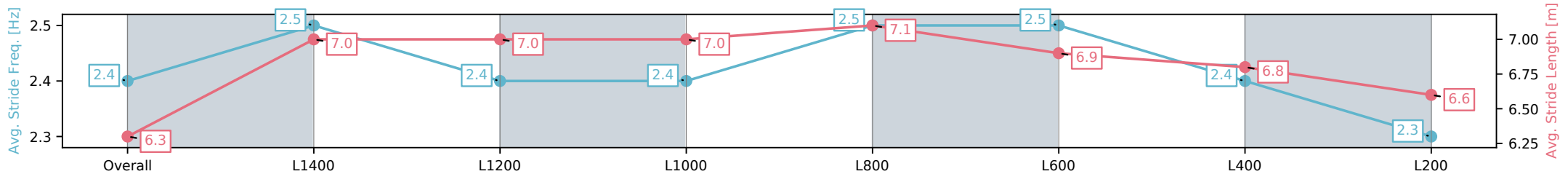
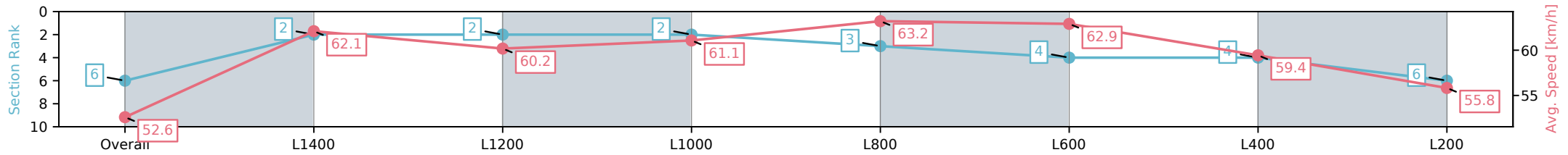
Race 3: SpryCrete Christmas Cup - 1600m

21 December 2024 - 1:37PM

Track Rating: Good 4, Weather: Fine, Rail Position: +3m 1200m  
Chute, True Remainder



Section	Overall	L1400	L1200	L1000	L800	L600	L400	L200
Section Times	1:37.34 [6] (0:13.70)	1:23.64 [2] (0:11.60)	1:12.04 [2] (0:11.95)	1:00.09 [2] (0:11.84)	0:48.25 [3] (0:11.56)	0:36.69 [4] (0:11.68)	0:25.01 [4] (0:12.11)	0:12.90 [6] (0:12.90)
Average Speed [km/h]	52.6	62.1	60.2	61.1	63.2	62.9	59.4	55.8
Top Speed [km/h]	62.5	62.5	61.7	62.8	64.6	64.5	60.8	58.7
Avg. Dist. to Rail [m]	2.2	1.6	0.5	1.0	3.0	4.6	6.5	5.0
Avg. Stride Freq. [Hz]	2.4	2.5	2.4	2.4	2.5	2.5	2.4	2.3
Avg. Stride Length [m]	6.3	7.0	7.0	7.0	7.1	6.9	6.8	6.6



- [ ] Ranking at each section and finish
- :-:- No data available at this section
- NA No data available



Horse/Jockey Name	HASTA LA FIORENTE/Dom Tourneur
Finish Rank	7
Fastest Section Time (Section)	0:11.62 (L600)
Top Speed [km/h] (Section)	64.1 (L1000)
Race State	Finished



Thomas Farms RC Murray Bridge SA - Professional

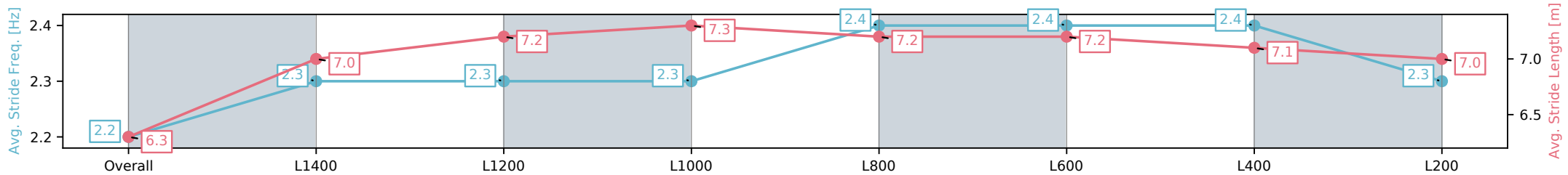
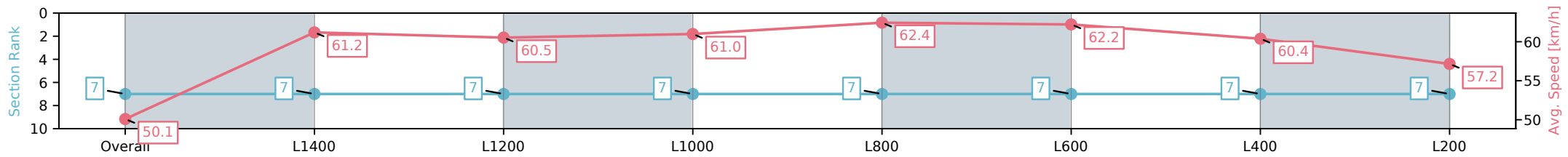
Race 3: SpryCrete Christmas Cup - 1600m

21 December 2024 - 1:37PM

Track Rating: Good 4, Weather: Fine, Rail Position: +3m 1200m  
Chute, True Remainder



Section	Overall	L1400	L1200	L1000	L800	L600	L400	L200
Section Times	1:37.78 [7] (0:14.40)	1:23.38 [7] (0:11.75)	1:11.63 [7] (0:11.92)	0:59.71 [7] (0:11.90)	0:47.81 [7] (0:11.66)	0:36.15 [7] (0:11.62)	0:24.53 [7] (0:11.92)	0:12.61 [7] (0:12.61)
Average Speed [km/h]	50.1	61.2	60.5	61.0	62.4	62.2	60.4	57.2
Top Speed [km/h]	61.3	62.3	62.3	63.2	64.1	63.9	62.6	60.5
Avg. Dist. to Rail [m]	2.6	1.4	1.1	1.7	2.0	1.6	4.6	6.8
Avg. Stride Freq. [Hz]	2.2	2.3	2.3	2.3	2.4	2.4	2.4	2.3
Avg. Stride Length [m]	6.3	7.0	7.2	7.3	7.2	7.2	7.1	7.0



- [ ] Ranking at each section and finish
- :-:- No data available at this section
- NA No data available