



RACINGSA

Thomas Farms RC Murray Bridge SA

Race 2: Spry and Honner Architectural Builders Maiden Plate - 1000m

21 December 2024 - 1:02PM

Track Rating: Good 4, Weather: Fine, Rail Position: +3m 1200m Chute, True Remainder



Murray Bridge
Racing Club

Section Field Times							Overall	L800	L600	L400	L200		
							0:58.40 (0:13.11)	0:45.28 (0:10.21)	0:35.08 (0:11.01)	0:24.07 (0:11.60)	0:12.47 (0:12.47)		
Position	#	Horse/Jockey	Barrier	Top Speed [km/h]	Fastest Section	First 400m						Margin	Distance Travelled From Winner [m]
1	7	DOBBINAIR Jason Holder	11	68.1 1000-800	0:10.89 800-600	0:24.73	0:58.40 (0:13.84)	0:44.56 [10] (0:10.89)	0:33.67 [10] (0:11.05)	0:22.62 [10] (0:10.89)	0:11.73 [5] (0:11.73)	0:58.40	
2	9	PRESS EXPRESS Teagan Voorham	6	69.7 1000-800	0:10.59 800-600	0:23.96	0:58.50 (0:13.37)	0:45.13 [6] (0:10.59)	0:34.54 [5] (0:11.02)	0:23.52 [4] (0:11.24)	0:12.28 [3] (0:12.28)	0.66L	-1
3	5	CALADAN Jake Toeroek	8	72.7 1000-800	0:10.24 800-600	0:23.40	0:58.72 (0:13.16)	0:45.56 [3] (0:10.24)	0:35.32 [2] (0:10.96)	0:24.36 [2] (0:11.56)	0:12.79 [1] (0:12.79)	2.13L	-2
4	13	LIKE A DIAMOND Kayla Crowther	7	68.4 1000-800	0:10.86 800-600	0:24.81	0:58.76 (0:13.95)	0:44.81 [11] (0:10.86)	0:33.95 [11] (0:10.89)	0:23.06 [9] (0:10.99)	0:12.07 [6] (0:12.07)	2.39L	-3
5	6	DIADOCHOS Justin Potter	4	70.1 1000-800	0:10.52 800-600	0:24.25	0:58.96 (0:13.73)	0:45.23 [9] (0:10.52)	0:34.71 [7] (0:11.18)	0:23.53 [7] (0:11.31)	0:12.22 [8] (0:12.22)	3.74L	-2
6	4	AQUEDUCT Rochelle Milnes	2	72.2 1000-800	0:10.21 800-600	0:23.32	0:59.02 (0:13.11)	0:45.91 [1] (0:10.21)	0:35.70 [1] (0:11.00)	0:24.70 [1] (0:11.70)	0:13.00 [2] (0:13.00)	4.09L	-3
7	10	DRESS TO IMPRESS Jacob Opperman	1	69.9 1000-800	0:10.55 800-600	0:23.91	0:59.04 (0:13.36)	0:45.68 [5] (0:10.55)	0:35.13 [4] (0:10.88)	0:24.25 [3] (0:11.45)	0:12.80 [4] (0:12.80)	4.25L	-3
8	15	ON TIK Lachlan Neindorf	10	69.1 1000-800	0:10.85 800-600	0:24.47	0:59.21 (0:13.62)	0:45.59 [8] (0:10.85)	0:34.74 [9] (0:11.34)	0:23.40 [11] (0:11.14)	0:12.26 [11] (0:12.26)	5.36L	+2
9	14	OUR CITY ROSE Margaret Collett	5	69.0 1000-800	0:10.80 800-600	0:24.42	0:59.32 (0:13.62)	0:45.70 [7] (0:10.80)	0:34.90 [8] (0:11.25)	0:23.65 [8] (0:11.23)	0:12.42 [10] (0:12.42)	6.07L	+0
10	3	ALPHA STREET Matthew Chadwick	9	68.5 1000-800	0:10.75 800-600	0:24.01	0:59.36 (0:13.26)	0:46.10 [4] (0:10.75)	0:35.35 [6] (0:11.33)	0:24.02 [6] (0:11.43)	0:12.59 [9] (0:12.59)	6.37L	+1

Scratched: The Ineos (#1), Turfaction (#2), Alibis (#8), Four Legs (#11), French Delicacy (#12)

Report Created: Sat 21 December 2024 13:45:46 GMT+11 (Note: Timing is based on positional data)

- [] Position in running at each section and finish
- #: Saddle cloth number
- :--:-- No data available at this section
- DNF Did not finish
- NA No data available
- DNT Did not track
- █ Background shading for fastest section



RACINGSA

Thomas Farms RC Murray Bridge SA

Race 2: Spry and Honner Architectural Builders Maiden Plate - 1000m

21 December 2024 - 1:02PM

Track Rating: Good 4, Weather: Fine, Rail Position: +3m 1200m Chute, True Remainder



Murray Bridge
Racing Club

Section							Overall	L800	L600	L400	L200			
Field Times							0:58.40	0:45.28	0:35.08	0:24.07	0:12.47			
							(0:13.11)	(0:10.21)	(0:11.01)	(0:11.60)	(0:12.47)			
Position	#	Horse/Jockey	Barrier	Top Speed [km/h]	Fastest Section	First 400m						Margin	Distance Travelled From Winner [m]	
11	16	BEL HOTESSE	3	70.2	0:10.57	0:23.73	0:59.56	0:46.41 [2]	0:35.83 [3]	0:24.56 [5]	0:12.83 [7]	7.71L	-3	
		Stacey Metcalfe		1000-800	800-600		(0:13.15)	(0:10.57)	(0:11.27)	(0:11.73)	(0:12.83)			

Scratched: The Ineos (#1), Turfaction (#2), Alibis (#8), Four Legs (#11), French Delicacy (#12)

- [] Position in running at each section and finish # Saddle cloth number
- :--:-- No data available at this section DNF Did not finish
- NA No data available DNT Did not track
- Background shading for fastest section

Horse/Jockey Name	DOBBINAIR/Jason Holder
Finish Rank	1
Fastest Section Time (Section)	0:10.89 (L800)
Top Speed [km/h] (Section)	68.1 (Overall)
Race State	Finished



Thomas Farms RC Murray Bridge SA - Professional

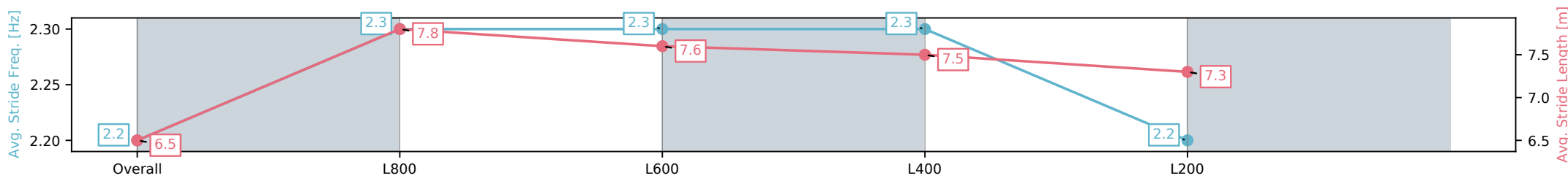
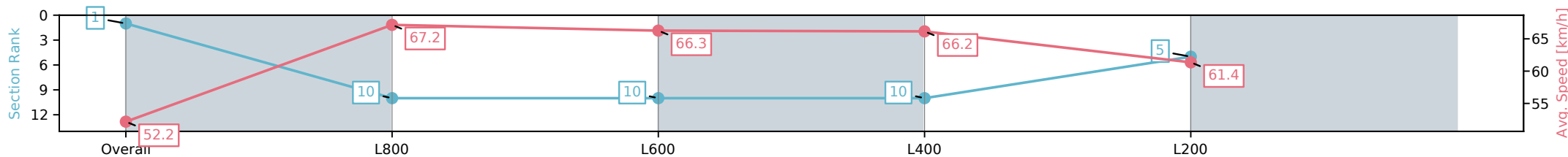
Race 2: Spry and Honner Architectural Builders Maiden Plate - 1000m

21 December 2024 - 1:02PM

Track Rating: Good 4, Weather: Fine, Rail Position: +3m 1200m Chute, True Remainder



Section	Overall	L800	L600	L400	L200
Section Times	0:58.40 [1] (0:13.84)	0:44.56 [10] (0:10.89)	0:33.67 [10] (0:11.05)	0:22.62 [10] (0:10.89)	0:11.73 [5] (0:11.73)
Average Speed [km/h]	52.2	67.2	66.3	66.2	61.4
Top Speed [km/h]	67.4	68.1	67.6	67.1	64.4
Avg. Dist. to Rail [m]	8.8	5.9	4.1	6.2	8.5
Avg. Stride Freq. [Hz]	2.2	2.3	2.3	2.3	2.2
Avg. Stride Length [m]	6.5	7.8	7.6	7.5	7.3



- [] Ranking at each section and finish
- :-:- No data available at this section
- NA No data available

Horse/Jockey Name	PRESS EXPRESS/Teagan Voorham
Finish Rank	2
Fastest Section Time (Section)	0:10.59 (L800)
Top Speed [km/h] (Section)	69.7 (Overall)
Race State	Finished



Thomas Farms RC Murray Bridge SA - Professional

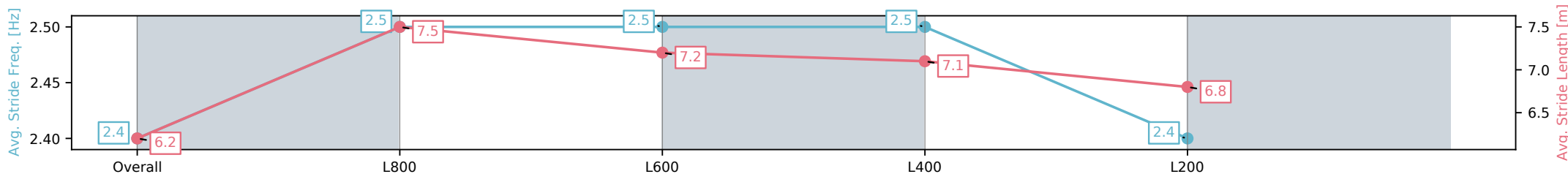
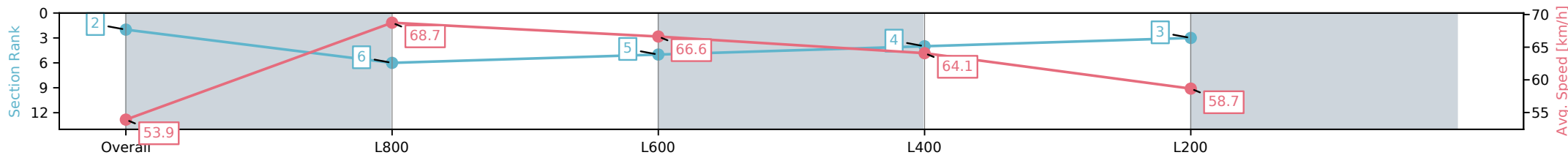
Race 2: Spry and Honner Architectural Builders Maiden Plate - 1000m

21 December 2024 - 1:02PM

Track Rating: Good 4, Weather: Fine, Rail Position: +3m 1200m Chute, True Remainder



Section	Overall	L800	L600	L400	L200
Section Times	0:58.50 [2] (0:13.37)	0:45.13 [6] (0:10.59)	0:34.54 [5] (0:11.02)	0:23.52 [4] (0:11.24)	0:12.28 [3] (0:12.28)
Average Speed [km/h]	53.9	68.7	66.6	64.1	58.7
Top Speed [km/h]	69.3	69.7	67.7	66.4	61.9
Avg. Dist. to Rail [m]	5.3	4.7	4.7	7.2	7.9
Avg. Stride Freq. [Hz]	2.4	2.5	2.5	2.5	2.4
Avg. Stride Length [m]	6.2	7.5	7.2	7.1	6.8



- [] Ranking at each section and finish
- :-:- No data available at this section
- NA No data available

Horse/Jockey Name	CALADAN/Jake Toeroek
Finish Rank	3
Fastest Section Time (Section)	0:10.24 (L800)
Top Speed [km/h] (Section)	72.7 (Overall)
Race State	Finished



Thomas Farms RC Murray Bridge SA - Professional

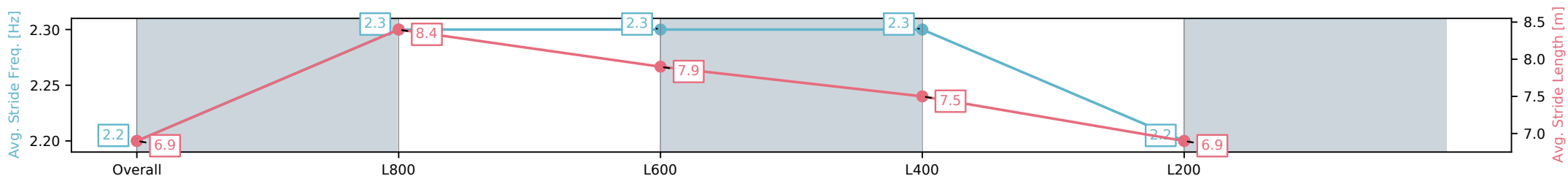
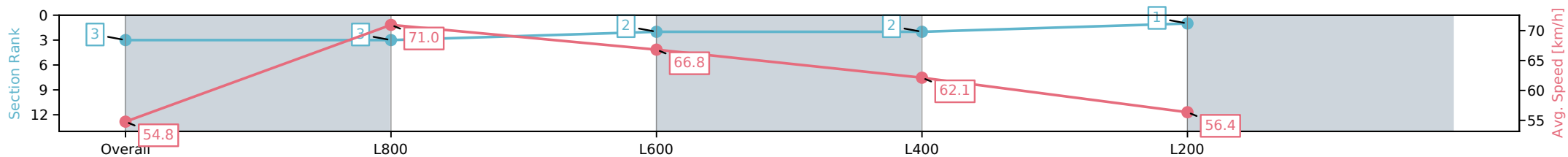
Race 2: Spry and Honner Architectural Builders Maiden Plate - 1000m

21 December 2024 - 1:02PM

Track Rating: Good 4, Weather: Fine, Rail Position: +3m 1200m Chute, True Remainder



Section	Overall	L800	L600	L400	L200
Section Times	0:58.72 [3] (0:13.16)	0:45.56 [3] (0:10.24)	0:35.32 [2] (0:10.96)	0:24.36 [2] (0:11.56)	0:12.79 [1] (0:12.79)
Average Speed [km/h]	54.8	71.0	66.8	62.1	56.4
Top Speed [km/h]	71.6	72.7	68.6	65.1	59.1
Avg. Dist. to Rail [m]	4.7	3.7	3.9	5.9	5.4
Avg. Stride Freq. [Hz]	2.2	2.3	2.3	2.3	2.2
Avg. Stride Length [m]	6.9	8.4	7.9	7.5	6.9



- [] Ranking at each section and finish
- :-:- No data available at this section
- NA No data available

Horse/Jockey Name	LIKE A DIAMOND/Kayla Crowther
Finish Rank	4
Fastest Section Time (Section)	0:10.86 (L800)
Top Speed [km/h] (Section)	68.4 (Overall)
Race State	Finished



Thomas Farms RC Murray Bridge SA - Professional

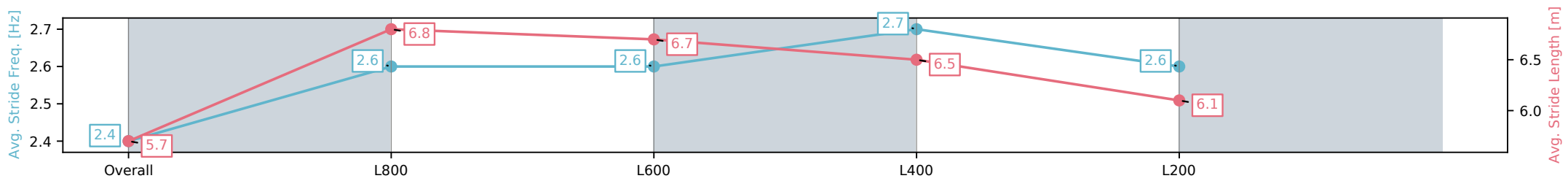
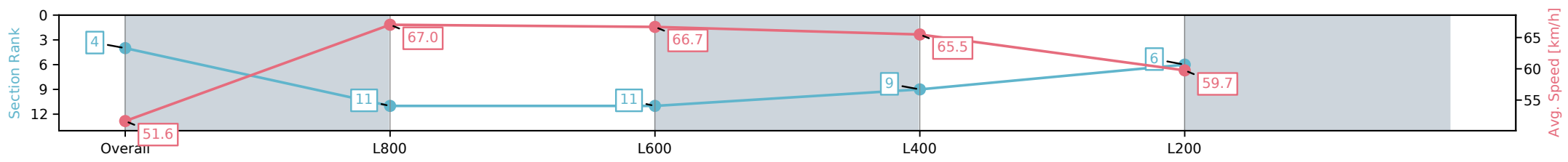
Race 2: Spry and Honner Architectural Builders Maiden Plate - 1000m

21 December 2024 - 1:02PM

Track Rating: Good 4, Weather: Fine, Rail Position: +3m 1200m Chute, True Remainder



Section	Overall	L800	L600	L400	L200
Section Times	0:58.76 [4] (0:13.95)	0:44.81 [11] (0:10.86)	0:33.95 [11] (0:10.89)	0:23.06 [9] (0:10.99)	0:12.07 [6] (0:12.07)
Average Speed [km/h]	51.6	67.0	66.7	65.5	59.7
Top Speed [km/h]	66.6	68.4	67.0	66.8	63.1
Avg. Dist. to Rail [m]	5.3	4.1	2.1	3.0	3.1
Avg. Stride Freq. [Hz]	2.4	2.6	2.6	2.7	2.6
Avg. Stride Length [m]	5.7	6.8	6.7	6.5	6.1



[] Ranking at each section and finish
 -:-:- No data available at this section
 NA No data available

Horse/Jockey Name	DIADOCHOS/Justin Potter
Finish Rank	5
Fastest Section Time (Section)	0:10.52 (L800)
Top Speed [km/h] (Section)	70.1 (Overall)
Race State	Finished



Thomas Farms RC Murray Bridge SA - Professional

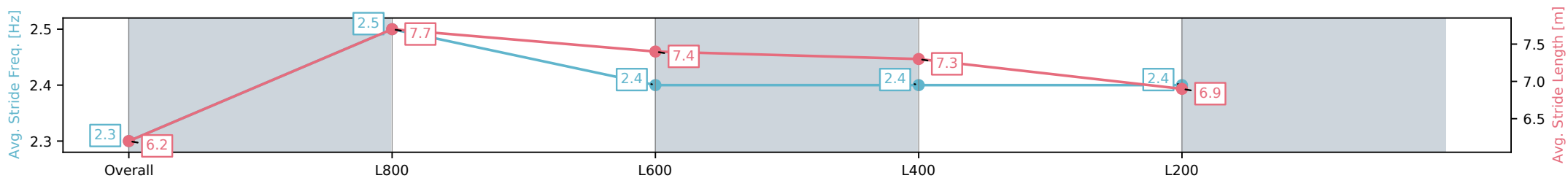
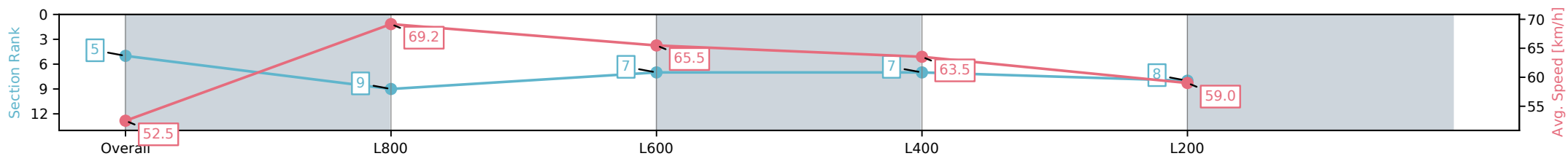
Race 2: Spry and Honner Architectural Builders Maiden Plate - 1000m

21 December 2024 - 1:02PM

Track Rating: Good 4, Weather: Fine, Rail Position: +3m 1200m Chute, True Remainder



Section	Overall	L800	L600	L400	L200
Section Times	0:58.96 [5] (0:13.73)	0:45.23 [9] (0:10.52)	0:34.71 [7] (0:11.18)	0:23.53 [7] (0:11.31)	0:12.22 [8] (0:12.22)
Average Speed [km/h]	52.5	69.2	65.5	63.5	59.0
Top Speed [km/h]	69.2	70.1	67.8	64.9	61.1
Avg. Dist. to Rail [m]	3.6	4.0	4.0	9.1	9.9
Avg. Stride Freq. [Hz]	2.3	2.5	2.4	2.4	2.4
Avg. Stride Length [m]	6.2	7.7	7.4	7.3	6.9



- [] Ranking at each section and finish
- :-:- No data available at this section
- NA No data available

Horse/Jockey Name	AQUEDUCT/Rochelle Milnes
Finish Rank	6
Fastest Section Time (Section)	0:10.21 (L800)
Top Speed [km/h] (Section)	72.2 (Overall)
Race State	Finished



Thomas Farms RC Murray Bridge SA - Professional

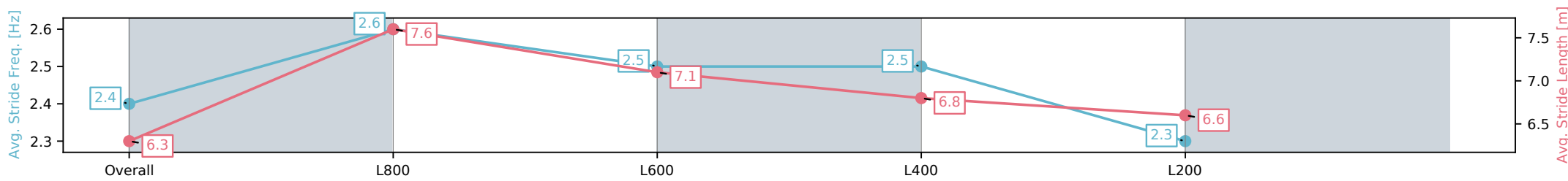
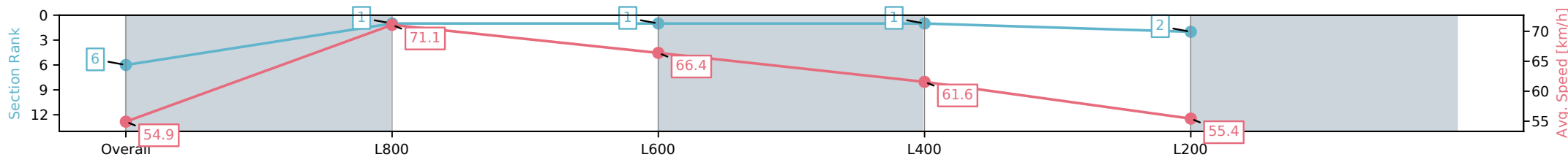
Race 2: Spry and Honner Architectural Builders Maiden Plate - 1000m

21 December 2024 - 1:02PM

Track Rating: Good 4, Weather: Fine, Rail Position: +3m 1200m Chute, True Remainder



Section	Overall	L800	L600	L400	L200
Section Times	0:59.02 [6] (0:13.11)	0:45.91 [1] (0:10.21)	0:35.70 [1] (0:11.00)	0:24.70 [1] (0:11.70)	0:13.00 [2] (0:13.00)
Average Speed [km/h]	54.9	71.1	66.4	61.6	55.4
Top Speed [km/h]	70.9	72.2	68.6	64.8	57.9
Avg. Dist. to Rail [m]	1.7	2.8	3.8	6.5	6.6
Avg. Stride Freq. [Hz]	2.4	2.6	2.5	2.5	2.3
Avg. Stride Length [m]	6.3	7.6	7.1	6.8	6.6



[] Ranking at each section and finish
 -:-:- No data available at this section
 NA No data available

Horse/Jockey Name	DRESS TO IMPRESS/Jacob Opperman
Finish Rank	7
Fastest Section Time (Section)	0:10.55 (L800)
Top Speed [km/h] (Section)	69.9 (Overall)
Race State	Finished



Thomas Farms RC Murray Bridge SA - Professional

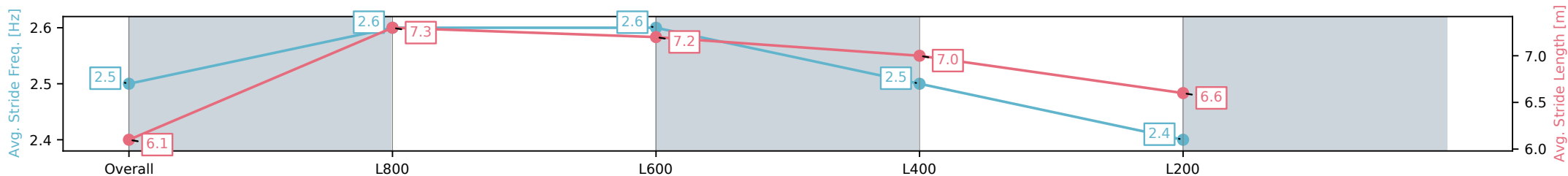
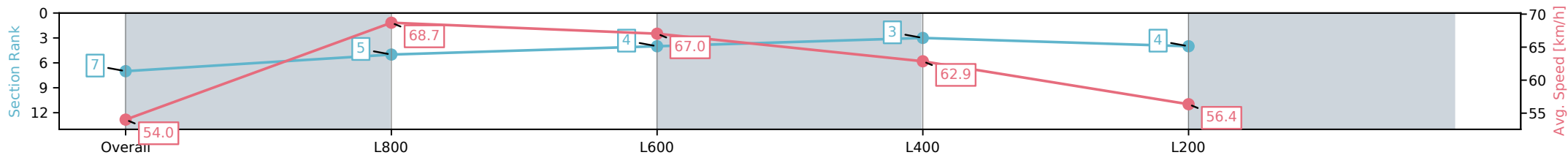
Race 2: Spry and Honner Architectural Builders Maiden Plate - 1000m

21 December 2024 - 1:02PM

Track Rating: Good 4, Weather: Fine, Rail Position: +3m 1200m Chute, True Remainder



Section	Overall	L800	L600	L400	L200
Section Times	0:59.04 [7] (0:13.36)	0:45.68 [5] (0:10.55)	0:35.13 [4] (0:10.88)	0:24.25 [3] (0:11.45)	0:12.80 [4] (0:12.80)
Average Speed [km/h]	54.0	68.7	67.0	62.9	56.4
Top Speed [km/h]	69.5	69.9	68.7	64.9	59.0
Avg. Dist. to Rail [m]	0.9	2.7	3.3	5.1	6.3
Avg. Stride Freq. [Hz]	2.5	2.6	2.6	2.5	2.4
Avg. Stride Length [m]	6.1	7.3	7.2	7.0	6.6



- [] Ranking at each section and finish
- :-:- No data available at this section
- NA No data available

Horse/Jockey Name	ON TIK/Lachlan Neindorf
Finish Rank	8
Fastest Section Time (Section)	0:10.85 (L800)
Top Speed [km/h] (Section)	69.1 (Overall)
Race State	Finished



Thomas Farms RC Murray Bridge SA - Professional

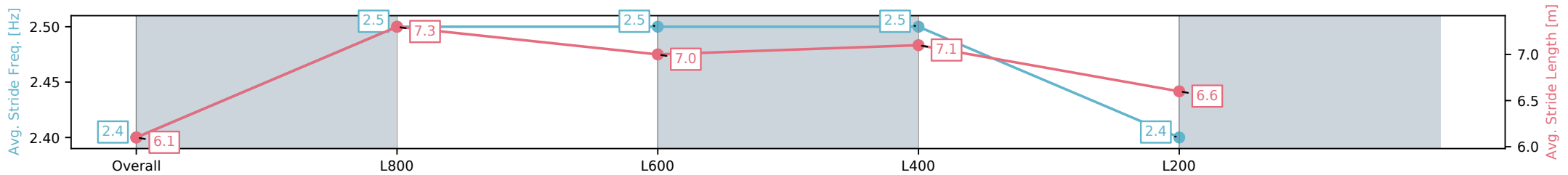
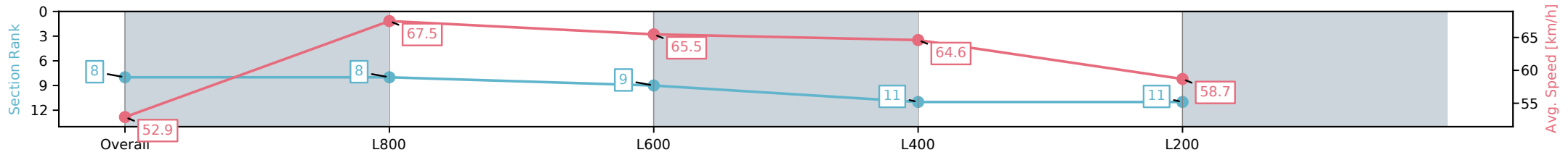
Race 2: Spry and Honner Architectural Builders Maiden Plate - 1000m

21 December 2024 - 1:02PM

Track Rating: Good 4, Weather: Fine, Rail Position: +3m 1200m Chute, True Remainder



Section	Overall	L800	L600	L400	L200
Section Times	0:59.21 [8] (0:13.62)	0:45.59 [8] (0:10.85)	0:34.74 [9] (0:11.34)	0:23.40 [11] (0:11.14)	0:12.26 [11] (0:12.26)
Average Speed [km/h]	52.9	67.5	65.5	64.6	58.7
Top Speed [km/h]	68.6	69.1	66.3	66.2	62.6
Avg. Dist. to Rail [m]	8.2	6.3	7.3	13.3	13.2
Avg. Stride Freq. [Hz]	2.4	2.5	2.5	2.5	2.4
Avg. Stride Length [m]	6.1	7.3	7.0	7.1	6.6



- [] Ranking at each section and finish
- :-:- No data available at this section
- NA No data available

Horse/Jockey Name	OUR CITY ROSE/Margaret Collett
Finish Rank	9
Fastest Section Time (Section)	0:10.80 (L800)
Top Speed [km/h] (Section)	69.0 (Overall)
Race State	Finished



Thomas Farms RC Murray Bridge SA - Professional

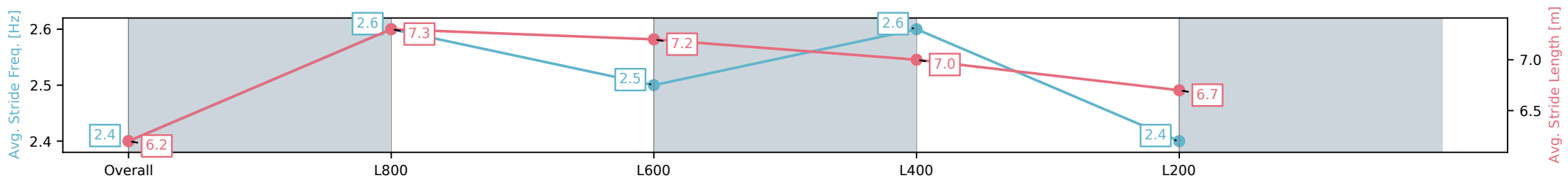
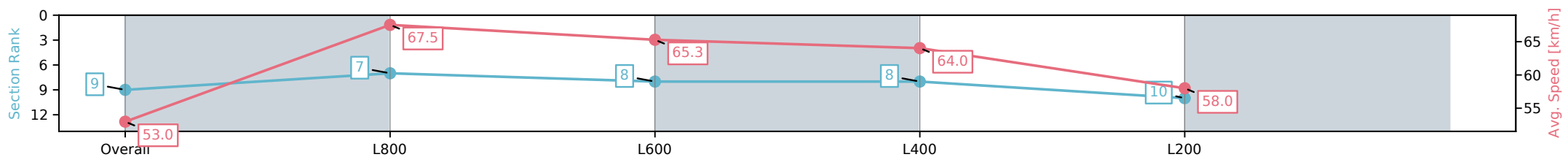
Race 2: Spry and Honner Architectural Builders Maiden Plate - 1000m

21 December 2024 - 1:02PM

Track Rating: Good 4, Weather: Fine, Rail Position: +3m 1200m Chute, True Remainder



Section	Overall	L800	L600	L400	L200
Section Times	0:59.32 [9] (0:13.62)	0:45.70 [7] (0:10.80)	0:34.90 [8] (0:11.25)	0:23.65 [8] (0:11.23)	0:12.42 [10] (0:12.42)
Average Speed [km/h]	53.0	67.5	65.3	64.0	58.0
Top Speed [km/h]	68.8	69.0	65.6	65.6	61.5
Avg. Dist. to Rail [m]	5.2	5.8	4.1	5.2	4.8
Avg. Stride Freq. [Hz]	2.4	2.6	2.5	2.6	2.4
Avg. Stride Length [m]	6.2	7.3	7.2	7.0	6.7



[] Ranking at each section and finish
 -:-:- No data available at this section
 NA No data available

Horse/Jockey Name	ALPHA STREET/Matthew Chadwick
Finish Rank	10
Fastest Section Time (Section)	0:10.75 (L800)
Top Speed [km/h] (Section)	68.5 (Overall)
Race State	Finished



Thomas Farms RC Murray Bridge SA - Professional

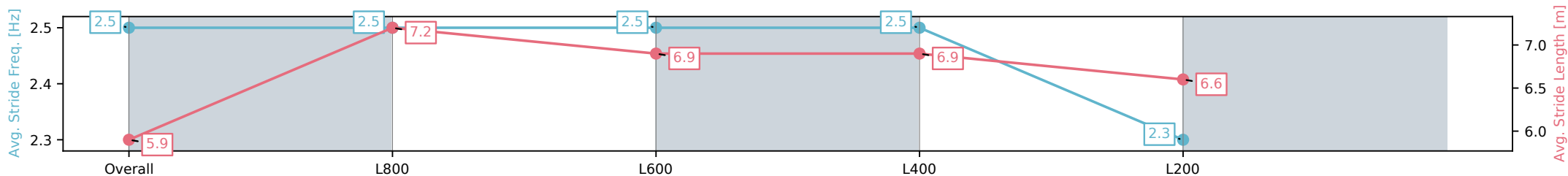
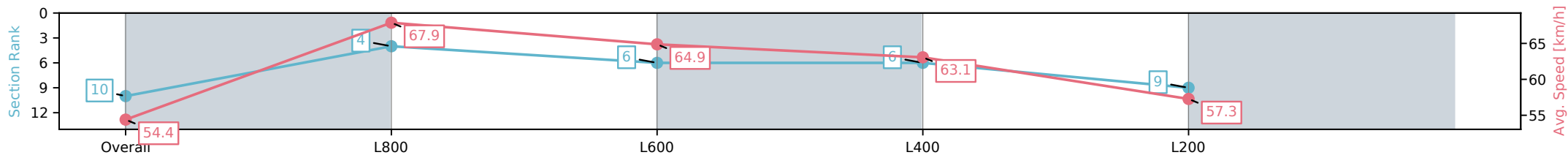
Race 2: Spry and Honner Architectural Builders Maiden Plate - 1000m

21 December 2024 - 1:02PM

Track Rating: Good 4, Weather: Fine, Rail Position: +3m 1200m Chute, True Remainder



Section	Overall	L800	L600	L400	L200
Section Times	0:59.36 [10] (0:13.26)	0:46.10 [4] (0:10.75)	0:35.35 [6] (0:11.33)	0:24.02 [6] (0:11.43)	0:12.59 [9] (0:12.59)
Average Speed [km/h]	54.4	67.9	64.9	63.1	57.3
Top Speed [km/h]	68.2	68.5	65.8	64.2	60.1
Avg. Dist. to Rail [m]	7.3	5.6	4.9	10.1	13.5
Avg. Stride Freq. [Hz]	2.5	2.5	2.5	2.5	2.3
Avg. Stride Length [m]	5.9	7.2	6.9	6.9	6.6



- [] Ranking at each section and finish
- :-:- No data available at this section
- NA No data available

Horse/Jockey Name	BEL HOTESSE/Stacey Metcalfe
Finish Rank	11
Fastest Section Time (Section)	0:10.57 (L800)
Top Speed [km/h] (Section)	70.2 (Overall)
Race State	Finished



Thomas Farms RC Murray Bridge SA - Professional

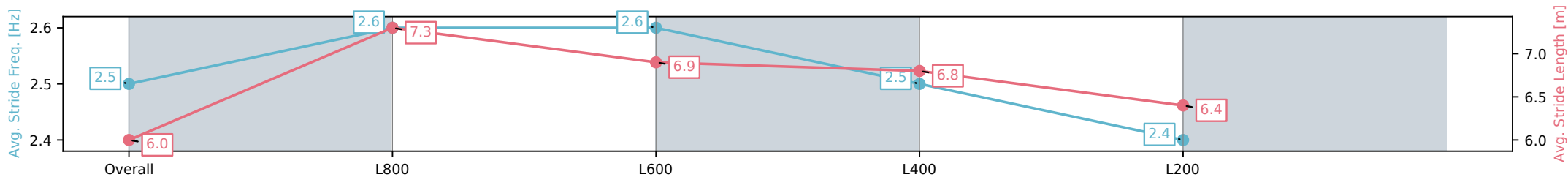
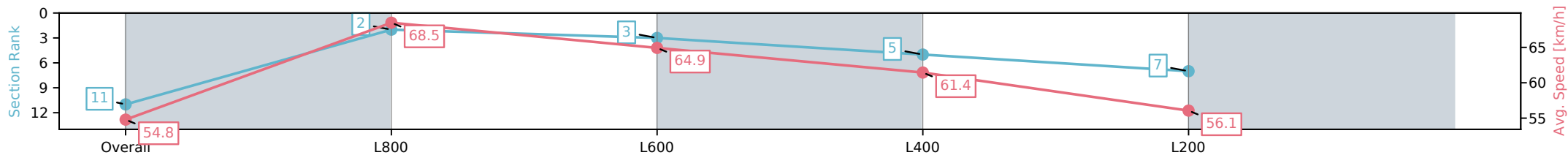
Race 2: Spry and Honner Architectural Builders Maiden Plate - 1000m

21 December 2024 - 1:02PM

Track Rating: Good 4, Weather: Fine, Rail Position: +3m 1200m Chute, True Remainder



Section	Overall	L800	L600	L400	L200
Section Times	0:59.56 [11] (0:13.15)	0:46.41 [2] (0:10.57)	0:35.83 [3] (0:11.27)	0:24.56 [5] (0:11.73)	0:12.83 [7] (0:12.83)
Average Speed [km/h]	54.8	68.5	64.9	61.4	56.1
Top Speed [km/h]	70.2	70.0	66.4	63.9	59.3
Avg. Dist. to Rail [m]	1.7	2.6	4.3	7.9	8.2
Avg. Stride Freq. [Hz]	2.5	2.6	2.6	2.5	2.4
Avg. Stride Length [m]	6.0	7.3	6.9	6.8	6.4



- [] Ranking at each section and finish
- :-:- No data available at this section
- NA No data available