



RACINGSA

Thomas Farms RC Murray Bridge SA
Race 1: Sportsbet Same Race Multi Handicap - 1200m
21 December 2024 - 12:27PM



Murray Bridge
Racing Club

Track Rating: Good 4, Weather: Fine, Rail Position: +3m 1200m Chute, True Remainder

Table with columns: Section, Field Times, Position, #, Horse/Jockey, Barrier, Top Speed [km/h], Fastest Section, First 400m, Overall, L1000, L800, L600, L400, L200, Margin, Distance Travelled From Winner [m]. Rows include horses like GIVE SOME LIP, OAK PARK REBEL, COOL MAGNUM, etc.

Scratched: Messerschmitt (#4), Hallstatt (#8)

- [ ] Position in running at each section and finish
# Saddle cloth number
-:-:- No data available at this section
DNF Did not finish
NA No data available
DNT Did not track
[ ] Background shading for fastest section

Horse/Jockey Name	GIVE SOME LIP/Ben Price
Finish Rank	1
Fastest Section Time (Section)	0:11.06 (L1000)
Top Speed [km/h] (Section)	66.3 (L1000)
Race State	Finished



Thomas Farms RC Murray Bridge SA - Professional

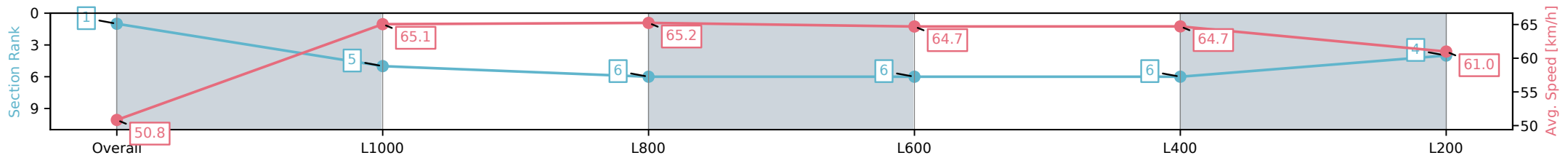
Race 1: Sportsbet Same Race Multi Handicap - 1200m

21 December 2024 - 12:27PM

Track Rating: Good 4, Weather: Fine, Rail Position: +3m 1200m  
Chute, True Remainder



Section	Overall	L1000	L800	L600	L400	L200
Section Times	1:10.60 [1] (0:14.17)	0:56.43 [5] (0:11.06)	0:45.37 [6] (0:11.16)	0:34.21 [6] (0:11.28)	0:22.92 [6] (0:11.13)	0:11.79 [4] (0:11.79)
Average Speed [km/h]	50.8	65.1	65.2	64.7	64.7	61.0
Top Speed [km/h]	64.5	66.0	66.3	66.1	65.9	63.7
Avg. Dist. to Rail [m]	1.6	1.4	4.0	3.2	7.2	7.6
Avg. Stride Freq. [Hz]	2.2	2.3	2.3	2.3	2.4	2.3
Avg. Stride Length [m]	6.6	7.9	8.0	7.9	7.6	7.4



- [ ] Ranking at each section and finish
- :-:- No data available at this section
- NA No data available

Horse/Jockey Name	OAK PARK REBEL/Jason Holder
Finish Rank	2
Fastest Section Time (Section)	0:11.01 (L1000)
Top Speed [km/h] (Section)	66.2 (Overall)
Race State	Finished



### Thomas Farms RC Murray Bridge SA - Professional

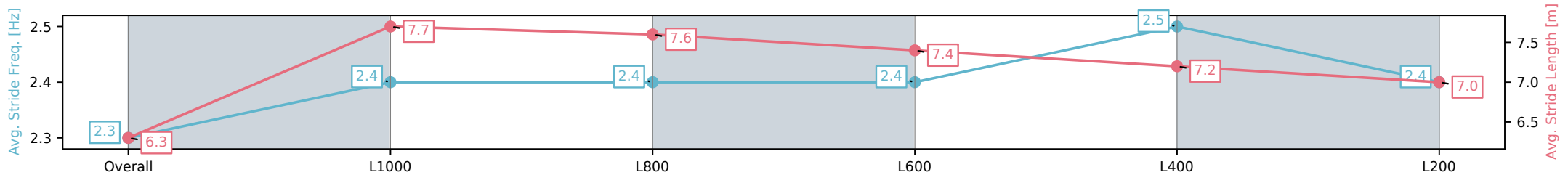

Race 1: Sportsbet Same Race Multi Handicap - 1200m

21 December 2024 - 12:27PM

Track Rating: Good 4, Weather: Fine, Rail Position: +3m 1200m  
Chute, True Remainder



Section	Overall	L1000	L800	L600	L400	L200
Section Times	1:10.66 [2] (0:13.86)	0:56.80 [1] (0:11.01)	0:45.79 [3] (0:11.21)	0:34.58 [3] (0:11.34)	0:23.24 [3] (0:11.24)	0:12.00 [3] (0:12.00)
Average Speed [km/h]	51.9	65.5	64.7	64.6	64.0	60.0
Top Speed [km/h]	65.2	66.2	66.0	66.0	65.8	63.1
Avg. Dist. to Rail [m]	1.1	1.1	3.3	4.3	8.0	6.4
Avg. Stride Freq. [Hz]	2.3	2.4	2.4	2.4	2.5	2.4
Avg. Stride Length [m]	6.3	7.7	7.6	7.4	7.2	7.0



- [ ] Ranking at each section and finish
- :-:- No data available at this section
- NA No data available

Horse/Jockey Name	COOL MAGNUM/Zoe Lloyd
Finish Rank	3
Fastest Section Time (Section)	0:10.92 (L1000)
Top Speed [km/h] (Section)	67.9 (Overall)
Race State	Finished



### Thomas Farms RC Murray Bridge SA - Professional

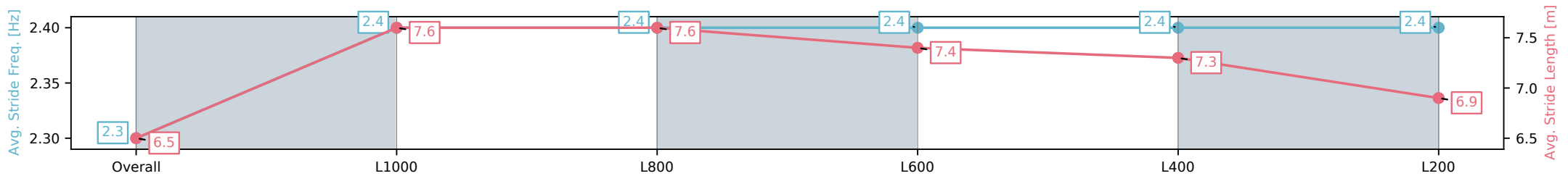

Race 1: Sportsbet Same Race Multi Handicap - 1200m

21 December 2024 - 12:27PM

Track Rating: Good 4, Weather: Fine, Rail Position: +3m 1200m  
Chute, True Remainder



Section	Overall	L1000	L800	L600	L400	L200
Section Times	1:10.76 [3] (0:13.87)	0:56.89 [3] (0:10.92)	0:45.97 [1] (0:11.13)	0:34.84 [2] (0:11.33)	0:23.51 [2] (0:11.32)	0:12.19 [1] (0:12.19)
Average Speed [km/h]	52.0	66.0	65.3	64.3	63.6	59.0
Top Speed [km/h]	65.1	67.9	66.8	65.3	65.9	61.0
Avg. Dist. to Rail [m]	3.5	2.8	3.9	3.1	5.9	5.1
Avg. Stride Freq. [Hz]	2.3	2.4	2.4	2.4	2.4	2.4
Avg. Stride Length [m]	6.5	7.6	7.6	7.4	7.3	6.9



- [ ] Ranking at each section and finish
- :-:- No data available at this section
- NA No data available

Horse/Jockey Name	THE MANSMAN/Lachlan Neindorf
Finish Rank	4
Fastest Section Time (Section)	0:11.00 (L1000)
Top Speed [km/h] (Section)	66.3 (L1000)
Race State	Finished



### Thomas Farms RC Murray Bridge SA - Professional

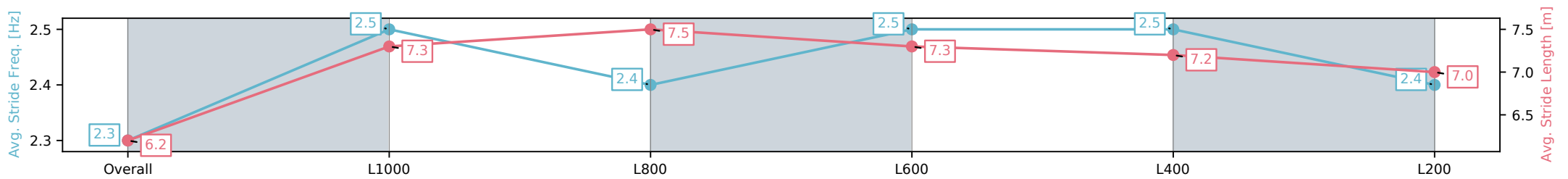
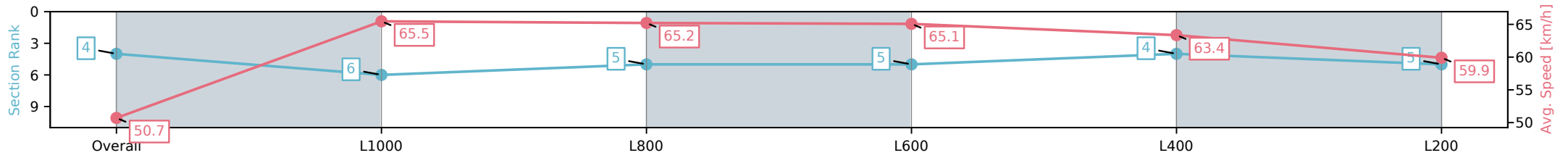
Race 1: Sportsbet Same Race Multi Handicap - 1200m

21 December 2024 - 12:27PM

Track Rating: Good 4, Weather: Fine, Rail Position: +3m 1200m  
Chute, True Remainder



Section	Overall	L1000	L800	L600	L400	L200
Section Times	1:10.86 [4] (0:14.21)	0:56.65 [6] (0:11.00)	0:45.65 [5] (0:11.13)	0:34.52 [5] (0:11.12)	0:23.40 [4] (0:11.38)	0:12.02 [5] (0:12.02)
Average Speed [km/h]	50.7	65.5	65.2	65.1	63.4	59.9
Top Speed [km/h]	65.3	65.9	66.3	65.5	65.4	62.1
Avg. Dist. to Rail [m]	2.1	1.2	3.2	1.4	2.9	5.4
Avg. Stride Freq. [Hz]	2.3	2.5	2.4	2.5	2.5	2.4
Avg. Stride Length [m]	6.2	7.3	7.5	7.3	7.2	7.0



[ ] Ranking at each section and finish  
 -:-:- No data available at this section  
 NA No data available

Horse/Jockey Name	HARD PRINCE/Jake Toeroek
Finish Rank	5
Fastest Section Time (Section)	0:10.94 (L1000)
Top Speed [km/h] (Section)	67.4 (L1000)
Race State	Finished



Thomas Farms RC Murray Bridge SA - Professional

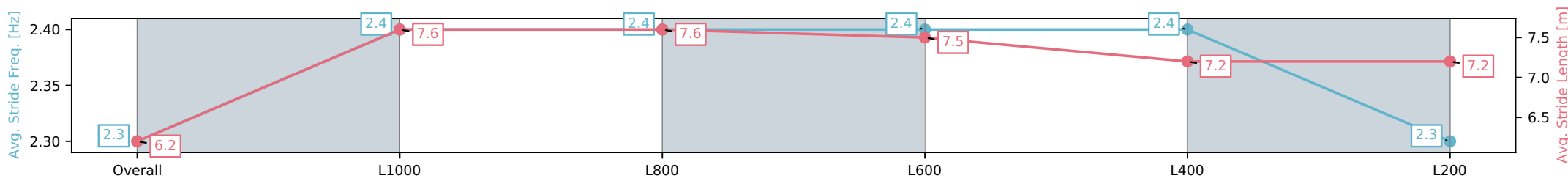
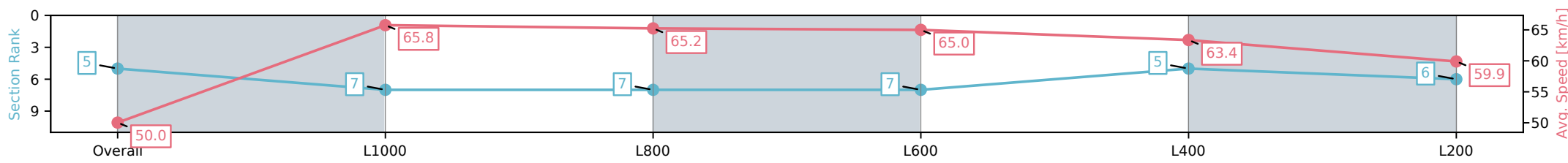
Race 1: Sportsbet Same Race Multi Handicap - 1200m

21 December 2024 - 12:27PM

Track Rating: Good 4, Weather: Fine, Rail Position: +3m 1200m  
Chute, True Remainder



Section	Overall	L1000	L800	L600	L400	L200
Section Times	1:11.00 [5] (0:14.43)	0:56.57 [7] (0:10.94)	0:45.63 [7] (0:11.12)	0:34.51 [7] (0:11.12)	0:23.39 [5] (0:11.37)	0:12.02 [6] (0:12.02)
Average Speed [km/h]	50.0	65.8	65.2	65.0	63.4	59.9
Top Speed [km/h]	65.3	66.6	67.4	66.6	64.8	61.8
Avg. Dist. to Rail [m]	2.6	1.0	2.7	1.6	6.1	7.6
Avg. Stride Freq. [Hz]	2.3	2.4	2.4	2.4	2.4	2.3
Avg. Stride Length [m]	6.2	7.6	7.6	7.5	7.2	7.2



[ ] Ranking at each section and finish  
 -:-:- No data available at this section  
 NA No data available

Horse/Jockey Name	OVERSTRIKE/Matthew Chadwick
Finish Rank	6
Fastest Section Time (Section)	0:10.96 (L1000)
Top Speed [km/h] (Section)	66.2 (L1000)
Race State	Finished



Thomas Farms RC Murray Bridge SA - Professional

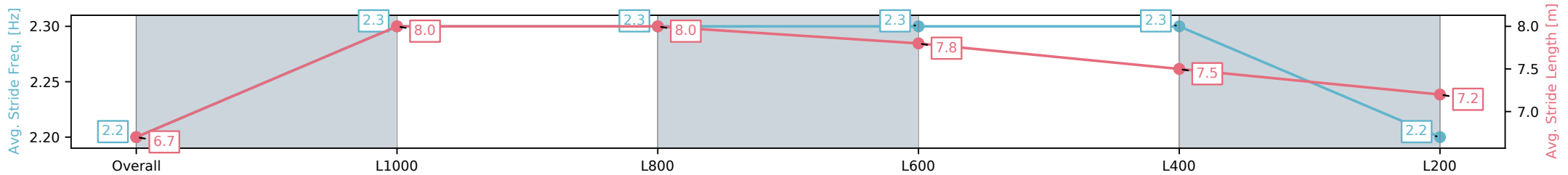
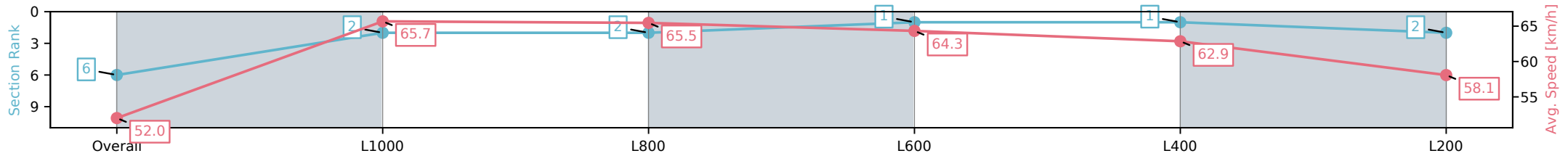
Race 1: Sportsbet Same Race Multi Handicap - 1200m

21 December 2024 - 12:27PM

Track Rating: Good 4, Weather: Fine, Rail Position: +3m 1200m  
Chute, True Remainder



Section	Overall	L1000	L800	L600	L400	L200
Section Times	1:11.03 [6] (0:13.86)	0:57.17 [2] (0:10.96)	0:46.21 [2] (0:11.07)	0:35.14 [1] (0:11.28)	0:23.86 [1] (0:11.47)	0:12.39 [2] (0:12.39)
Average Speed [km/h]	52.0	65.7	65.5	64.3	62.9	58.1
Top Speed [km/h]	65.5	66.1	66.2	65.0	64.4	60.5
Avg. Dist. to Rail [m]	1.2	1.0	2.6	2.1	3.0	3.7
Avg. Stride Freq. [Hz]	2.2	2.3	2.3	2.3	2.3	2.2
Avg. Stride Length [m]	6.7	8.0	8.0	7.8	7.5	7.2



- [ ] Ranking at each section and finish
- :-:- No data available at this section
- NA No data available

Horse/Jockey Name	HE'S MAVERICK/Taylor Johnstone
Finish Rank	7
Fastest Section Time (Section)	0:10.96 (L1000)
Top Speed [km/h] (Section)	66.7 (Overall)
Race State	Finished



Thomas Farms RC Murray Bridge SA - Professional

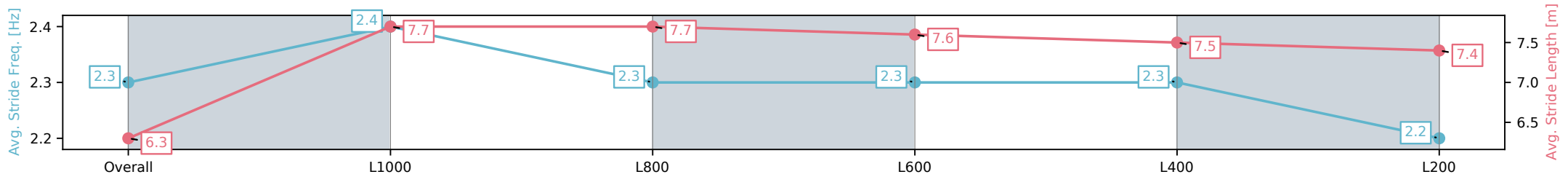
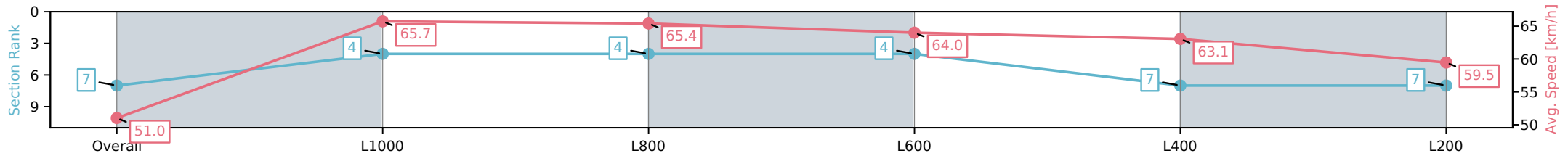
Race 1: Sportsbet Same Race Multi Handicap - 1200m

21 December 2024 - 12:27PM

Track Rating: Good 4, Weather: Fine, Rail Position: +3m 1200m  
Chute, True Remainder



Section	Overall	L1000	L800	L600	L400	L200
Section Times	1:11.26 [7] (0:14.14)	0:57.12 [4] (0:10.96)	0:46.16 [4] (0:11.17)	0:34.99 [4] (0:11.47)	0:23.52 [7] (0:11.40)	0:12.12 [7] (0:12.12)
Average Speed [km/h]	51.0	65.7	65.4	64.0	63.1	59.5
Top Speed [km/h]	64.2	66.7	66.4	64.6	64.8	61.3
Avg. Dist. to Rail [m]	2.6	2.7	5.5	4.3	7.0	7.8
Avg. Stride Freq. [Hz]	2.3	2.4	2.3	2.3	2.3	2.2
Avg. Stride Length [m]	6.3	7.7	7.7	7.6	7.5	7.4



- [ ] Ranking at each section and finish
- :-:- No data available at this section
- NA No data available



Horse/Jockey Name	QUIK RHAPID/Jacob Opperman
Finish Rank	8
Fastest Section Time (Section)	0:11.03 (L1000)
Top Speed [km/h] (Section)	67.0 (L1000)
Race State	Finished



### Thomas Farms RC Murray Bridge SA - Professional

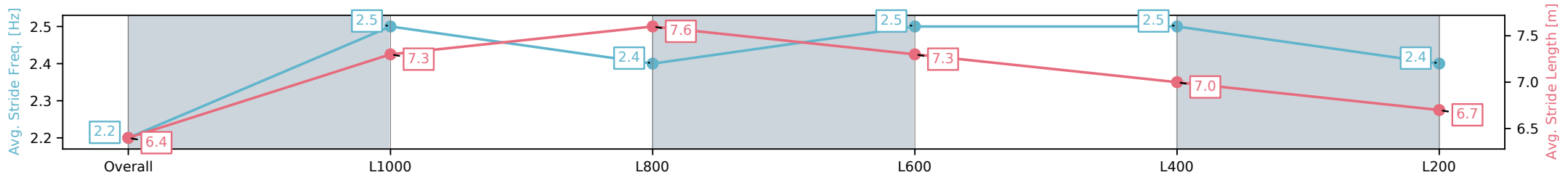
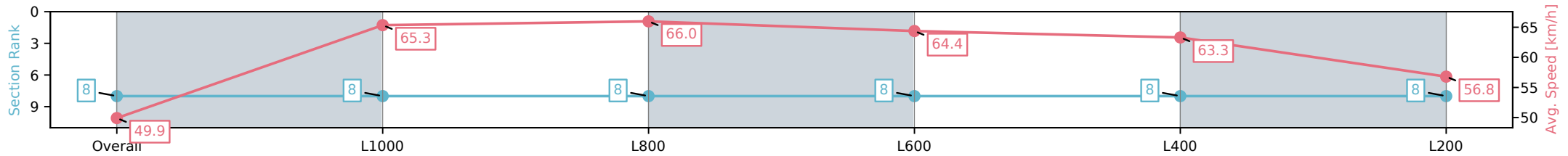
Race 1: Sportsbet Same Race Multi Handicap - 1200m

21 December 2024 - 12:27PM

Track Rating: Good 4, Weather: Fine, Rail Position: +3m 1200m  
Chute, True Remainder



Section	Overall	L1000	L800	L600	L400	L200
Section Times	1:11.98 [8] (0:14.43)	0:57.55 [8] (0:11.03)	0:46.52 [8] (0:11.08)	0:35.44 [8] (0:11.38)	0:24.06 [8] (0:11.37)	0:12.69 [8] (0:12.69)
Average Speed [km/h]	49.9	65.3	66.0	64.4	63.3	56.8
Top Speed [km/h]	64.5	66.6	67.0	65.2	65.2	60.8
Avg. Dist. to Rail [m]	1.1	2.2	5.6	4.2	7.1	8.4
Avg. Stride Freq. [Hz]	2.2	2.5	2.4	2.5	2.5	2.4
Avg. Stride Length [m]	6.4	7.3	7.6	7.3	7.0	6.7



- [ ] Ranking at each section and finish
- :-:- No data available at this section
- NA No data available