



RACINGSA

Thomas Farms RC Murray Bridge SA

Race 7: Orange Pumps & AAP Industries Rating 0 - 56 Handicap - 1600m

13 November 2024 - 4:51PM



Murray Bridge
Racing Club

Track Rating: Good 4, Weather: Fine, Rail Position: +7m 1200m Chute, +10m Remainder

Section Field Times							Overall	L1400	L1200	L1000	L800	L600		
							1:39.62 (0:15.19)	1:24.43 (0:11.02)	1:13.41 (0:11.66)	1:01.75 (0:11.90)	0:49.85 (0:12.15)	0:37.70 (0:12.18)		
Position	#	Horse/Jockey	Barrier	Top Speed [km/h]	Fastest Section	First 400m							Distance Travelled From Winner [m]	
1	8	SUGGESTIVE MISS Caitlin Tootell	5	65.4 1600-1400	0:11.24 1400-1200	0:27.10	1:39.62 (0:15.86)	1:23.76 [8] (0:11.24)	1:12.52 [8] (0:11.86)	1:00.66 [7] (0:11.78)	0:48.88 [7] (0:12.15)	0:36.73 [8] (0:11.95)		
2	15	ARCHDEACON Stacey Metcalfe	15	64.2 1600-1400	0:11.46 1400-1200	0:27.59	1:39.86 (0:16.13)	1:23.73 [10] (0:11.46)	1:12.27 [10] (0:11.92)	1:00.35 [11] (0:11.93)	0:48.42 [11] (0:12.00)	0:36.42 [12] (0:11.93)	+6	
3	11	HAYAI MESU Jessica Eaton	12	70.1 1600-1400	0:10.99 1400-1200	0:26.40	1:39.90 (0:15.41)	1:24.49 [3] (0:10.99)	1:13.50 [2] (0:11.82)	1:01.68 [2] (0:11.85)	0:49.83 [2] (0:11.99)	0:37.84 [2] (0:12.21)	+0	
4	2	ENLIST Anna Jordsjo	10	65.8 1600-1400	0:11.26 1400-1200	0:27.36	1:40.05 (0:16.10)	1:23.95 [9] (0:11.26)	1:12.69 [9] (0:11.88)	1:00.81 [9] (0:11.82)	0:48.99 [9] (0:11.99)	0:37.00 [9] (0:11.96)	+5	
5	14	FANTASTIC HOST Alana Livesey	6	65.4 1600-1400	0:11.31 1400-1200	0:26.80	1:40.11 (0:15.49)	1:24.62 [6] (0:11.31)	1:13.31 [6] (0:11.91)	1:01.40 [6] (0:11.80)	0:49.60 [6] (0:12.11)	0:37.49 [5] (0:11.96)	+6	
6	10	OUR SELECTION Manoel Nunes	13	65.8 1600-1400	0:11.28 1400-1200	0:26.98	1:40.13 (0:15.69)	1:24.44 [7] (0:11.28)	1:13.15 [7] (0:12.00)	1:01.15 [8] (0:11.83)	0:49.32 [8] (0:12.06)	0:37.26 [7] (0:11.91)	+7	
7	5	ALPINE BEAU Emily Finnegan	3	65.6 1600-1400	0:11.19 1400-1200	0:27.77	1:40.36 (0:16.57)	1:23.78 [14] (0:11.19)	1:12.59 [11] (0:11.72)	1:00.87 [10] (0:11.80)	0:49.07 [10] (0:11.90)	0:37.17 [10] (0:11.93)	-1	
8	6	ONE SKY ABOVE US Lachlan Neindorf	2	69.2 1600-1400	0:11.09 1400-1200	0:26.44	1:40.50 (0:15.35)	1:25.15 [2] (0:11.09)	1:14.06 [3] (0:11.79)	1:02.27 [3] (0:12.02)	0:50.25 [3] (0:12.09)	0:38.16 [4] (0:12.20)	+2	
9	4	MYSTERY DEEL Felicity Atkinson	8	67.4 1600-1400	0:11.13 1400-1200	0:26.62	1:40.60 (0:15.49)	1:25.11 [5] (0:11.13)	1:13.98 [4] (0:11.84)	1:02.14 [4] (0:11.94)	0:50.20 [4] (0:11.93)	0:38.27 [3] (0:12.16)	+4	
10	9	THE GREY KING Samuel Payne	14	65.1 1200-1000	0:11.37 1400-1200	0:27.93	1:40.82 (0:16.56)	1:24.26 [13] (0:11.37)	1:12.89 [13] (0:11.84)	1:01.05 [12] (0:11.82)	0:49.23 [12] (0:11.78)	0:37.45 [11] (0:11.82)	+1	

Scratched: Speakeasy (#7), Sirmaze (#17)

- [] Position in running at each section and finish
- #: Saddle cloth number
- :--:-- No data available at this section
- DNF Did not finish
- NA No data available
- DNT Did not track
- █ Background shading for fastest section



RACINGSA

Thomas Farms RC Murray Bridge SA

Race 7: Orange Pumps & AAP Industries Rating 0 - 56 Handicap - 1600m

13 November 2024 - 4:51PM

Track Rating: Good 4, Weather: Fine, Rail Position: +7m 1200m Chute, +10m Remainder



Murray Bridge
Racing Club

Section Field Times							Overall	L1400	L1200	L1000	L800	L600		
							1:39.62 (0:15.19)	1:24.43 (0:11.02)	1:13.41 (0:11.66)	1:01.75 (0:11.90)	0:49.85 (0:12.15)	0:37.70 (0:12.18)		
Position	#	Horse/Jockey	Barrier	Top Speed [km/h]	Fastest Section	First 400m								Distance Travelled From Winner [m]
11	3	FOREVER WAITING Kayla Crowther	9	64.0 800-600	0:11.64 1400-1200	0:27.98	1:40.85 (0:16.34)	1:24.51 [11] (0:11.64)	1:12.87 [14] (0:11.95)	1:00.92 [14] (0:12.25)	0:48.67 [15] (0:11.89)	0:36.78 [15] (0:11.66)		+8
12	13	PIWHANE Ben Price	11	68.2 1600-1400	0:11.02 1400-1200	0:26.20	1:41.28 (0:15.18)	1:26.10 [1] (0:11.02)	1:15.08 [1] (0:11.66)	1:03.42 [1] (0:11.90)	0:51.52 [1] (0:12.15)	0:39.37 [1] (0:12.18)		+0
13	1	DOCTOR ROBERT Jacob Opperman	7	65.5 1600-1400	0:11.35 1400-1200	0:27.90	1:41.30 (0:16.55)	1:24.75 [12] (0:11.35)	1:13.40 [12] (0:11.95)	1:01.45 [13] (0:11.97)	0:49.48 [13] (0:11.95)	0:37.53 [13] (0:12.09)		+2
14	16	LOVE FROM LUCY Alan Lai	1	65.2 1600-1400	0:11.27 1400-1200	0:26.73	1:41.39 (0:15.46)	1:25.93 [4] (0:11.27)	1:14.66 [5] (0:11.83)	1:02.83 [5] (0:11.93)	0:50.90 [5] (0:12.35)	0:38.55 [6] (0:12.26)		+1
15	12	RUE BUNGAN Dom Tourneur	4	64.6 1600-1400	0:11.34 1400-1200	0:28.08	1:41.60 (0:16.74)	1:24.86 [15] (0:11.34)	1:13.52 [15] (0:11.88)	1:01.64 [15] (0:12.03)	0:49.61 [14] (0:12.04)	0:37.57 [14] (0:11.83)		+3

Scratched: Speakeasy (#7), Sirmaze (#17)

- [] Position in running at each section and finish
- #: Saddle cloth number
- :--:-- No data available at this section
- DNF Did not finish
- NA No data available
- DNT Did not track
- █ Background shading for fastest section



RACINGSA

Thomas Farms RC Murray Bridge SA

Race 7: Orange Pumps & AAP Industries Rating 0 - 56 Handicap - 1600m

13 November 2024 - 4:51PM

Track Rating: Good 4, Weather: Fine, Rail Position: +7m 1200m Chute, +10m Remainder



Murray Bridge
Racing Club

Section

Field Times

L400

0:25.52

(0:12.68)

L200

0:12.85

(0:12.85)

Position	#	Horse/Jockey	Barrier	Top Speed [km/h]	Fastest Section	First 400m	L400 / L200		Margin	Distance Travelled From Winner [m]
1	8	SUGGESTIVE MISS Caitlin Tootell	5	65.4 1600-1400	0:11.24 1400-1200	0:27.10	0:24.78 [7] (0:12.07)	0:12.71 [3] (0:12.71)	1:39.62	
2	15	ARCHDEACON Stacey Metcalfe	15	64.2 1600-1400	0:11.46 1400-1200	0:27.59	0:24.49 [12] (0:11.86)	0:12.63 [9] (0:12.63)	1.53L	+6
3	11	HAYAI MESU Jessica Eaton	12	70.1 1600-1400	0:10.99 1400-1200	0:26.40	0:25.63 [2] (0:12.53)	0:13.10 [2] (0:13.10)	1.75L	+0
4	2	ENLIST Anna Jordsjo	10	65.8 1600-1400	0:11.26 1400-1200	0:27.36	0:25.04 [8] (0:12.14)	0:12.90 [7] (0:12.90)	2.71L	+5
5	14	FANTASTIC HOST Alana Livesey	6	65.4 1600-1400	0:11.31 1400-1200	0:26.80	0:25.53 [5] (0:12.19)	0:13.34 [1] (0:13.34)	3.08L	+6
6	10	OUR SELECTION Manoel Nunes	13	65.8 1600-1400	0:11.28 1400-1200	0:26.98	0:25.35 [6] (0:12.26)	0:13.09 [5] (0:13.09)	3.24L	+7
7	5	ALPINE BEAU Emily Finnegan	3	65.6 1600-1400	0:11.19 1400-1200	0:27.77	0:25.24 [10] (0:12.15)	0:13.09 [10] (0:13.09)	4.68L	-1
8	6	ONE SKY ABOVE US Lachlan Neindorf	2	69.2 1600-1400	0:11.09 1400-1200	0:26.44	0:25.96 [4] (0:12.62)	0:13.34 [8] (0:13.34)	5.59L	+2
9	4	MYSTERY DEEL Felicity Atkinson	8	67.4 1600-1400	0:11.13 1400-1200	0:26.62	0:26.11 [3] (0:12.62)	0:13.49 [6] (0:13.49)	6.2L	+4
10	9	THE GREY KING Samuel Payne	14	65.1 1200-1000	0:11.37 1400-1200	0:27.93	0:25.63 [11] (0:12.34)	0:13.29 [11] (0:13.28)	7.63L	+1

Scratched: Speakeasy (#7), Sirmaze (#17)

- [] Position in running at each section and finish
- :-- No data available at this section
- NA No data available
- █ Background shading for fastest section
- # Saddle cloth number
- DNF Did not finish
- DNT Did not track



RACINGSA

Thomas Farms RC Murray Bridge SA

Race 7: Orange Pumps & AAP Industries Rating 0 - 56 Handicap - 1600m

13 November 2024 - 4:51PM

Track Rating: Good 4, Weather: Fine, Rail Position: +7m 1200m Chute, +10m Remainder



Murray Bridge
Racing Club

Section

Field Times

L400

0:25.52

(0:12.68)

L200

0:12.85

(0:12.85)

Position	#	Horse/Jockey	Barrier	Top Speed [km/h]	Fastest Section	First 400m			Margin					Distance Travelled From Winner [m]
11	3	FOREVER WAITING	9	64.0	0:11.64	0:27.98	0:25.12 [13]	0:13.06 [13]	7.78L					+8
		Kayla Crowther		800-600	1400-1200		(0:12.06)	(0:13.06)						
12	13	PIWHANE	11	68.2	0:11.02	0:26.20	0:27.19 [1]	0:14.30 [4]	10.54L					+0
		Ben Price		1600-1400	1400-1200		(0:12.89)	(0:14.30)						
13	1	DOCTOR ROBERT	7	65.5	0:11.35	0:27.90	0:25.44 [15]	0:13.26 [14]	10.65L					+2
		Jacob Opperman		1600-1400	1400-1200		(0:12.18)	(0:13.26)						
14	16	LOVE FROM LUCY	1	65.2	0:11.27	0:26.73	0:26.29 [9]	0:13.71 [12]	11.19L					+1
		Alan Lai		1600-1400	1400-1200		(0:12.57)	(0:13.71)						
15	12	RUE BUNGAN	4	64.6	0:11.34	0:28.08	0:25.74 [14]	0:13.53 [15]	12.53L					+3
		Dom Tourneur		1600-1400	1400-1200		(0:12.21)	(0:13.53)						

Scratched: Speakeasy (#7), Sirmaze (#17)

- [] Position in running at each section and finish
- #: Saddle cloth number
- :--:-- No data available at this section
- DNF Did not finish
- NA No data available
- DNT Did not track
- █ Background shading for fastest section

Horse/Jockey Name	SUGGESTIVE MISS/Caitlin Tootell
Finish Rank	1
Fastest Section Time (Section)	0:11.24 (L1400)
Top Speed [km/h] (Section)	65.4 (Overall)
Race State	Finished



Thomas Farms RC Murray Bridge SA - Professional

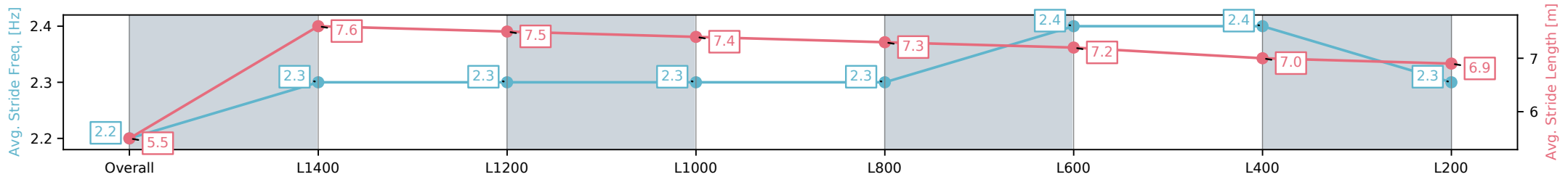
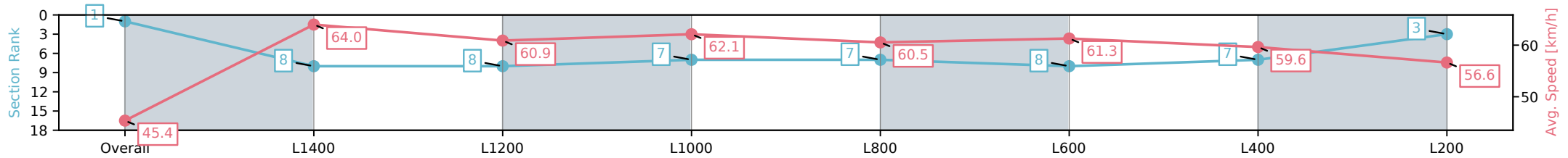
Race 7: Orange Pumps & AAP Industries Rating 0 - 56
Handicap - 1600m

13 November 2024 - 4:51PM

Track Rating: Good 4, Weather: Fine, Rail Position: +7m 1200m
Chute, +10m Remainder



Section	Overall	L1400	L1200	L1000	L800	L600	L400	L200
Section Times	1:39.62 [1] (0:15.86)	1:23.76 [8] (0:11.24)	1:12.52 [8] (0:11.86)	1:00.66 [7] (0:11.78)	0:48.88 [7] (0:12.15)	0:36.73 [8] (0:11.95)	0:24.78 [7] (0:12.07)	0:12.71 [3] (0:12.71)
Average Speed [km/h]	45.4	64.0	60.9	62.1	60.5	61.3	59.6	56.6
Top Speed [km/h]	64.9	65.4	62.7	63.5	63.4	63.7	61.7	58.7
Avg. Dist. to Rail [m]	7.1	1.0	1.3	3.3	4.3	3.9	6.9	8.7
Avg. Stride Freq. [Hz]	2.2	2.3	2.3	2.3	2.3	2.4	2.4	2.3
Avg. Stride Length [m]	5.5	7.6	7.5	7.4	7.3	7.2	7.0	6.9



- [] Ranking at each section and finish
- :-:- No data available at this section
- NA No data available

Horse/Jockey Name	ARCHDEACON/Stacey Metcalfe
Finish Rank	2
Fastest Section Time (Section)	0:11.46 (L1400)
Top Speed [km/h] (Section)	64.2 (Overall)
Race State	Finished



Thomas Farms RC Murray Bridge SA - Professional

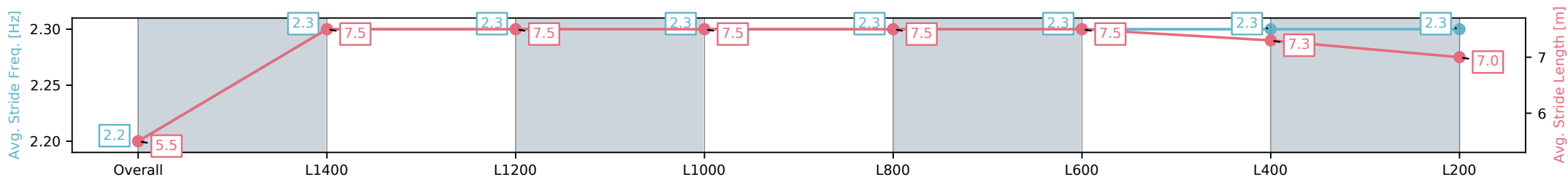
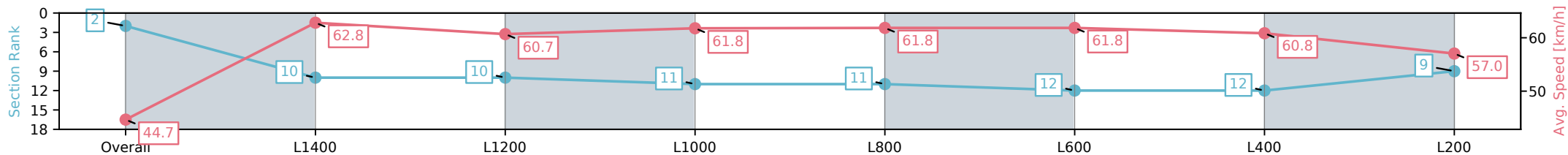
Race 7: Orange Pumps & AAP Industries Rating 0 - 56
Handicap - 1600m

13 November 2024 - 4:51PM

Track Rating: Good 4, Weather: Fine, Rail Position: +7m 1200m
Chute, +10m Remainder



Section	Overall	L1400	L1200	L1000	L800	L600	L400	L200
Section Times	1:39.86 [2] (0:16.13)	1:23.73 [10] (0:11.46)	1:12.27 [10] (0:11.92)	1:00.35 [11] (0:11.93)	0:48.42 [11] (0:12.00)	0:36.42 [12] (0:11.93)	0:24.49 [12] (0:11.86)	0:12.63 [9] (0:12.63)
Average Speed [km/h]	44.7	62.8	60.7	61.8	61.8	61.8	60.8	57.0
Top Speed [km/h]	64.2	64.2	62.5	63.6	63.9	63.0	62.0	59.4
Avg. Dist. to Rail [m]	12.4	2.8	2.7	4.8	6.0	6.4	12.2	14.5
Avg. Stride Freq. [Hz]	2.2	2.3	2.3	2.3	2.3	2.3	2.3	2.3
Avg. Stride Length [m]	5.5	7.5	7.5	7.5	7.5	7.5	7.3	7.0



- [] Ranking at each section and finish
- :-:- No data available at this section
- NA No data available

Horse/Jockey Name	HAYAI MESU/Jessica Eaton
Finish Rank	3
Fastest Section Time (Section)	0:10.99 (L1400)
Top Speed [km/h] (Section)	70.1 (Overall)
Race State	Finished



Thomas Farms RC Murray Bridge SA - Professional

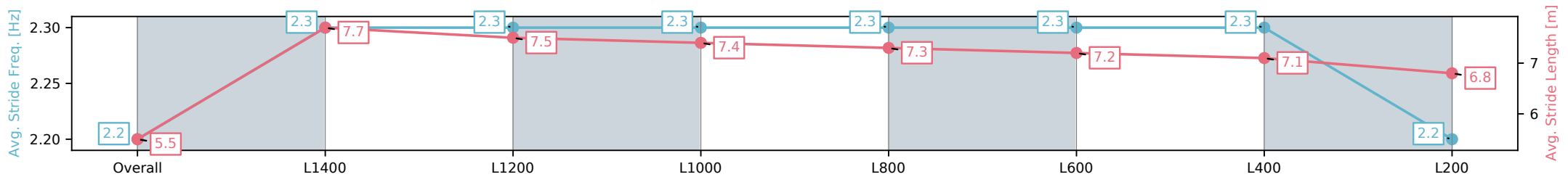
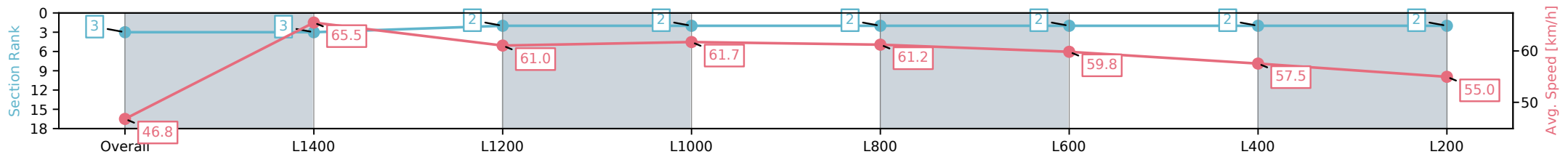
Race 7: Orange Pumps & AAP Industries Rating 0 - 56
Handicap - 1600m

13 November 2024 - 4:51PM

Track Rating: Good 4, Weather: Fine, Rail Position: +7m 1200m
Chute, +10m Remainder



Section	Overall	L1400	L1200	L1000	L800	L600	L400	L200
Section Times	1:39.90 [3] (0:15.41)	1:24.49 [3] (0:10.99)	1:13.50 [2] (0:11.82)	1:01.68 [2] (0:11.85)	0:49.83 [2] (0:11.99)	0:37.84 [2] (0:12.21)	0:25.63 [2] (0:12.53)	0:13.10 [2] (0:13.10)
Average Speed [km/h]	46.8	65.5	61.0	61.7	61.2	59.8	57.5	55.0
Top Speed [km/h]	70.1	69.1	63.3	62.9	62.2	60.8	59.2	56.2
Avg. Dist. to Rail [m]	9.5	2.1	1.9	3.0	4.0	3.8	5.1	5.8
Avg. Stride Freq. [Hz]	2.2	2.3	2.3	2.3	2.3	2.3	2.3	2.2
Avg. Stride Length [m]	5.5	7.7	7.5	7.4	7.3	7.2	7.1	6.8



- [] Ranking at each section and finish
- :-:- No data available at this section
- NA No data available

Horse/Jockey Name	ENLIST/Anna Jordsjo
Finish Rank	4
Fastest Section Time (Section)	0:11.26 (L1400)
Top Speed [km/h] (Section)	65.8 (Overall)
Race State	Finished



Thomas Farms RC Murray Bridge SA - Professional

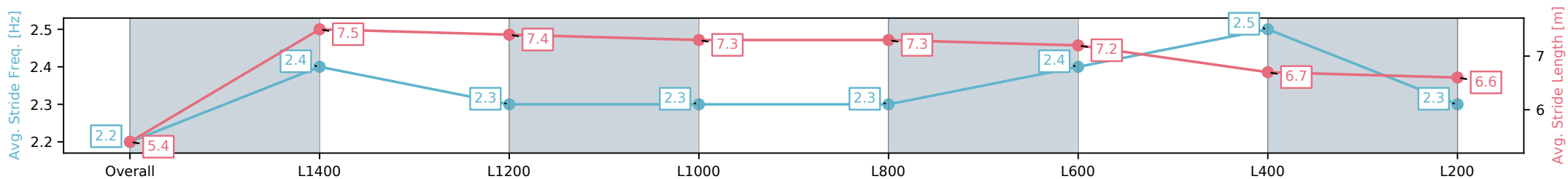
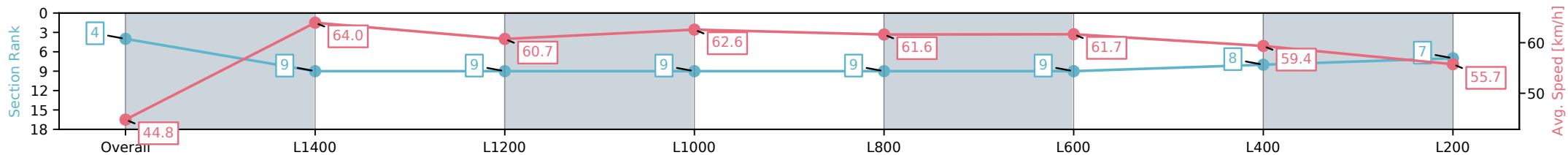
Race 7: Orange Pumps & AAP Industries Rating 0 - 56
Handicap - 1600m

13 November 2024 - 4:51PM

Track Rating: Good 4, Weather: Fine, Rail Position: +7m 1200m
Chute, +10m Remainder



Section	Overall	L1400	L1200	L1000	L800	L600	L400	L200
Section Times	1:40.05 [4] (0:16.10)	1:23.95 [9] (0:11.26)	1:12.69 [9] (0:11.88)	1:00.81 [9] (0:11.82)	0:48.99 [9] (0:11.99)	0:37.00 [9] (0:11.96)	0:25.04 [8] (0:12.14)	0:12.90 [7] (0:12.90)
Average Speed [km/h]	44.8	64.0	60.7	62.6	61.6	61.7	59.4	55.7
Top Speed [km/h]	64.3	65.8	63.3	64.6	63.7	63.2	61.7	58.3
Avg. Dist. to Rail [m]	10.0	2.6	2.9	5.0	5.4	5.9	9.9	11.5
Avg. Stride Freq. [Hz]	2.2	2.4	2.3	2.3	2.3	2.4	2.5	2.3
Avg. Stride Length [m]	5.4	7.5	7.4	7.3	7.3	7.2	6.7	6.6



- [] Ranking at each section and finish
- :-:- No data available at this section
- NA No data available

Horse/Jockey Name	FANTASTIC HOST/Alana Livesey
Finish Rank	5
Fastest Section Time (Section)	0:11.31 (L1400)
Top Speed [km/h] (Section)	65.4 (Overall)
Race State	Finished



Thomas Farms RC Murray Bridge SA - Professional

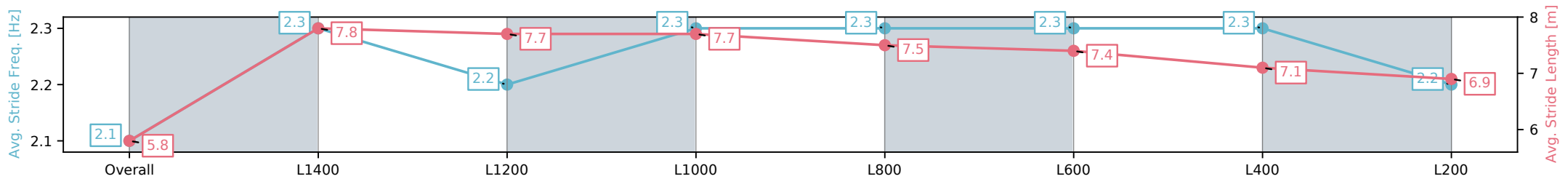
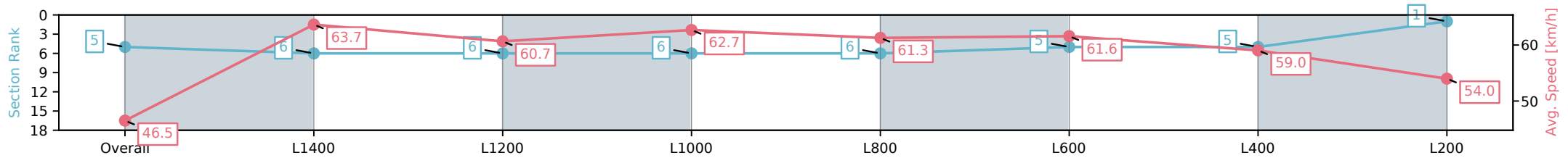
Race 7: Orange Pumps & AAP Industries Rating 0 - 56
Handicap - 1600m

13 November 2024 - 4:51PM

Track Rating: Good 4, Weather: Fine, Rail Position: +7m 1200m
Chute, +10m Remainder



Section	Overall	L1400	L1200	L1000	L800	L600	L400	L200
Section Times	1:40.11 [5] (0:15.49)	1:24.62 [6] (0:11.31)	1:13.31 [6] (0:11.91)	1:01.40 [6] (0:11.80)	0:49.60 [6] (0:12.11)	0:37.49 [5] (0:11.96)	0:25.53 [5] (0:12.19)	0:13.34 [1] (0:13.34)
Average Speed [km/h]	46.5	63.7	60.7	62.7	61.3	61.6	59.0	54.0
Top Speed [km/h]	65.4	64.9	62.5	63.5	62.4	62.2	61.8	57.0
Avg. Dist. to Rail [m]	7.8	1.8	2.3	5.5	5.7	5.8	7.5	8.3
Avg. Stride Freq. [Hz]	2.1	2.3	2.2	2.3	2.3	2.3	2.3	2.2
Avg. Stride Length [m]	5.8	7.8	7.7	7.7	7.5	7.4	7.1	6.9



[] Ranking at each section and finish
 -:-:- No data available at this section
 NA No data available

Horse/Jockey Name	OUR SELECTION/Manoel Nunes
Finish Rank	6
Fastest Section Time (Section)	0:11.28 (L1400)
Top Speed [km/h] (Section)	65.8 (Overall)
Race State	Finished



Thomas Farms RC Murray Bridge SA - Professional

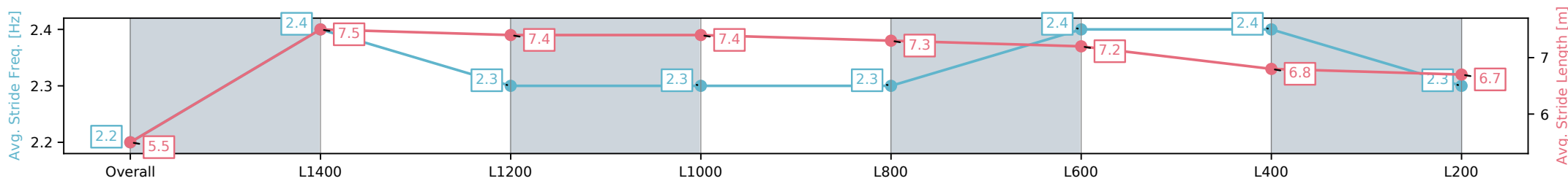
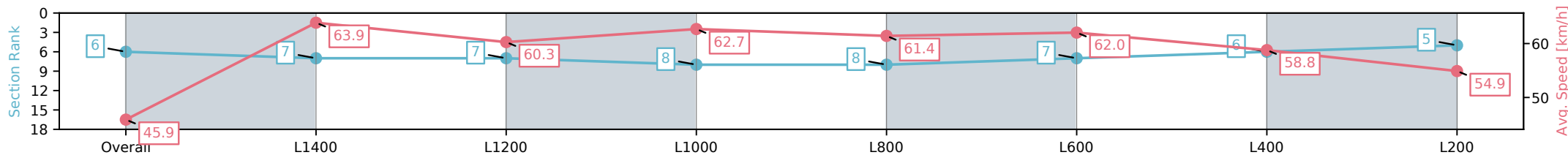
Race 7: Orange Pumps & AAP Industries Rating 0 - 56
Handicap - 1600m

13 November 2024 - 4:51PM

Track Rating: Good 4, Weather: Fine, Rail Position: +7m 1200m
Chute, +10m Remainder



Section	Overall	L1400	L1200	L1000	L800	L600	L400	L200
Section Times	1:40.13 [6] (0:15.69)	1:24.44 [7] (0:11.28)	1:13.15 [7] (0:12.00)	1:01.15 [8] (0:11.83)	0:49.32 [8] (0:12.06)	0:37.26 [7] (0:11.91)	0:25.35 [6] (0:12.26)	0:13.09 [5] (0:13.09)
Average Speed [km/h]	45.9	63.9	60.3	62.7	61.4	62.0	58.8	54.9
Top Speed [km/h]	65.8	65.2	62.5	63.6	62.3	63.1	61.4	56.5
Avg. Dist. to Rail [m]	11.7	2.9	2.9	5.9	5.8	6.4	9.5	10.3
Avg. Stride Freq. [Hz]	2.2	2.4	2.3	2.3	2.3	2.4	2.4	2.3
Avg. Stride Length [m]	5.5	7.5	7.4	7.4	7.3	7.2	6.8	6.7



[] Ranking at each section and finish
 -:-:- No data available at this section
 NA No data available

Horse/Jockey Name	ALPINE BEAU/Emily Finnegan
Finish Rank	7
Fastest Section Time (Section)	0:11.19 (L1400)
Top Speed [km/h] (Section)	65.6 (Overall)
Race State	Finished



Thomas Farms RC Murray Bridge SA - Professional

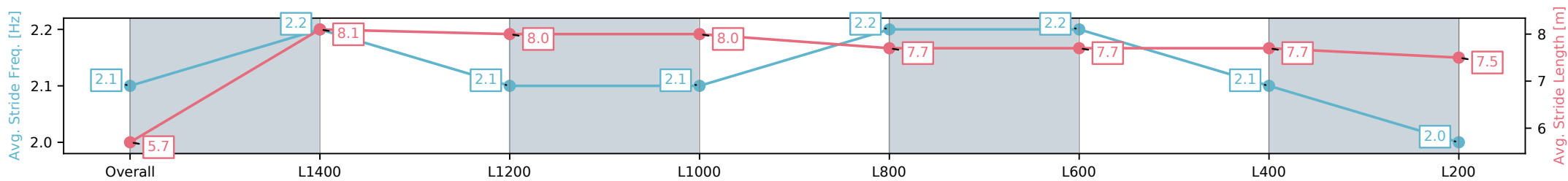
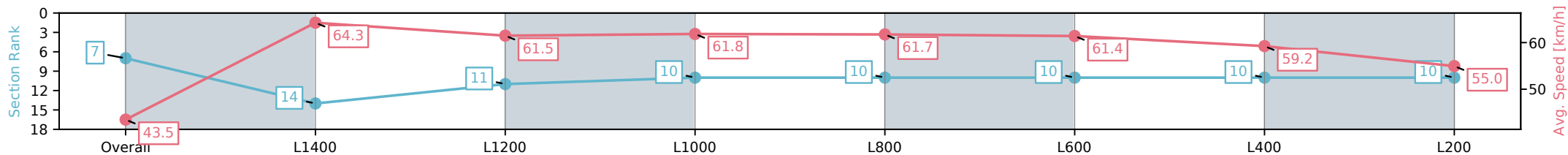
Race 7: Orange Pumps & AAP Industries Rating 0 - 56
Handicap - 1600m

13 November 2024 - 4:51PM

Track Rating: Good 4, Weather: Fine, Rail Position: +7m 1200m
Chute, +10m Remainder



Section	Overall	L1400	L1200	L1000	L800	L600	L400	L200
Section Times	1:40.36 [7] (0:16.57)	1:23.78 [14] (0:11.19)	1:12.59 [11] (0:11.72)	1:00.87 [10] (0:11.80)	0:49.07 [10] (0:11.90)	0:37.17 [10] (0:11.93)	0:25.24 [10] (0:12.15)	0:13.09 [10] (0:13.09)
Average Speed [km/h]	43.5	64.3	61.5	61.8	61.7	61.4	59.2	55.0
Top Speed [km/h]	65.6	65.6	63.3	63.1	62.7	62.9	61.6	56.8
Avg. Dist. to Rail [m]	7.0	0.8	0.8	2.7	4.0	4.3	8.7	8.6
Avg. Stride Freq. [Hz]	2.1	2.2	2.1	2.1	2.2	2.2	2.1	2.0
Avg. Stride Length [m]	5.7	8.1	8.0	8.0	7.7	7.7	7.7	7.5



- [] Ranking at each section and finish
- :-:- No data available at this section
- NA No data available

Horse/Jockey Name	ONE SKY ABOVE US/Lachlan Neindorf
Finish Rank	8
Fastest Section Time (Section)	0:11.09 (L1400)
Top Speed [km/h] (Section)	69.2 (Overall)
Race State	Finished



Thomas Farms RC Murray Bridge SA - Professional

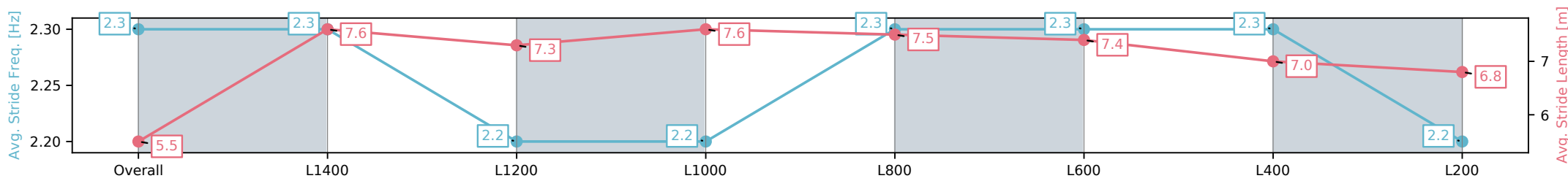
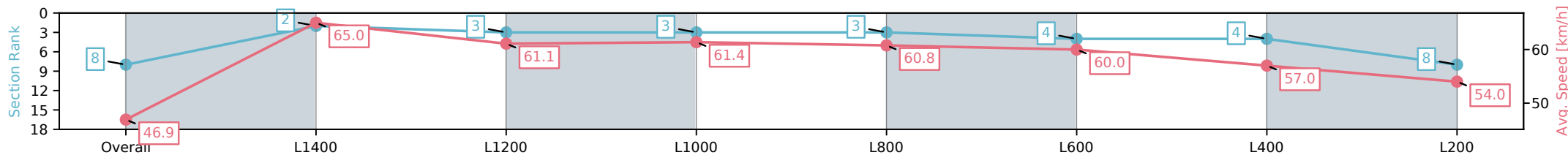
Race 7: Orange Pumps & AAP Industries Rating 0 - 56
Handicap - 1600m

13 November 2024 - 4:51PM

Track Rating: Good 4, Weather: Fine, Rail Position: +7m 1200m
Chute, +10m Remainder



Section	Overall	L1400	L1200	L1000	L800	L600	L400	L200
Section Times	1:40.50 [8] (0:15.35)	1:25.15 [2] (0:11.09)	1:14.06 [3] (0:11.79)	1:02.27 [3] (0:12.02)	0:50.25 [3] (0:12.09)	0:38.16 [4] (0:12.20)	0:25.96 [4] (0:12.62)	0:13.34 [8] (0:13.34)
Average Speed [km/h]	46.9	65.0	61.1	61.4	60.8	60.0	57.0	54.0
Top Speed [km/h]	66.2	69.2	62.7	61.9	61.4	60.8	59.7	55.2
Avg. Dist. to Rail [m]	5.7	0.8	1.5	4.4	4.4	3.5	3.6	5.4
Avg. Stride Freq. [Hz]	2.3	2.3	2.2	2.2	2.3	2.3	2.3	2.2
Avg. Stride Length [m]	5.5	7.6	7.3	7.6	7.5	7.4	7.0	6.8



[] Ranking at each section and finish
 -:-:- No data available at this section
 NA No data available

Horse/Jockey Name	MYSTERY DEEL/Felicity Atkinson
Finish Rank	9
Fastest Section Time (Section)	0:11.13 (L1400)
Top Speed [km/h] (Section)	67.4 (Overall)
Race State	Finished



Thomas Farms RC Murray Bridge SA - Professional

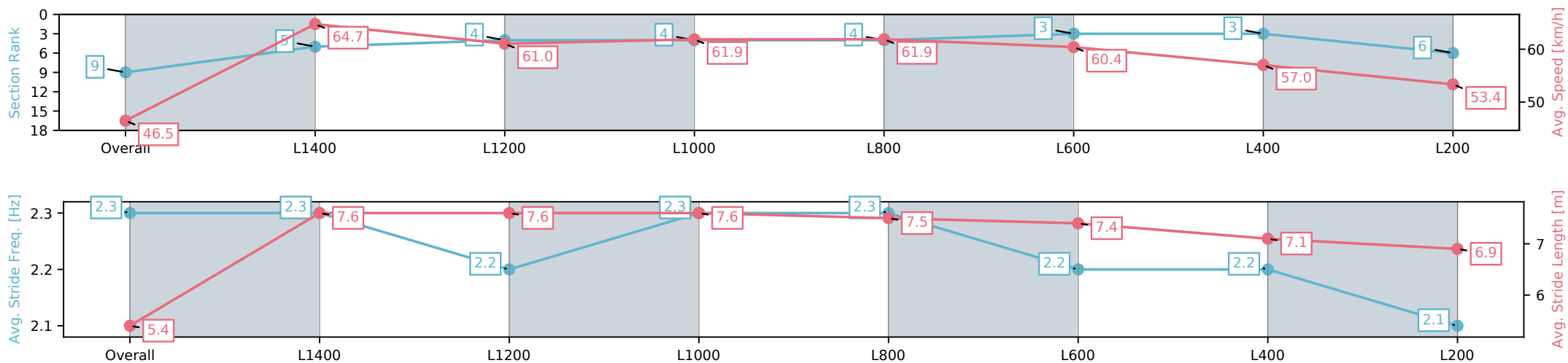
Race 7: Orange Pumps & AAP Industries Rating 0 - 56
Handicap - 1600m

13 November 2024 - 4:51PM

Track Rating: Good 4, Weather: Fine, Rail Position: +7m 1200m
Chute, +10m Remainder



Section	Overall	L1400	L1200	L1000	L800	L600	L400	L200
Section Times	1:40.60 [9] (0:15.49)	1:25.11 [5] (0:11.13)	1:13.98 [4] (0:11.84)	1:02.14 [4] (0:11.94)	0:50.20 [4] (0:11.93)	0:38.27 [3] (0:12.16)	0:26.11 [3] (0:12.62)	0:13.49 [6] (0:13.49)
Average Speed [km/h]	46.5	64.7	61.0	61.9	61.9	60.4	57.0	53.4
Top Speed [km/h]	67.2	67.4	62.4	62.9	62.6	62.0	59.8	54.6
Avg. Dist. to Rail [m]	9.6	3.4	3.6	4.8	5.3	4.7	6.2	7.0
Avg. Stride Freq. [Hz]	2.3	2.3	2.2	2.3	2.3	2.2	2.2	2.1
Avg. Stride Length [m]	5.4	7.6	7.6	7.6	7.5	7.4	7.1	6.9



[] Ranking at each section and finish
 -:-:- No data available at this section
 NA No data available

Horse/Jockey Name	THE GREY KING/Samuel Payne
Finish Rank	10
Fastest Section Time (Section)	0:11.37 (L1400)
Top Speed [km/h] (Section)	65.1 (L1200)
Race State	Finished



Thomas Farms RC Murray Bridge SA - Professional

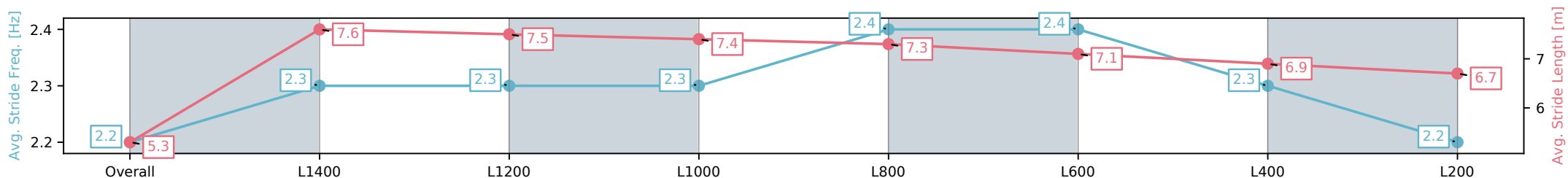
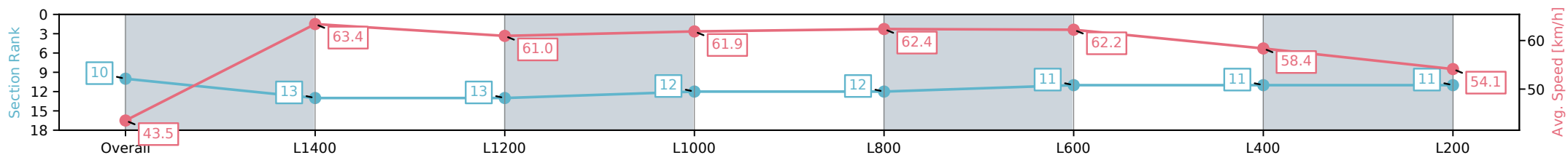
Race 7: Orange Pumps & AAP Industries Rating 0 - 56
Handicap - 1600m

13 November 2024 - 4:51PM

Track Rating: Good 4, Weather: Fine, Rail Position: +7m 1200m
Chute, +10m Remainder



Section	Overall	L1400	L1200	L1000	L800	L600	L400	L200
Section Times	1:40.82 [10] (0:16.56)	1:24.26 [13] (0:11.37)	1:12.89 [13] (0:11.84)	1:01.05 [12] (0:11.82)	0:49.23 [12] (0:11.78)	0:37.45 [11] (0:11.82)	0:25.63 [11] (0:12.34)	0:13.29 [11] (0:13.28)
Average Speed [km/h]	43.5	63.4	61.0	61.9	62.4	62.2	58.4	54.1
Top Speed [km/h]	63.5	64.5	63.0	65.1	65.0	63.8	61.9	56.8
Avg. Dist. to Rail [m]	8.2	0.3	1.3	3.3	4.1	5.4	10.6	11.5
Avg. Stride Freq. [Hz]	2.2	2.3	2.3	2.3	2.4	2.4	2.3	2.2
Avg. Stride Length [m]	5.3	7.6	7.5	7.4	7.3	7.1	6.9	6.7



- [] Ranking at each section and finish
- :-:- No data available at this section
- NA No data available

Horse/Jockey Name	FOREVER WAITING/Kayla Crowther
Finish Rank	11
Fastest Section Time (Section)	0:11.64 (L1400)
Top Speed [km/h] (Section)	64.0 (L800)
Race State	Finished



Thomas Farms RC Murray Bridge SA - Professional

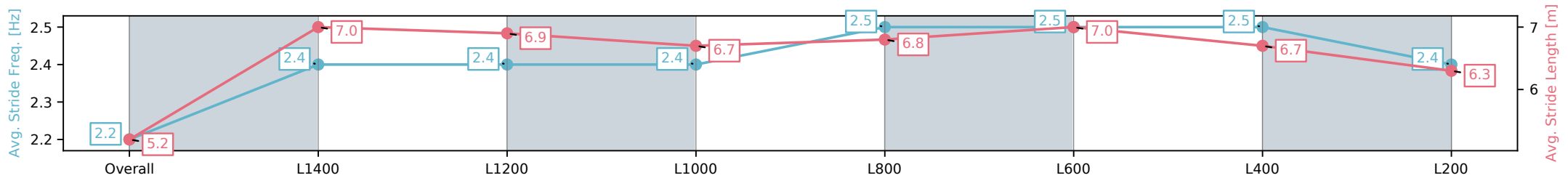
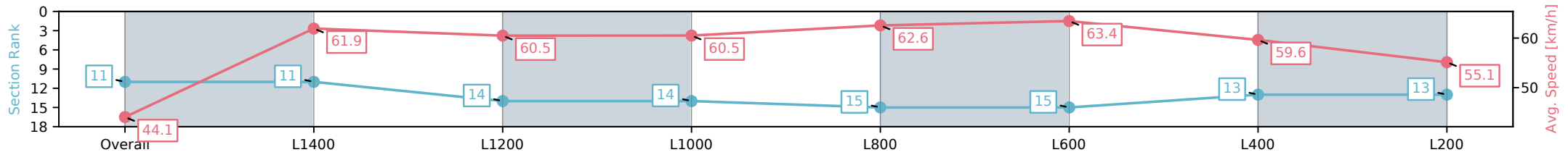
Race 7: Orange Pumps & AAP Industries Rating 0 - 56
Handicap - 1600m

13 November 2024 - 4:51PM

Track Rating: Good 4, Weather: Fine, Rail Position: +7m 1200m
Chute, +10m Remainder



Section	Overall	L1400	L1200	L1000	L800	L600	L400	L200
Section Times	1:40.85 [11] (0:16.34)	1:24.51 [11] (0:11.64)	1:12.87 [14] (0:11.95)	1:00.92 [14] (0:12.25)	0:48.67 [15] (0:11.89)	0:36.78 [15] (0:11.66)	0:25.12 [13] (0:12.06)	0:13.06 [13] (0:13.06)
Average Speed [km/h]	44.1	61.9	60.5	60.5	62.6	63.4	59.6	55.1
Top Speed [km/h]	62.3	62.7	61.7	62.8	63.8	64.0	62.5	57.3
Avg. Dist. to Rail [m]	9.1	3.1	3.1	5.8	6.4	6.8	10.4	9.8
Avg. Stride Freq. [Hz]	2.2	2.4	2.4	2.4	2.5	2.5	2.5	2.4
Avg. Stride Length [m]	5.2	7.0	6.9	6.7	6.8	7.0	6.7	6.3



[] Ranking at each section and finish
 -:-:- No data available at this section
 NA No data available

Horse/Jockey Name	PIWHANE/Ben Price
Finish Rank	12
Fastest Section Time (Section)	0:11.02 (L1400)
Top Speed [km/h] (Section)	68.2 (Overall)
Race State	Finished



Thomas Farms RC Murray Bridge SA - Professional

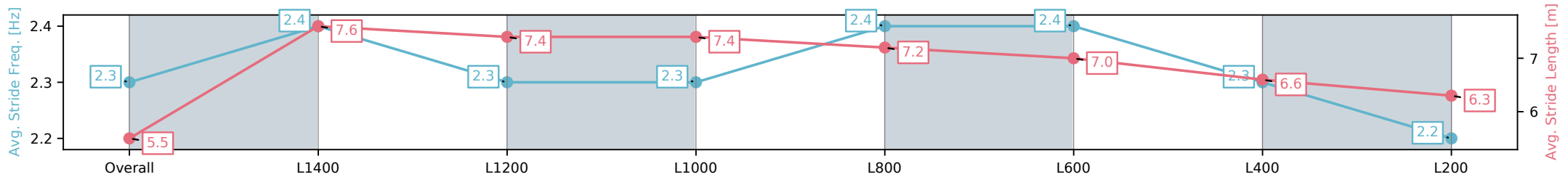
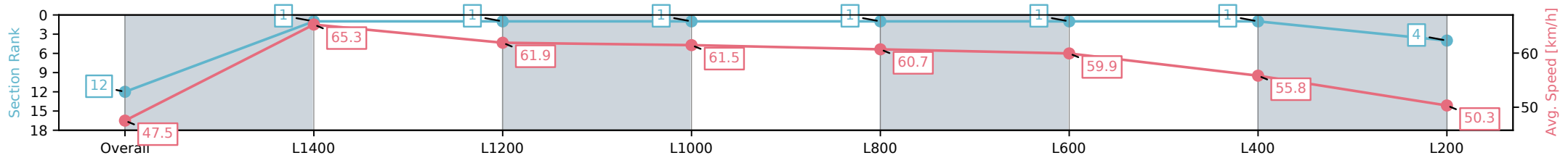
Race 7: Orange Pumps & AAP Industries Rating 0 - 56
Handicap - 1600m

13 November 2024 - 4:51PM

Track Rating: Good 4, Weather: Fine, Rail Position: +7m 1200m
Chute, +10m Remainder



Section	Overall	L1400	L1200	L1000	L800	L600	L400	L200
Section Times	1:41.28 [12] (0:15.18)	1:26.10 [1] (0:11.02)	1:15.08 [1] (0:11.66)	1:03.42 [1] (0:11.90)	0:51.52 [1] (0:12.15)	0:39.37 [1] (0:12.18)	0:27.19 [1] (0:12.89)	0:14.30 [4] (0:14.30)
Average Speed [km/h]	47.5	65.3	61.9	61.5	60.7	59.9	55.8	50.3
Top Speed [km/h]	68.2	68.1	62.5	62.0	62.1	61.0	60.4	52.9
Avg. Dist. to Rail [m]	9.9	1.1	0.9	3.4	4.6	3.5	4.3	4.4
Avg. Stride Freq. [Hz]	2.3	2.4	2.3	2.3	2.4	2.4	2.3	2.2
Avg. Stride Length [m]	5.5	7.6	7.4	7.4	7.2	7.0	6.6	6.3



- [] Ranking at each section and finish
- :-:- No data available at this section
- NA No data available

Horse/Jockey Name	DOCTOR ROBERT/Jacob Opperman
Finish Rank	13
Fastest Section Time (Section)	0:11.35 (L1400)
Top Speed [km/h] (Section)	65.5 (Overall)
Race State	Finished



Thomas Farms RC Murray Bridge SA - Professional

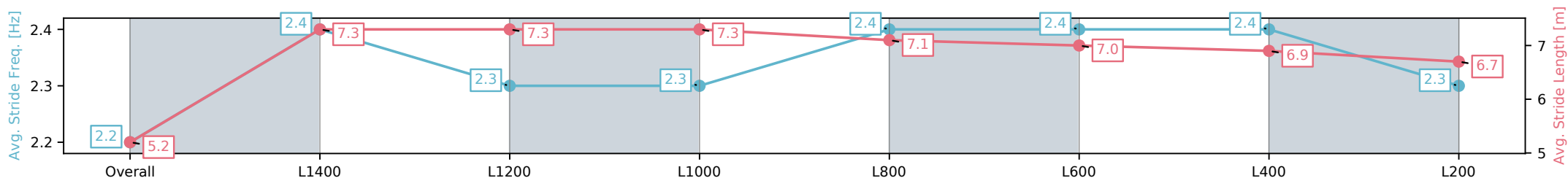
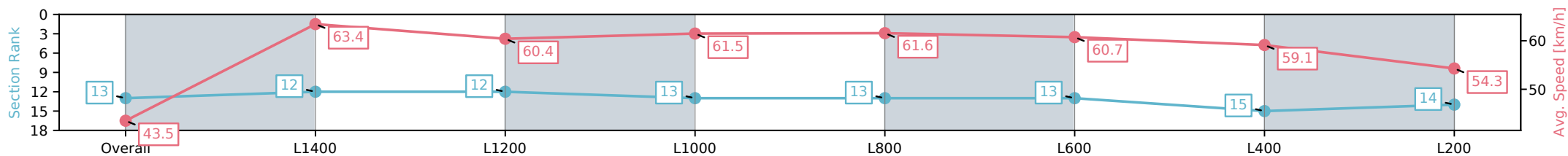
Race 7: Orange Pumps & AAP Industries Rating 0 - 56
Handicap - 1600m

13 November 2024 - 4:51PM

Track Rating: Good 4, Weather: Fine, Rail Position: +7m 1200m
Chute, +10m Remainder



Section	Overall	L1400	L1200	L1000	L800	L600	L400	L200
Section Times	1:41.30 [13] (0:16.55)	1:24.75 [12] (0:11.35)	1:13.40 [12] (0:11.95)	1:01.45 [13] (0:11.97)	0:49.48 [13] (0:11.95)	0:37.53 [13] (0:12.09)	0:25.44 [15] (0:12.18)	0:13.26 [14] (0:13.26)
Average Speed [km/h]	43.5	63.4	60.4	61.5	61.6	60.7	59.1	54.3
Top Speed [km/h]	65.0	65.5	62.4	63.3	63.1	61.9	61.5	56.7
Avg. Dist. to Rail [m]	8.0	2.1	3.3	3.7	4.2	4.9	7.9	8.0
Avg. Stride Freq. [Hz]	2.2	2.4	2.3	2.3	2.4	2.4	2.4	2.3
Avg. Stride Length [m]	5.2	7.3	7.3	7.3	7.1	7.0	6.9	6.7



- [] Ranking at each section and finish
- :-:- No data available at this section
- NA No data available

Horse/Jockey Name	LOVE FROM LUCY/Alan Lai
Finish Rank	14
Fastest Section Time (Section)	0:11.27 (L1400)
Top Speed [km/h] (Section)	65.2 (Overall)
Race State	Finished



Thomas Farms RC Murray Bridge SA - Professional

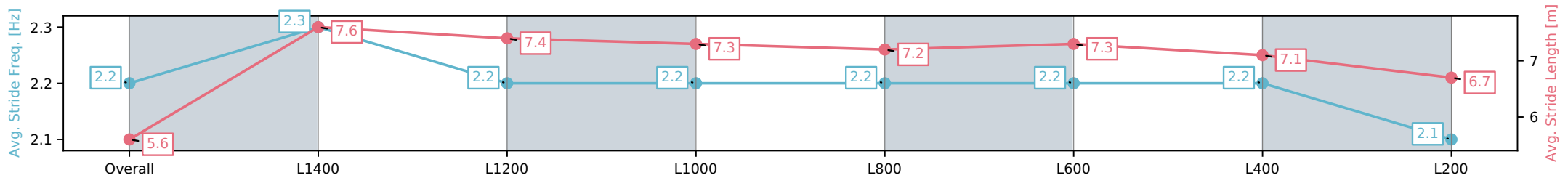
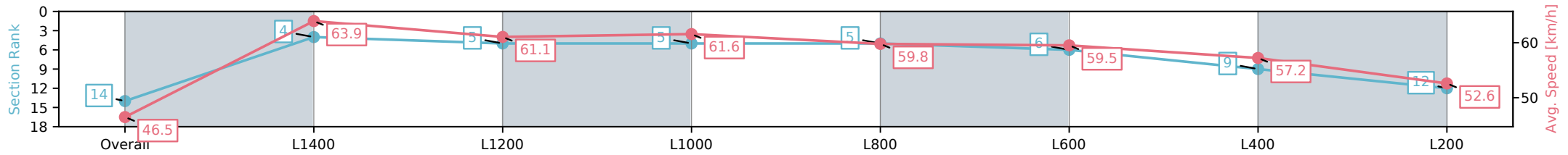
Race 7: Orange Pumps & AAP Industries Rating 0 - 56
Handicap - 1600m

13 November 2024 - 4:51PM

Track Rating: Good 4, Weather: Fine, Rail Position: +7m 1200m
Chute, +10m Remainder



Section	Overall	L1400	L1200	L1000	L800	L600	L400	L200
Section Times	1:41.39 [14] (0:15.46)	1:25.93 [4] (0:11.27)	1:14.66 [5] (0:11.83)	1:02.83 [5] (0:11.93)	0:50.90 [5] (0:12.35)	0:38.55 [6] (0:12.26)	0:26.29 [9] (0:12.57)	0:13.71 [12] (0:13.71)
Average Speed [km/h]	46.5	63.9	61.1	61.6	59.8	59.5	57.2	52.6
Top Speed [km/h]	65.2	65.2	63.3	62.1	60.7	60.5	58.9	55.1
Avg. Dist. to Rail [m]	6.0	1.3	1.5	4.3	4.6	3.7	4.3	4.9
Avg. Stride Freq. [Hz]	2.2	2.3	2.2	2.2	2.2	2.2	2.2	2.1
Avg. Stride Length [m]	5.6	7.6	7.4	7.3	7.2	7.3	7.1	6.7



[] Ranking at each section and finish
 -:-:- No data available at this section
 NA No data available

Horse/Jockey Name	RUE BUNGAN/Dom Tourneur
Finish Rank	15
Fastest Section Time (Section)	0:11.34 (L1400)
Top Speed [km/h] (Section)	64.6 (Overall)
Race State	Finished



Thomas Farms RC Murray Bridge SA - Professional

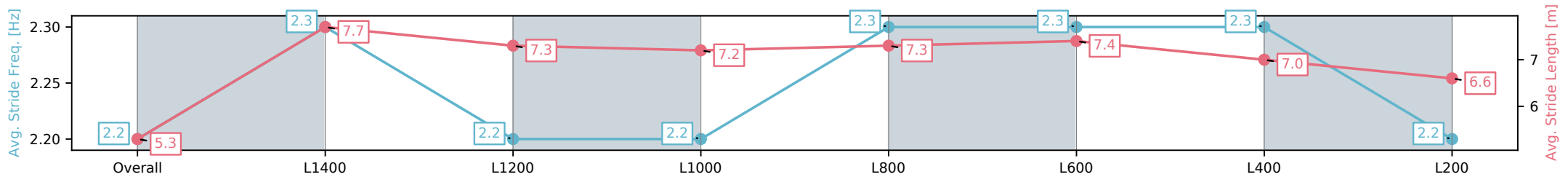
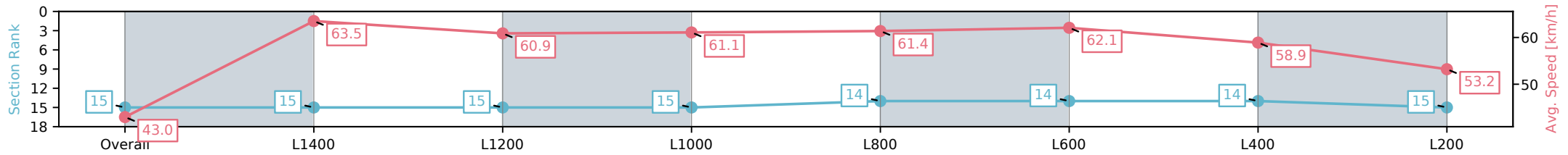
Race 7: Orange Pumps & AAP Industries Rating 0 - 56
Handicap - 1600m

13 November 2024 - 4:51PM

Track Rating: Good 4, Weather: Fine, Rail Position: +7m 1200m
Chute, +10m Remainder



Section	Overall	L1400	L1200	L1000	L800	L600	L400	L200
Section Times	1:41.60 [15] (0:16.74)	1:24.86 [15] (0:11.34)	1:13.52 [15] (0:11.88)	1:01.64 [15] (0:12.03)	0:49.61 [14] (0:12.04)	0:37.57 [14] (0:11.83)	0:25.74 [14] (0:12.21)	0:13.53 [15] (0:13.53)
Average Speed [km/h]	43.0	63.5	60.9	61.1	61.4	62.1	58.9	53.2
Top Speed [km/h]	62.5	64.6	63.0	62.5	62.7	63.5	61.9	56.3
Avg. Dist. to Rail [m]	6.7	2.3	1.8	4.3	5.0	4.7	6.3	6.7
Avg. Stride Freq. [Hz]	2.2	2.3	2.2	2.2	2.3	2.3	2.3	2.2
Avg. Stride Length [m]	5.3	7.7	7.3	7.2	7.3	7.4	7.0	6.6



- [] Ranking at each section and finish
- :-:- No data available at this section
- NA No data available