



RACINGSA

Thomas Farms RC Murray Bridge SA
Race 6: Bianco NXT Benchmark 56 Handicap - 900m
13 November 2024 - 4:16PM



Murray Bridge
Racing Club

Track Rating: Good 4, Weather: Fine, Rail Position: +7m 1200m Chute, +10m Remainder

| Section | Overall | L800 | L600 | L400 | L200 |
|-------------|----------------------|----------------------|----------------------|----------------------|----------------------|
| Field Times | 0:53.86 (0:08.63) | 0:45.23 (0:10.89) | 0:34.34 (0:11.12) | 0:23.22 (0:11.32) | 0:11.91 (0:11.91) |

| Position | # | Horse/Jockey | Barrier | Top Speed [km/h] | Fastest Section | First 400m | Overall | L800 | L600 | L400 | L200 | Margin | Distance Travelled From Winner [m] |
|----------|----|---|---------|------------------|--------------------|------------|----------------------|---------------------------|---------------------------|---------------------------|---------------------------|---------|------------------------------------|
| 1 | 1 | VOLCANIC EXPRESS Brooke King | 10 | 69.2 1000-800 | 0:10.91 400-200 | 0:25.72 | 0:53.86 (0:09.33) | 0:44.53 [12] (0:10.93) | 0:33.60 [13] (0:10.97) | 0:22.63 [10] (0:10.91) | 0:11.72 [4] (0:11.72) | 0:53.86 | |
| 2 | 11 | REINE OF NINE Kayla Crowther | 3 | 69.8 800-600 | 0:10.78 400-200 | 0:25.99 | 0:54.11 (0:09.56) | 0:44.55 [14] (0:10.98) | 0:33.57 [14] (0:11.19) | 0:22.38 [14] (0:10.78) | 0:11.60 [11] (0:11.60) | 1.55L | +1 |
| 3 | 13 | JIMMYS EDGE Dom Tourneur | 8 | 69.1 1000-800 | 0:10.86 800-600 | 0:25.59 | 0:54.12 (0:09.14) | 0:44.98 [9] (0:10.86) | 0:34.12 [8] (0:11.09) | 0:23.03 [8] (0:11.28) | 0:11.75 [8] (0:11.75) | 1.57L | +1 |
| 4 | 9 | HALF A DRAM Jason Holder | 9 | 69.9 1000-800 | 0:10.83 800-600 | 0:25.19 | 0:54.25 (0:08.81) | 0:45.44 [3] (0:10.83) | 0:34.61 [2] (0:11.11) | 0:23.50 [2] (0:11.20) | 0:12.30 [1] (0:12.30) | 2.38L | -1 |
| 5 | 8 | OUR GODDESS Felicity Atkinson | 6 | 68.7 1000-800 | 0:10.91 800-600 | 0:25.28 | 0:54.30 (0:08.85) | 0:45.45 [4] (0:10.91) | 0:34.54 [4] (0:11.10) | 0:23.44 [4] (0:11.27) | 0:12.17 [3] (0:12.17) | 2.71L | -2 |
| 6 | 6 | JAMAICAN GOLD Jacob Opperman | 7 | 68.4 1000-800 | 0:10.87 800-600 | 0:25.38 | 0:54.34 (0:09.09) | 0:45.25 [7] (0:10.87) | 0:34.38 [6] (0:10.99) | 0:23.39 [6] (0:11.24) | 0:12.15 [5] (0:12.15) | 2.97L | -2 |
| 7 | 5 | MY HARUCONI Lachlan Neindorf | 1 | 69.3 800-600 | 0:10.87 600-400 | 0:25.56 | 0:54.44 (0:09.26) | 0:45.18 [11] (0:10.95) | 0:34.23 [10] (0:10.87) | 0:23.36 [7] (0:11.34) | 0:12.02 [9] (0:12.02) | 3.57L | -4 |
| 8 | 14 | MADAM FURPHY Samuel Payne | 5 | 69.3 800-600 | 0:10.94 600-400 | 0:25.34 | 0:54.48 (0:08.99) | 0:45.49 [6] (0:10.96) | 0:34.53 [5] (0:10.94) | 0:23.59 [5] (0:11.32) | 0:12.27 [6] (0:12.27) | 3.8L | -5 |
| 9 | 4 | IN LOVE Anna Jordsjo | 2 | 67.9 1000-800 | 0:10.89 800-600 | 0:25.06 | 0:54.67 (0:08.63) | 0:46.04 [1] (0:10.89) | 0:35.15 [1] (0:11.11) | 0:24.04 [1] (0:11.40) | 0:12.64 [2] (0:12.64) | 4.97L | -4 |
| 10 | 12 | WEE DRAM Jake Toeroek | 11 | 68.2 1000-800 | 0:11.06 800-600 | 0:25.47 | 0:54.75 (0:08.90) | 0:45.85 [5] (0:11.06) | 0:34.79 [7] (0:11.15) | 0:23.64 [9] (0:11.33) | 0:12.31 [10] (0:12.31) | 5.49L | -3 |

Scratched: Hey Mikki (#10), Heidi Heidi Ho (#16)

- [] Position in running at each section and finish
- #: Saddle cloth number
- :--:-- No data available at this section
- DNF Did not finish
- NA No data available
- DNT Did not track
- █ Background shading for fastest section



RACINGSA

Thomas Farms RC Murray Bridge SA

Race 6: Bianco NXT Benchmark 56 Handicap - 900m

13 November 2024 - 4:16PM



Murray Bridge
Racing Club

Track Rating: Good 4, Weather: Fine, Rail Position: +7m 1200m Chute, +10m Remainder

| Section | Overall | L800 | L600 | L400 | L200 |
|-------------|----------------------|----------------------|----------------------|----------------------|----------------------|
| Field Times | 0:53.86 (0:08.63) | 0:45.23 (0:10.89) | 0:34.34 (0:11.12) | 0:23.22 (0:11.32) | 0:11.91 (0:11.91) |

| Position | # | Horse/Jockey | Barrier | Top Speed [km/h] | Fastest Section | First 400m | Overall | L800 | L600 | L400 | L200 | Margin | Distance Travelled From Winner [m] |
|----------|----|--|---------|------------------|--------------------|------------|----------------------|---------------------------|---------------------------|---------------------------|---------------------------|--------|------------------------------------|
| 11 | 7 | RIVER CLYDE Alan Lai | 4 | 68.6 1000-800 | 0:10.92 800-600 | 0:25.18 | 0:54.84 (0:08.76) | 0:46.08 [2] (0:10.92) | 0:35.16 [3] (0:11.08) | 0:24.08 [3] (0:11.53) | 0:12.55 [7] (0:12.55) | 6.03L | -5 |
| 12 | 3 | BIG MAV Manoel Nunes | 12 | 69.2 1000-800 | 0:10.89 800-600 | 0:25.89 | 0:54.90 (0:09.34) | 0:45.56 [13] (0:10.89) | 0:34.67 [11] (0:11.22) | 0:23.45 [13] (0:11.09) | 0:12.36 [12] (0:12.36) | 6.38L | +2 |
| 13 | 2 | PUTANOTHERCOININ Callan Murray | 14 | 68.1 1000-800 | 0:11.11 800-600 | 0:25.79 | 0:54.98 (0:09.12) | 0:45.86 [8] (0:11.11) | 0:34.75 [12] (0:11.16) | 0:23.59 [12] (0:11.28) | 0:12.30 [13] (0:12.30) | 6.87L | +1 |
| 14 | 15 | MAY'S WEST Sophie Mitchell | 13 | 69.4 800-600 | 0:10.91 800-600 | 0:25.57 | 0:55.05 (0:09.16) | 0:45.89 [10] (0:10.91) | 0:34.98 [9] (0:11.19) | 0:23.79 [11] (0:11.49) | 0:12.30 [14] (0:12.30) | 7.32L | +2 |

Scratched: Hey Mikki (#10), Heidi Heidi Ho (#16)

- [] Position in running at each section and finish
- [-:-:-] No data available at this section
- NA No data available
- █ Background shading for fastest section
- # Saddle cloth number
- DNF Did not finish
- DNT Did not track

| | |
|--------------------------------|------------------------------|
| Horse/Jockey Name | VOLCANIC EXPRESS/Brooke King |
| Finish Rank | 1 |
| Fastest Section Time (Section) | 0:10.91 (L400) |
| Top Speed [km/h] (Section) | 69.2 (Overall) |
| Race State | Finished |



Thomas Farms RC Murray Bridge SA - Professional

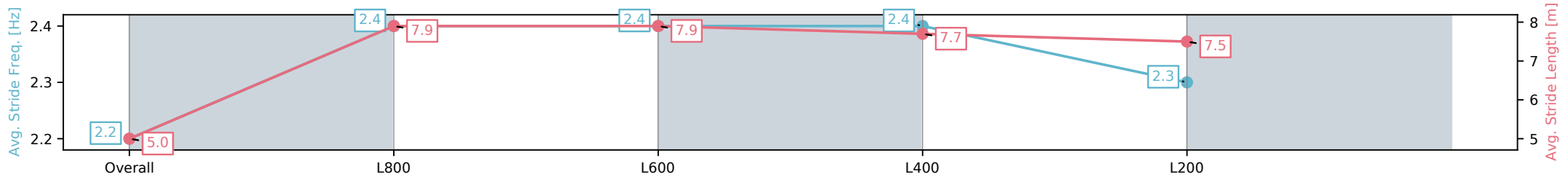
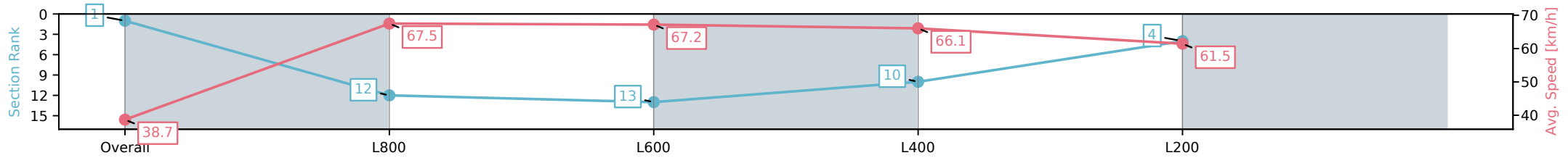
Race 6: Bianco NXT Benchmark 56 Handicap - 900m

13 November 2024 - 4:16PM

Track Rating: Good 4, Weather: Fine, Rail Position: +7m 1200m Chute, +10m Remainder



| Section | Overall | L800 | L600 | L400 | L200 |
|------------------------|--------------------------|---------------------------|---------------------------|---------------------------|--------------------------|
| Section Times | 0:53.86 [1] (0:09.33) | 0:44.53 [12] (0:10.93) | 0:33.60 [13] (0:10.97) | 0:22.63 [10] (0:10.91) | 0:11.72 [4] (0:11.72) |
| Average Speed [km/h] | 38.7 | 67.5 | 67.2 | 66.1 | 61.5 |
| Top Speed [km/h] | 63.7 | 69.2 | 69.1 | 66.6 | 65.5 |
| Avg. Dist. to Rail [m] | 8.3 | 7.7 | 6.2 | 10.0 | 10.5 |
| Avg. Stride Freq. [Hz] | 2.2 | 2.4 | 2.4 | 2.4 | 2.3 |
| Avg. Stride Length [m] | 5.0 | 7.9 | 7.9 | 7.7 | 7.5 |



- [] Ranking at each section and finish
- :-:- No data available at this section
- NA No data available

| | |
|--------------------------------|------------------------------|
| Horse/Jockey Name | REINE OF NINE/Kayla Crowther |
| Finish Rank | 2 |
| Fastest Section Time (Section) | 0:10.78 (L400) |
| Top Speed [km/h] (Section) | 69.8 (L800) |
| Race State | Finished |



Thomas Farms RC Murray Bridge SA - Professional

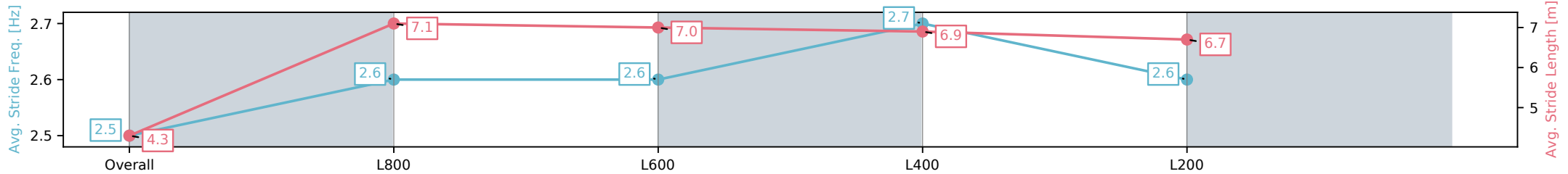
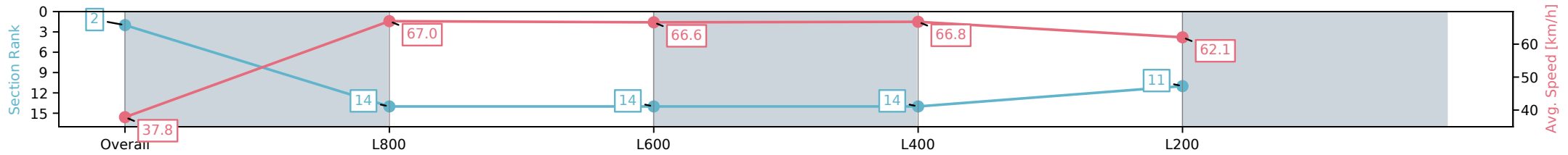
Race 6: Bianco NXT Benchmark 56 Handicap - 900m

13 November 2024 - 4:16PM

Track Rating: Good 4, Weather: Fine, Rail Position: +7m 1200m
Chute, +10m Remainder



| Section | Overall | L800 | L600 | L400 | L200 |
|------------------------|--------------------------|---------------------------|---------------------------|---------------------------|---------------------------|
| Section Times | 0:54.11 [2] (0:09.56) | 0:44.55 [14] (0:10.98) | 0:33.57 [14] (0:11.19) | 0:22.38 [14] (0:10.78) | 0:11.60 [11] (0:11.60) |
| Average Speed [km/h] | 37.8 | 67.0 | 66.6 | 66.8 | 62.1 |
| Top Speed [km/h] | 63.5 | 68.8 | 69.8 | 67.5 | 65.3 |
| Avg. Dist. to Rail [m] | 3.8 | 6.2 | 8.6 | 14.0 | 13.0 |
| Avg. Stride Freq. [Hz] | 2.5 | 2.6 | 2.6 | 2.7 | 2.6 |
| Avg. Stride Length [m] | 4.3 | 7.1 | 7.0 | 6.9 | 6.7 |



- [] Ranking at each section and finish
- :-:- No data available at this section
- NA No data available

| | |
|--------------------------------|--------------------------|
| Horse/Jockey Name | JIMMYS EDGE/Dom Tourneur |
| Finish Rank | 3 |
| Fastest Section Time (Section) | 0:10.86 (L800) |
| Top Speed [km/h] (Section) | 69.1 (Overall) |
| Race State | Finished |



Thomas Farms RC Murray Bridge SA - Professional

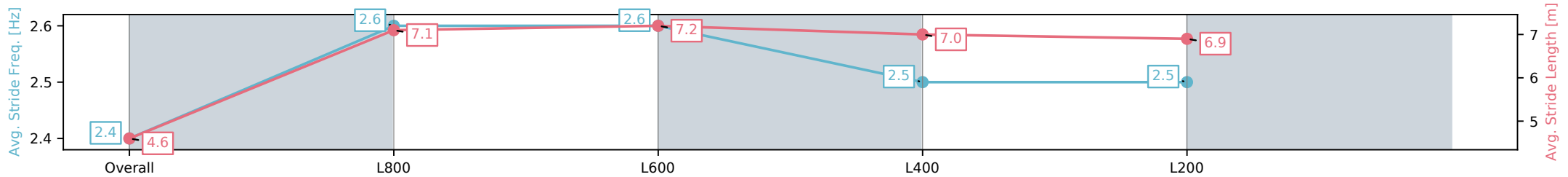
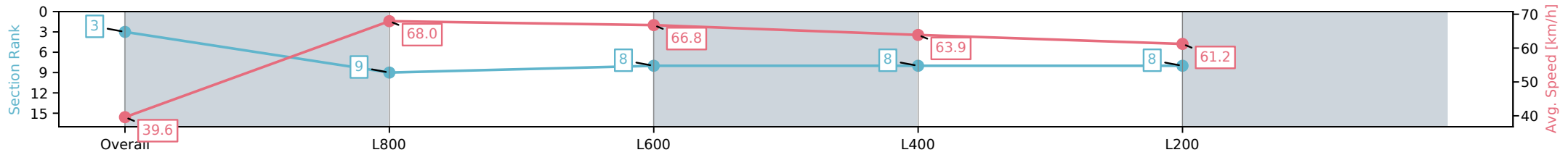
Race 6: Bianco NXT Benchmark 56 Handicap - 900m

13 November 2024 - 4:16PM

Track Rating: Good 4, Weather: Fine, Rail Position: +7m 1200m
Chute, +10m Remainder



| Section | Overall | L800 | L600 | L400 | L200 |
|------------------------|--------------------------|--------------------------|--------------------------|--------------------------|--------------------------|
| Section Times | 0:54.12 [3] (0:09.14) | 0:44.98 [9] (0:10.86) | 0:34.12 [8] (0:11.09) | 0:23.03 [8] (0:11.28) | 0:11.75 [8] (0:11.75) |
| Average Speed [km/h] | 39.6 | 68.0 | 66.8 | 63.9 | 61.2 |
| Top Speed [km/h] | 64.4 | 69.1 | 68.4 | 65.8 | 62.5 |
| Avg. Dist. to Rail [m] | 8.0 | 7.9 | 7.0 | 8.3 | 8.0 |
| Avg. Stride Freq. [Hz] | 2.4 | 2.6 | 2.6 | 2.5 | 2.5 |
| Avg. Stride Length [m] | 4.6 | 7.1 | 7.2 | 7.0 | 6.9 |



- [] Ranking at each section and finish
- :-:- No data available at this section
- NA No data available

| | |
|--------------------------------|--------------------------|
| Horse/Jockey Name | HALF A DRAM/Jason Holder |
| Finish Rank | 4 |
| Fastest Section Time (Section) | 0:10.83 (L800) |
| Top Speed [km/h] (Section) | 69.9 (Overall) |
| Race State | Finished |



Thomas Farms RC Murray Bridge SA - Professional

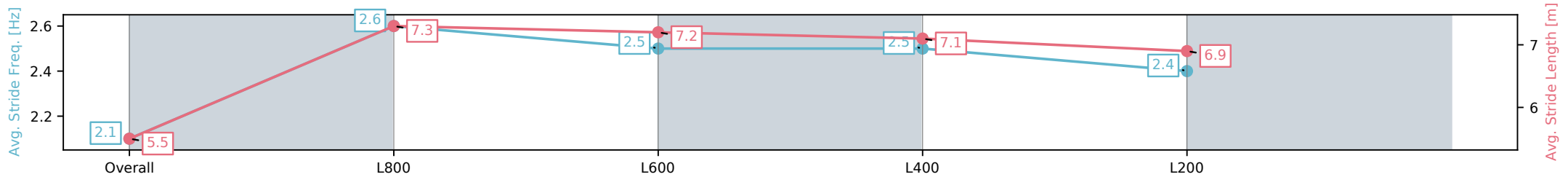
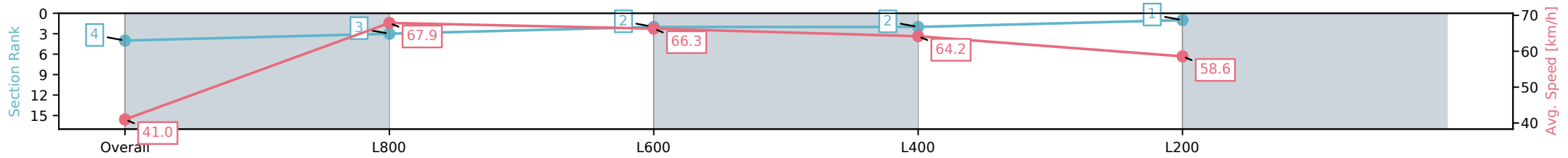
Race 6: Bianco NXT Benchmark 56 Handicap - 900m

13 November 2024 - 4:16PM

Track Rating: Good 4, Weather: Fine, Rail Position: +7m 1200m Chute, +10m Remainder



| Section | Overall | L800 | L600 | L400 | L200 |
|------------------------|--------------------------|--------------------------|--------------------------|--------------------------|--------------------------|
| Section Times | 0:54.25 [4] (0:08.81) | 0:45.44 [3] (0:10.83) | 0:34.61 [2] (0:11.11) | 0:23.50 [2] (0:11.20) | 0:12.30 [1] (0:12.30) |
| Average Speed [km/h] | 41.0 | 67.9 | 66.3 | 64.2 | 58.6 |
| Top Speed [km/h] | 65.3 | 69.9 | 67.5 | 66.5 | 61.1 |
| Avg. Dist. to Rail [m] | 5.9 | 6.3 | 5.6 | 7.8 | 8.6 |
| Avg. Stride Freq. [Hz] | 2.1 | 2.6 | 2.5 | 2.5 | 2.4 |
| Avg. Stride Length [m] | 5.5 | 7.3 | 7.2 | 7.1 | 6.9 |



- [] Ranking at each section and finish
- :-:- No data available at this section
- NA No data available

| | |
|--------------------------------|-------------------------------|
| Horse/Jockey Name | OUR GODDESS/Felicity Atkinson |
| Finish Rank | 5 |
| Fastest Section Time (Section) | 0:10.91 (L800) |
| Top Speed [km/h] (Section) | 68.7 (Overall) |
| Race State | Finished |



Thomas Farms RC Murray Bridge SA - Professional

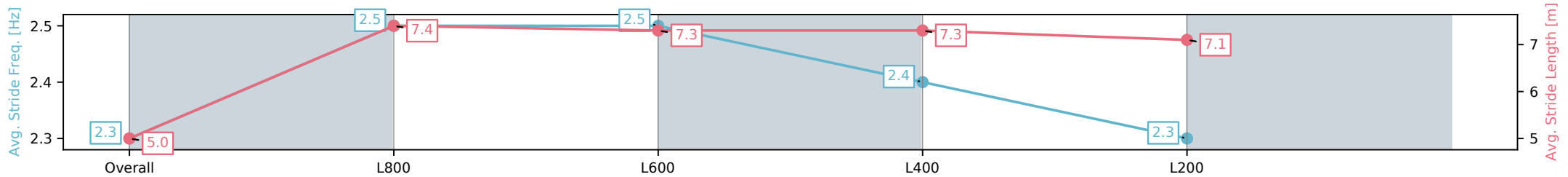
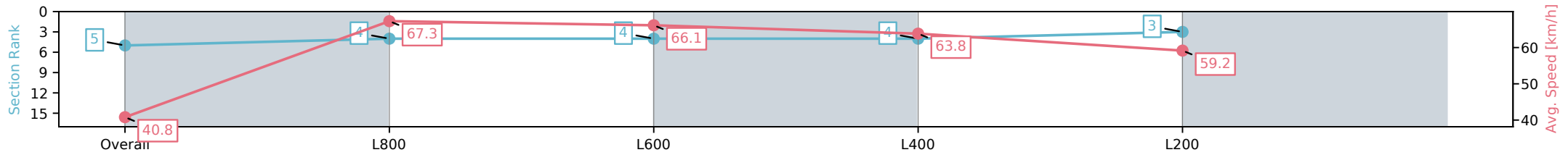
Race 6: Bianco NXT Benchmark 56 Handicap - 900m

13 November 2024 - 4:16PM

Track Rating: Good 4, Weather: Fine, Rail Position: +7m 1200m Chute, +10m Remainder



| Section | Overall | L800 | L600 | L400 | L200 |
|------------------------|--------------------------|--------------------------|--------------------------|--------------------------|--------------------------|
| Section Times | 0:54.30 [5] (0:08.85) | 0:45.45 [4] (0:10.91) | 0:34.54 [4] (0:11.10) | 0:23.44 [4] (0:11.27) | 0:12.17 [3] (0:12.17) |
| Average Speed [km/h] | 40.8 | 67.3 | 66.1 | 63.8 | 59.2 |
| Top Speed [km/h] | 64.7 | 68.7 | 68.0 | 65.8 | 60.7 |
| Avg. Dist. to Rail [m] | 4.4 | 5.3 | 5.2 | 5.6 | 6.0 |
| Avg. Stride Freq. [Hz] | 2.3 | 2.5 | 2.5 | 2.4 | 2.3 |
| Avg. Stride Length [m] | 5.0 | 7.4 | 7.3 | 7.3 | 7.1 |



- [] Ranking at each section and finish
- :-:- No data available at this section
- NA No data available

| | |
|--------------------------------|------------------------------|
| Horse/Jockey Name | JAMAICAN GOLD/Jacob Opperman |
| Finish Rank | 6 |
| Fastest Section Time (Section) | 0:10.87 (L800) |
| Top Speed [km/h] (Section) | 68.4 (Overall) |
| Race State | Finished |



Thomas Farms RC Murray Bridge SA - Professional

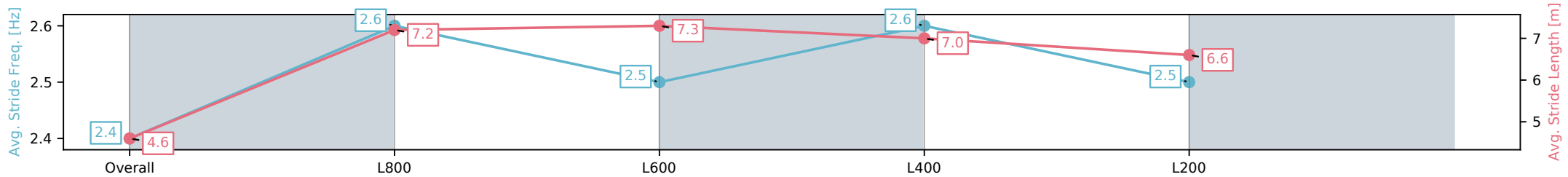
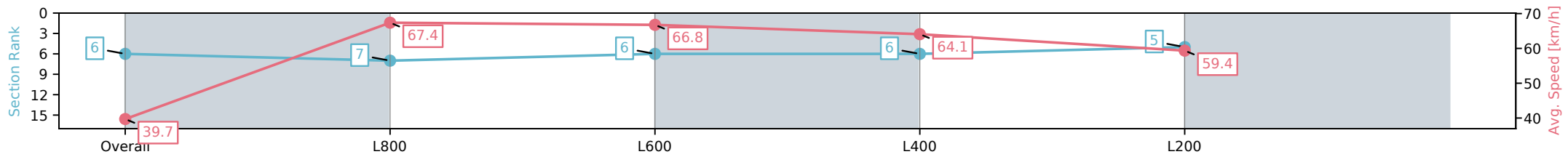
Race 6: Bianco NXT Benchmark 56 Handicap - 900m

13 November 2024 - 4:16PM

Track Rating: Good 4, Weather: Fine, Rail Position: +7m 1200m Chute, +10m Remainder



| Section | Overall | L800 | L600 | L400 | L200 |
|------------------------|--------------------------|--------------------------|--------------------------|--------------------------|--------------------------|
| Section Times | 0:54.34 [6] (0:09.09) | 0:45.25 [7] (0:10.87) | 0:34.38 [6] (0:10.99) | 0:23.39 [6] (0:11.24) | 0:12.15 [5] (0:12.15) |
| Average Speed [km/h] | 39.7 | 67.4 | 66.8 | 64.1 | 59.4 |
| Top Speed [km/h] | 64.4 | 68.4 | 68.1 | 66.1 | 62.4 |
| Avg. Dist. to Rail [m] | 4.9 | 4.9 | 5.3 | 7.3 | 8.2 |
| Avg. Stride Freq. [Hz] | 2.4 | 2.6 | 2.5 | 2.6 | 2.5 |
| Avg. Stride Length [m] | 4.6 | 7.2 | 7.3 | 7.0 | 6.6 |



- [] Ranking at each section and finish
- :-:- No data available at this section
- NA No data available

| | |
|--------------------------------|------------------------------|
| Horse/Jockey Name | MY HARUCONI/Lachlan Neindorf |
| Finish Rank | 7 |
| Fastest Section Time (Section) | 0:10.87 (L600) |
| Top Speed [km/h] (Section) | 69.3 (L800) |
| Race State | Finished |



Thomas Farms RC Murray Bridge SA - Professional

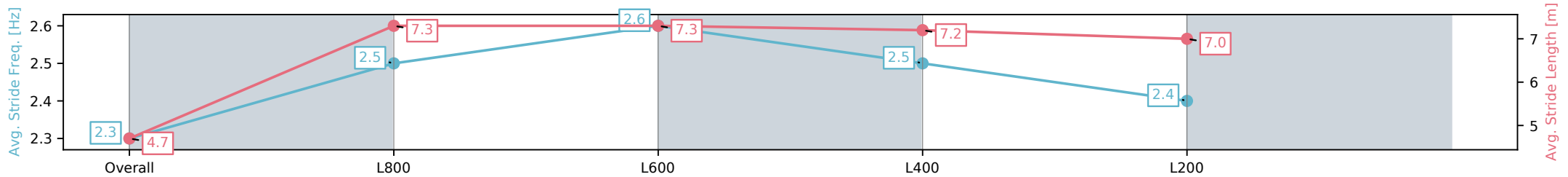
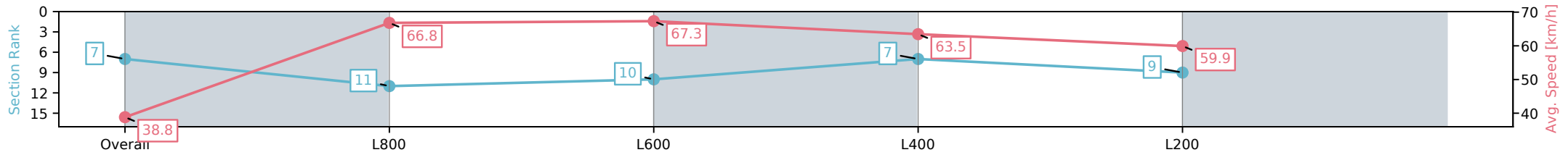
Race 6: Bianco NXT Benchmark 56 Handicap - 900m

13 November 2024 - 4:16PM

Track Rating: Good 4, Weather: Fine, Rail Position: +7m 1200m
Chute, +10m Remainder



| Section | Overall | L800 | L600 | L400 | L200 |
|------------------------|--------------------------|---------------------------|---------------------------|--------------------------|--------------------------|
| Section Times | 0:54.44 [7] (0:09.26) | 0:45.18 [11] (0:10.95) | 0:34.23 [10] (0:10.87) | 0:23.36 [7] (0:11.34) | 0:12.02 [9] (0:12.02) |
| Average Speed [km/h] | 38.8 | 66.8 | 67.3 | 63.5 | 59.9 |
| Top Speed [km/h] | 63.6 | 68.6 | 69.3 | 66.6 | 60.9 |
| Avg. Dist. to Rail [m] | 1.5 | 4.3 | 4.3 | 6.2 | 9.3 |
| Avg. Stride Freq. [Hz] | 2.3 | 2.5 | 2.6 | 2.5 | 2.4 |
| Avg. Stride Length [m] | 4.7 | 7.3 | 7.3 | 7.2 | 7.0 |



- [] Ranking at each section and finish
- :-:- No data available at this section
- NA No data available

| | |
|--------------------------------|---------------------------|
| Horse/Jockey Name | MADAM FURPHY/Samuel Payne |
| Finish Rank | 8 |
| Fastest Section Time (Section) | 0:10.94 (L600) |
| Top Speed [km/h] (Section) | 69.3 (L800) |
| Race State | Finished |



Thomas Farms RC Murray Bridge SA - Professional

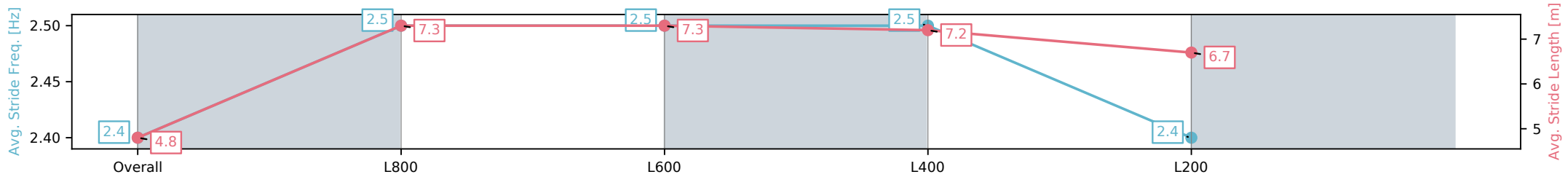
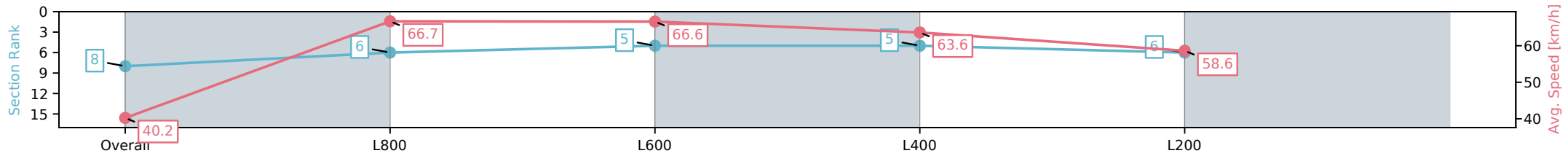
Race 6: Bianco NXT Benchmark 56 Handicap - 900m

13 November 2024 - 4:16PM

Track Rating: Good 4, Weather: Fine, Rail Position: +7m 1200m Chute, +10m Remainder



| Section | Overall | L800 | L600 | L400 | L200 |
|------------------------|--------------------------|--------------------------|--------------------------|--------------------------|--------------------------|
| Section Times | 0:54.48 [8] (0:08.99) | 0:45.49 [6] (0:10.96) | 0:34.53 [5] (0:10.94) | 0:23.59 [5] (0:11.32) | 0:12.27 [6] (0:12.27) |
| Average Speed [km/h] | 40.2 | 66.7 | 66.6 | 63.6 | 58.6 |
| Top Speed [km/h] | 66.2 | 67.7 | 69.3 | 65.2 | 59.9 |
| Avg. Dist. to Rail [m] | 3.6 | 4.7 | 3.0 | 3.8 | 5.3 |
| Avg. Stride Freq. [Hz] | 2.4 | 2.5 | 2.5 | 2.5 | 2.4 |
| Avg. Stride Length [m] | 4.8 | 7.3 | 7.3 | 7.2 | 6.7 |



- [] Ranking at each section and finish
- :-:- No data available at this section
- NA No data available

| | |
|--------------------------------|----------------------|
| Horse/Jockey Name | IN LOVE/Anna Jordsjo |
| Finish Rank | 9 |
| Fastest Section Time (Section) | 0:10.89 (L800) |
| Top Speed [km/h] (Section) | 67.9 (Overall) |
| Race State | Finished |



Thomas Farms RC Murray Bridge SA - Professional

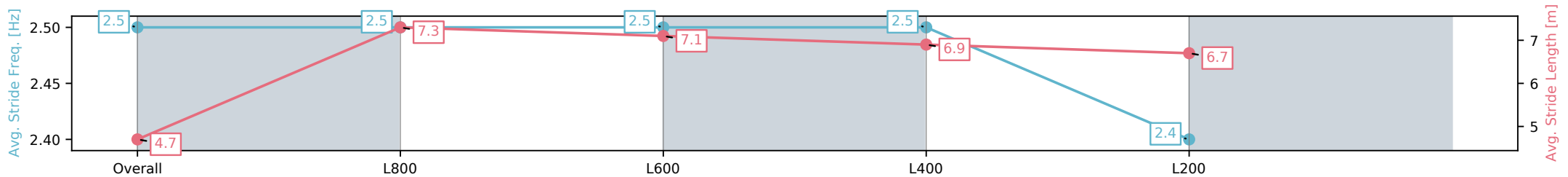
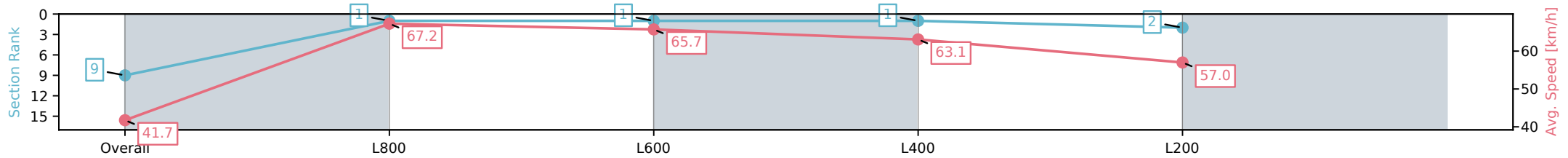
Race 6: Bianco NXT Benchmark 56 Handicap - 900m

13 November 2024 - 4:16PM

Track Rating: Good 4, Weather: Fine, Rail Position: +7m 1200m Chute, +10m Remainder



| Section | Overall | L800 | L600 | L400 | L200 |
|------------------------|--------------------------|--------------------------|--------------------------|--------------------------|--------------------------|
| Section Times | 0:54.67 [9] (0:08.63) | 0:46.04 [1] (0:10.89) | 0:35.15 [1] (0:11.11) | 0:24.04 [1] (0:11.40) | 0:12.64 [2] (0:12.64) |
| Average Speed [km/h] | 41.7 | 67.2 | 65.7 | 63.1 | 57.0 |
| Top Speed [km/h] | 65.9 | 67.9 | 66.9 | 65.0 | 60.9 |
| Avg. Dist. to Rail [m] | 1.9 | 4.4 | 3.5 | 4.8 | 4.7 |
| Avg. Stride Freq. [Hz] | 2.5 | 2.5 | 2.5 | 2.5 | 2.4 |
| Avg. Stride Length [m] | 4.7 | 7.3 | 7.1 | 6.9 | 6.7 |



- [] Ranking at each section and finish
- :-:- No data available at this section
- NA No data available

| | |
|--------------------------------|-----------------------|
| Horse/Jockey Name | WEE DRAM/Jake Toeroek |
| Finish Rank | 10 |
| Fastest Section Time (Section) | 0:11.06 (L800) |
| Top Speed [km/h] (Section) | 68.2 (Overall) |
| Race State | Finished |



Thomas Farms RC Murray Bridge SA - Professional

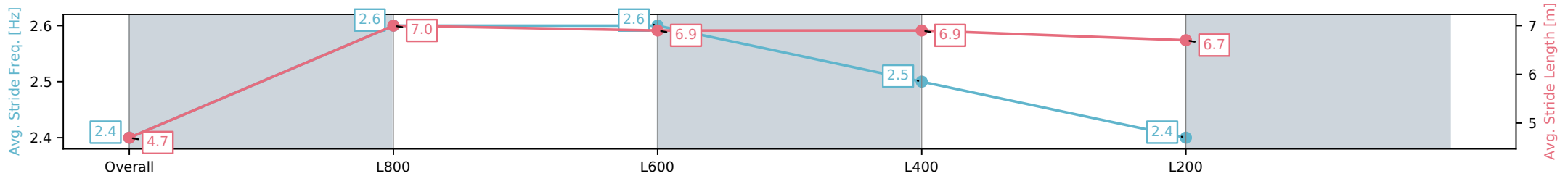
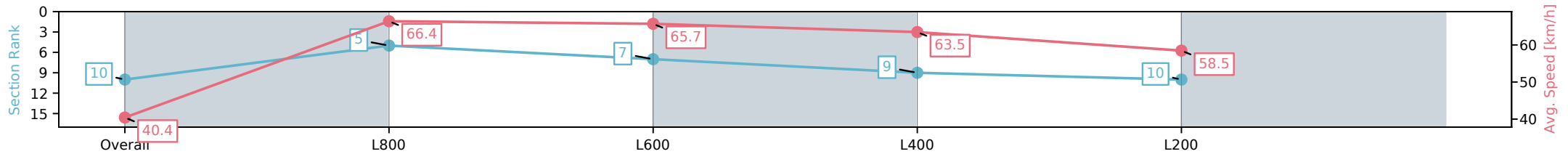
Race 6: Bianco NXT Benchmark 56 Handicap - 900m

13 November 2024 - 4:16PM

Track Rating: Good 4, Weather: Fine, Rail Position: +7m 1200m
Chute, +10m Remainder



| Section | Overall | L800 | L600 | L400 | L200 |
|------------------------|---------------------------|--------------------------|--------------------------|--------------------------|---------------------------|
| Section Times | 0:54.75 [10] (0:08.90) | 0:45.85 [5] (0:11.06) | 0:34.79 [7] (0:11.15) | 0:23.64 [9] (0:11.33) | 0:12.31 [10] (0:12.31) |
| Average Speed [km/h] | 40.4 | 66.4 | 65.7 | 63.5 | 58.5 |
| Top Speed [km/h] | 63.1 | 68.2 | 68.0 | 66.2 | 60.7 |
| Avg. Dist. to Rail [m] | 7.4 | 5.8 | 4.4 | 7.3 | 9.4 |
| Avg. Stride Freq. [Hz] | 2.4 | 2.6 | 2.6 | 2.5 | 2.4 |
| Avg. Stride Length [m] | 4.7 | 7.0 | 6.9 | 6.9 | 6.7 |



- [] Ranking at each section and finish
- :-:- No data available at this section
- NA No data available

| | |
|--------------------------------|----------------------|
| Horse/Jockey Name | RIVER CLYDE/Alan Lai |
| Finish Rank | 11 |
| Fastest Section Time (Section) | 0:10.92 (L800) |
| Top Speed [km/h] (Section) | 68.6 (Overall) |
| Race State | Finished |



Thomas Farms RC Murray Bridge SA - Professional

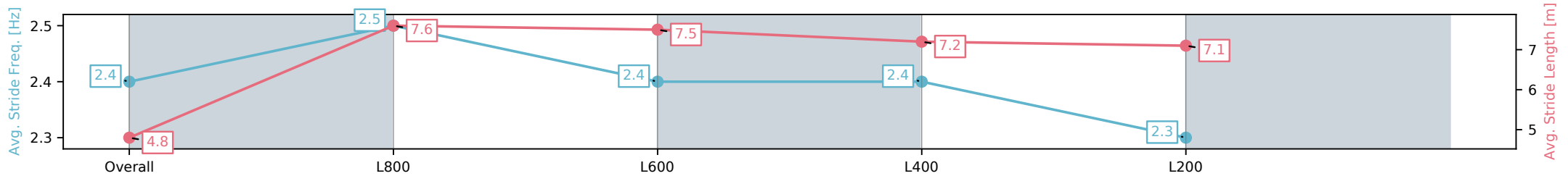
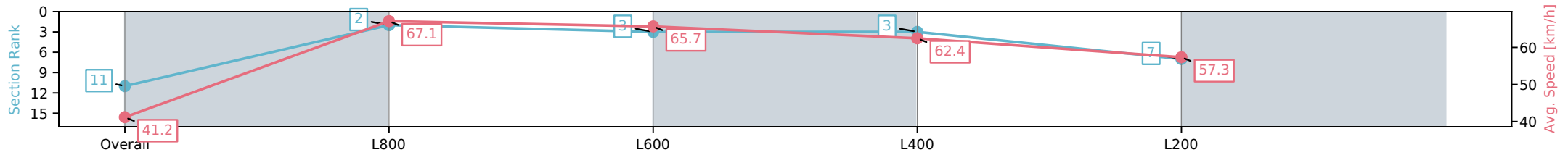
Race 6: Bianco NXT Benchmark 56 Handicap - 900m

13 November 2024 - 4:16PM

Track Rating: Good 4, Weather: Fine, Rail Position: +7m 1200m Chute, +10m Remainder



| Section | Overall | L800 | L600 | L400 | L200 |
|------------------------|---------------------------|--------------------------|--------------------------|--------------------------|--------------------------|
| Section Times | 0:54.84 [11] (0:08.76) | 0:46.08 [2] (0:10.92) | 0:35.16 [3] (0:11.08) | 0:24.08 [3] (0:11.53) | 0:12.55 [7] (0:12.55) |
| Average Speed [km/h] | 41.2 | 67.1 | 65.7 | 62.4 | 57.3 |
| Top Speed [km/h] | 66.5 | 68.6 | 68.6 | 65.7 | 60.1 |
| Avg. Dist. to Rail [m] | 2.2 | 4.5 | 3.1 | 4.0 | 5.7 |
| Avg. Stride Freq. [Hz] | 2.4 | 2.5 | 2.4 | 2.4 | 2.3 |
| Avg. Stride Length [m] | 4.8 | 7.6 | 7.5 | 7.2 | 7.1 |



- [] Ranking at each section and finish
- :-:- No data available at this section
- NA No data available

| | |
|--------------------------------|----------------------|
| Horse/Jockey Name | BIG MAV/Manoel Nunes |
| Finish Rank | 12 |
| Fastest Section Time (Section) | 0:10.89 (L800) |
| Top Speed [km/h] (Section) | 69.2 (Overall) |
| Race State | Finished |



Thomas Farms RC Murray Bridge SA - Professional

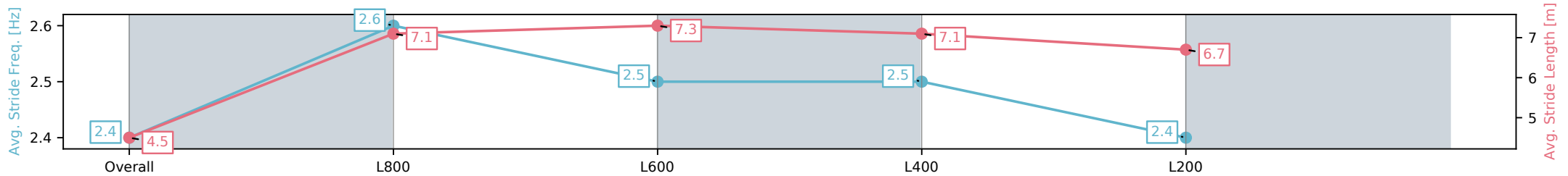
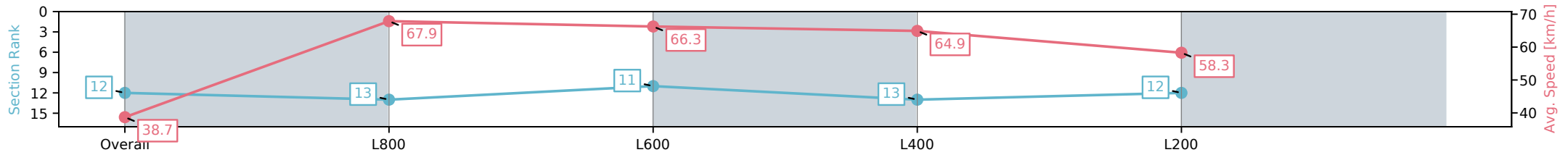
Race 6: Bianco NXT Benchmark 56 Handicap - 900m

13 November 2024 - 4:16PM

Track Rating: Good 4, Weather: Fine, Rail Position: +7m 1200m
Chute, +10m Remainder



| Section | Overall | L800 | L600 | L400 | L200 |
|------------------------|---------------------------|---------------------------|---------------------------|---------------------------|---------------------------|
| Section Times | 0:54.90 [12] (0:09.34) | 0:45.56 [13] (0:10.89) | 0:34.67 [11] (0:11.22) | 0:23.45 [13] (0:11.09) | 0:12.36 [12] (0:12.36) |
| Average Speed [km/h] | 38.7 | 67.9 | 66.3 | 64.9 | 58.3 |
| Top Speed [km/h] | 63.5 | 69.2 | 67.7 | 67.4 | 61.9 |
| Avg. Dist. to Rail [m] | 8.8 | 8.4 | 7.3 | 8.4 | 10.7 |
| Avg. Stride Freq. [Hz] | 2.4 | 2.6 | 2.5 | 2.5 | 2.4 |
| Avg. Stride Length [m] | 4.5 | 7.1 | 7.3 | 7.1 | 6.7 |



- [] Ranking at each section and finish
- :-:- No data available at this section
- NA No data available

| | |
|--------------------------------|--------------------------------|
| Horse/Jockey Name | PUTANOTHERCOININ/Callan Murray |
| Finish Rank | 13 |
| Fastest Section Time (Section) | 0:11.11 (L800) |
| Top Speed [km/h] (Section) | 68.1 (Overall) |
| Race State | Finished |



Thomas Farms RC Murray Bridge SA - Professional

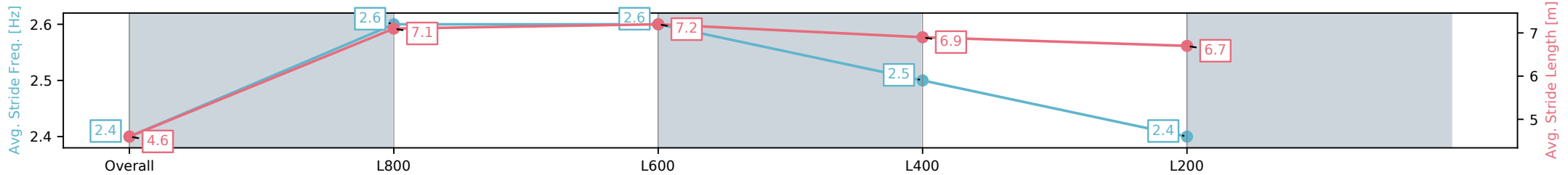
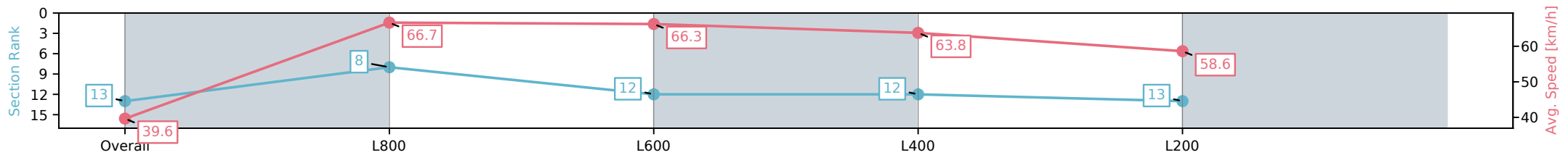
Race 6: Bianco NXT Benchmark 56 Handicap - 900m

13 November 2024 - 4:16PM

Track Rating: Good 4, Weather: Fine, Rail Position: +7m 1200m Chute, +10m Remainder



| Section | Overall | L800 | L600 | L400 | L200 |
|------------------------|---------------------------|--------------------------|---------------------------|---------------------------|---------------------------|
| Section Times | 0:54.98 [13] (0:09.12) | 0:45.86 [8] (0:11.11) | 0:34.75 [12] (0:11.16) | 0:23.59 [12] (0:11.28) | 0:12.30 [13] (0:12.30) |
| Average Speed [km/h] | 39.6 | 66.7 | 66.3 | 63.8 | 58.6 |
| Top Speed [km/h] | 63.7 | 68.1 | 66.8 | 66.8 | 61.6 |
| Avg. Dist. to Rail [m] | 10.5 | 9.0 | 6.5 | 10.1 | 11.2 |
| Avg. Stride Freq. [Hz] | 2.4 | 2.6 | 2.6 | 2.5 | 2.4 |
| Avg. Stride Length [m] | 4.6 | 7.1 | 7.2 | 6.9 | 6.7 |



- [] Ranking at each section and finish
- :-:- No data available at this section
- NA No data available

| | |
|--------------------------------|----------------------------|
| Horse/Jockey Name | MAY'S WEST/Sophie Mitchell |
| Finish Rank | 14 |
| Fastest Section Time (Section) | 0:10.91 (L800) |
| Top Speed [km/h] (Section) | 69.4 (L800) |
| Race State | Finished |



Thomas Farms RC Murray Bridge SA - Professional

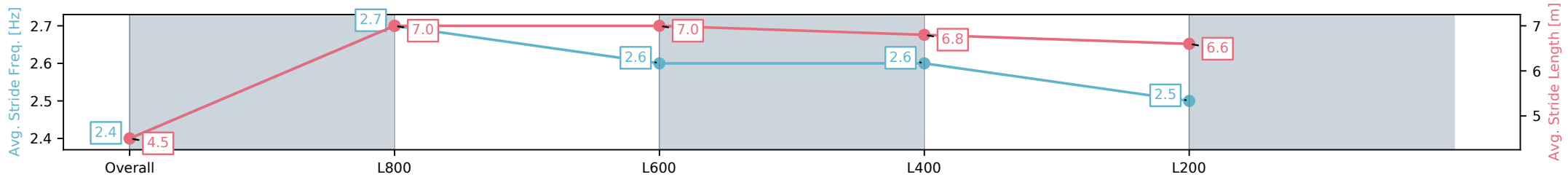
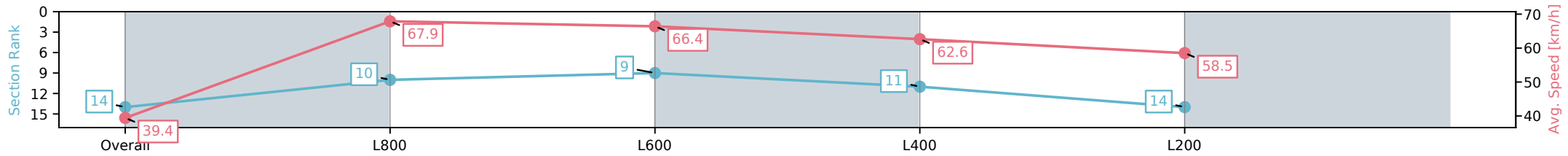
Race 6: Bianco NXT Benchmark 56 Handicap - 900m

13 November 2024 - 4:16PM

Track Rating: Good 4, Weather: Fine, Rail Position: +7m 1200m Chute, +10m Remainder



| Section | Overall | L800 | L600 | L400 | L200 |
|------------------------|---------------------------|---------------------------|--------------------------|---------------------------|---------------------------|
| Section Times | 0:55.05 [14] (0:09.16) | 0:45.89 [10] (0:10.91) | 0:34.98 [9] (0:11.19) | 0:23.79 [11] (0:11.49) | 0:12.30 [14] (0:12.30) |
| Average Speed [km/h] | 39.4 | 67.9 | 66.4 | 62.6 | 58.5 |
| Top Speed [km/h] | 62.9 | 69.3 | 69.4 | 64.2 | 61.5 |
| Avg. Dist. to Rail [m] | 10.0 | 9.0 | 7.8 | 10.8 | 12.2 |
| Avg. Stride Freq. [Hz] | 2.4 | 2.7 | 2.6 | 2.6 | 2.5 |
| Avg. Stride Length [m] | 4.5 | 7.0 | 7.0 | 6.8 | 6.6 |



- [] Ranking at each section and finish
- :-:- No data available at this section
- NA No data available