



RACINGSA

Thomas Farms RC Murray Bridge SA

Race 5: Vinidex & Philmac NMW-LY Handicap (Benchmark 62) (Heat of the Sportsbet Restricted Series) - 1800m

13 November 2024 - 3:40PM



Murray Bridge
Racing Club

Track Rating: Good 4, Weather: Fine, Rail Position: +7m 1200m Chute, +10m Remainder

Section								Overall	L1600	L1400	L1200	L1000	L800		
Field Times								1:52.76 (0:15.73)	1:37.03 (0:11.81)	1:25.22 (0:12.21)	1:13.01 (0:12.28)	1:00.72 (0:12.31)	0:48.40 (0:12.03)		
Position	#	Horse/Jockey	Barrier	Top Speed [km/h]	Fastest Section	First 400m								Distance Travelled From Winner [m]	
1	10	EVENTUALLY Kayla Crowther	9	64.1 1000-800	0:11.52 400-200	0:28.53	1:52.76 (0:16.59)	1:36.17 [8] (0:11.94)	1:24.23 [7] (0:12.21)	1:12.02 [7] (0:12.31)	0:59.71 [7] (0:12.23)	0:47.48 [7] (0:11.79)			
2	12	HIT THE SLOPES Jessica Eaton	3	63.2 600-400	0:11.77 1600-1400	0:27.63	1:52.93 (0:15.86)	1:37.07 [2] (0:11.77)	1:25.30 [2] (0:12.23)	1:13.07 [2] (0:12.30)	1:00.77 [2] (0:12.24)	0:48.53 [2] (0:11.99)	-3		
3	11	JAYWICK Brooke King	5	64.3 800-600	0:11.74 400-200	0:28.03	1:53.05 (0:16.18)	1:36.87 [4] (0:11.85)	1:25.02 [4] (0:12.17)	1:12.85 [3] (0:12.36)	1:00.49 [3] (0:12.27)	0:48.22 [4] (0:11.92)	-2		
4	7	MANDINO Lachlan Neindorf	2	63.4 800-600	0:11.71 600-400	0:28.02	1:53.41 (0:16.07)	1:37.34 [3] (0:11.95)	1:25.39 [3] (0:12.18)	1:13.21 [4] (0:12.39)	1:00.82 [4] (0:12.19)	0:48.63 [3] (0:11.92)	-8		
5	9	SAVATOFF Jake Toeroek	6	63.8 1000-800	0:11.80 600-400	0:28.25	1:53.58 (0:16.28)	1:37.30 [5] (0:11.97)	1:25.33 [5] (0:12.17)	1:13.16 [5] (0:12.43)	1:00.73 [6] (0:12.18)	0:48.55 [5] (0:11.91)	-6		
6	6	MR TRAFFICANTI Ben Price	8	64.1 1000-800	0:11.76 800-600	0:28.32	1:53.60 (0:16.40)	1:37.20 [6] (0:11.92)	1:25.28 [6] (0:12.19)	1:13.09 [6] (0:12.33)	1:00.76 [5] (0:12.30)	0:48.46 [6] (0:11.76)	-2		
7	8	A TOUCH FROSTY Manoel Nunes	11	65.1 800-600	0:11.67 600-400	0:28.78	1:53.63 (0:16.71)	1:36.92 [9] (0:12.07)	1:24.85 [9] (0:12.28)	1:12.56 [9] (0:12.32)	1:00.24 [9] (0:12.24)	0:48.00 [9] (0:11.74)	-4		
8	4	ENCIPHERING Samuel Payne	10	64.5 800-600	0:11.78 600-400	0:28.54	1:53.63 (0:16.51)	1:37.12 [7] (0:12.03)	1:25.09 [8] (0:12.20)	1:12.89 [8] (0:12.36)	1:00.53 [8] (0:12.23)	0:48.30 [8] (0:11.86)	-4		
9	2	ESKY Jason Holder	13	65.1 1000-800	0:11.75 600-400	0:28.98	1:54.00 (0:16.81)	1:37.19 [10] (0:12.17)	1:25.02 [10] (0:12.40)	1:12.62 [10] (0:12.22)	1:00.40 [11] (0:12.19)	0:48.21 [11] (0:11.81)	-3		
10	13	APPLIED Stacey Metcalfe	7	63.1 800-600	0:11.85 400-200	0:29.07	1:54.11 (0:16.85)	1:37.26 [11] (0:12.22)	1:25.04 [11] (0:12.39)	1:12.65 [11] (0:12.13)	1:00.52 [10] (0:12.19)	0:48.33 [10] (0:12.00)	-7		

Scratched: Dazzling Prospect (#3)

- [] Position in running at each section and finish
- #: Saddle cloth number
- :--:-- No data available at this section
- DNF Did not finish
- NA No data available
- DNT Did not track
- █ Background shading for fastest section



RACINGSA

Thomas Farms RC Murray Bridge SA

Race 5: Vinindex & Philmac NMW-LY Handicap (Benchmark 62) (Heat of the Sportsbet Restricted Series) - 1800m

13 November 2024 - 3:40PM

Track Rating: Good 4, Weather: Fine, Rail Position: +7m 1200m Chute, +10m Remainder



Murray Bridge
Racing Club

Section Field Times							Overall	L1600	L1400	L1200	L1000	L800	
							1:52.76 (0:15.73)	1:37.03 (0:11.81)	1:25.22 (0:12.21)	1:13.01 (0:12.28)	1:00.72 (0:12.31)	0:48.40 (0:12.03)	
Position	#	Horse/Jockey	Barrier	Top Speed [km/h]	Fastest Section	First 400m							Distance Travelled From Winner [m]
11	1	DJANGO EXPRESS	12	65.8	0:11.65	0:29.26	1:54.49	1:37.43 [12]	1:25.23 [12]	1:12.80 [12]	1:00.66 [12]	0:48.57 [12]	+0
		Alana Livesey		800-600	600-400		(0:17.06)	(0:12.20)	(0:12.43)	(0:12.14)	(0:12.09)	(0:11.71)	
12	5	HOBO BOB	4	61.7	0:11.81	0:27.53	1:54.74	1:39.02 [1]	1:27.21 [1]	1:14.99 [1]	1:02.70 [1]	0:50.39 [1]	-7
		Felicity Atkinson		1000-800	1600-1400		(0:15.72)	(0:11.81)	(0:12.22)	(0:12.28)	(0:12.31)	(0:12.09)	

Scratched: Dazzling Prospect (#3)

- [] Position in running at each section and finish
- #: Saddle cloth number
- :--:-- No data available at this section
- DNF Did not finish
- NA No data available
- DNT Did not track
- █ Background shading for fastest section



RACINGSA

Thomas Farms RC Murray Bridge SA

Race 5: Vinidex & Philmac NMW-LY Handicap (Benchmark 62) (Heat of the Sportsbet Restricted Series) - 1800m

13 November 2024 - 3:40PM

Track Rating: Good 4, Weather: Fine, Rail Position: +7m 1200m Chute, +10m Remainder



Murray Bridge
Racing Club

Section

Field Times

L600	L400	L200
0:36.37	0:24.49	0:12.63
(0:11.88)	(0:11.86)	(0:12.63)

Position	#	Horse/Jockey	Barrier	Top Speed [km/h]	Fastest Section	First 400m	L600	L400	L200	Margin	Distance Travelled From Winner [m]
1	10	EVENTUALLY Kayla Crowther	9	64.1 1000-800	0:11.52 400-200	0:28.53	0:35.69 [7] (0:11.77)	0:23.92 [7] (0:11.52)	0:12.40 [4] (0:12.40)	1:52.76	
2	12	HIT THE SLOPES Jessica Eaton	3	63.2 600-400	0:11.77 1600-1400	0:27.63	0:36.54 [1] (0:11.87)	0:24.67 [1] (0:11.87)	0:12.80 [1] (0:12.80)	1.08L	-3
3	11	JAYWICK Brooke King	5	64.3 800-600	0:11.74 400-200	0:28.03	0:36.30 [4] (0:11.81)	0:24.49 [4] (0:11.74)	0:12.75 [2] (0:12.75)	1.84L	-2
4	7	MANDINO Lachlan Neindorf	2	63.4 800-600	0:11.71 600-400	0:28.02	0:36.71 [3] (0:11.71)	0:25.00 [2] (0:11.92)	0:13.08 [3] (0:13.08)	4.12L	-8
5	9	SAVATOFF Jake Toeroek	6	63.8 1000-800	0:11.80 600-400	0:28.25	0:36.64 [6] (0:11.80)	0:24.84 [5] (0:12.00)	0:12.84 [6] (0:12.84)	5.19L	-6
6	6	MR TRAFFICANTI Ben Price	8	64.1 1000-800	0:11.76 800-600	0:28.32	0:36.70 [5] (0:11.92)	0:24.78 [6] (0:11.90)	0:12.88 [5] (0:12.88)	5.3L	-2
7	8	A TOUCH FROSTY Manoel Nunes	11	65.1 800-600	0:11.67 600-400	0:28.78	0:36.26 [9] (0:11.67)	0:24.59 [9] (0:11.71)	0:12.88 [7] (0:12.88)	5.47L	-4
8	4	ENCIPHERING Samuel Payne	10	64.5 800-600	0:11.78 600-400	0:28.54	0:36.44 [8] (0:11.78)	0:24.66 [8] (0:11.84)	0:12.82 [8] (0:12.82)	5.5L	-4
9	2	ESKY Jason Holder	13	65.1 1000-800	0:11.75 600-400	0:28.98	0:36.40 [10] (0:11.75)	0:24.65 [11] (0:11.93)	0:12.72 [10] (0:12.72)	7.86L	-3
10	13	APPLIED Stacey Metcalfe	7	63.1 800-600	0:11.85 400-200	0:29.07	0:36.33 [12] (0:11.86)	0:24.47 [12] (0:11.85)	0:12.62 [12] (0:12.62)	8.54L	-7

Scratched: Dazzling Prospect (#3)

- [] Position in running at each section and finish
- #: Saddle cloth number
- :-:-- No data available at this section
- DNF Did not finish
- NA No data available
- DNT Did not track
- █ Background shading for fastest section



RACINGSA

Thomas Farms RC Murray Bridge SA

Race 5: Vinindex & Philmac NMW-LY Handicap (Benchmark 62) (Heat of the Sportsbet Restricted Series) - 1800m

13 November 2024 - 3:40PM

Track Rating: Good 4, Weather: Fine, Rail Position: +7m 1200m Chute, +10m Remainder



Murray Bridge
Racing Club

Section

Field Times

L600	L400	L200
0:36.37	0:24.49	0:12.63
(0:11.88)	(0:11.86)	(0:12.63)

Position	#	Horse/Jockey	Barrier	Top Speed [km/h]	Fastest Section	First 400m	L600	L400	L200	Margin	Distance Travelled From Winner [m]
11	1	DJANGO EXPRESS	12	65.8	0:11.65	0:29.26	0:36.86 [11]	0:25.21 [10]	0:13.19 [11]	10.94L	+0
		Alana Livesey		800-600	600-400		(0:11.65)	(0:12.02)	(0:13.19)		
12	5	HOBO BOB	4	61.7	0:11.81	0:27.53	0:38.30 [2]	0:26.29 [3]	0:13.73 [9]	12.49L	-7
		Felicity Atkinson		1000-800	1600-1400		(0:12.01)	(0:12.56)	(0:13.73)		

Scratched: Dazzling Prospect (#3)

- [] Position in running at each section and finish
- #: Saddle cloth number
- :--- No data available at this section
- DNF** Did not finish
- NA** No data available
- DNT** Did not track
- █ Background shading for fastest section

Horse/Jockey Name	EVENTUALLY/Kayla Crowther
Finish Rank	1
Fastest Section Time (Section)	0:11.52 (L400)
Top Speed [km/h] (Section)	64.1 (L1000)
Race State	Finished



Thomas Farms RC Murray Bridge SA - Professional

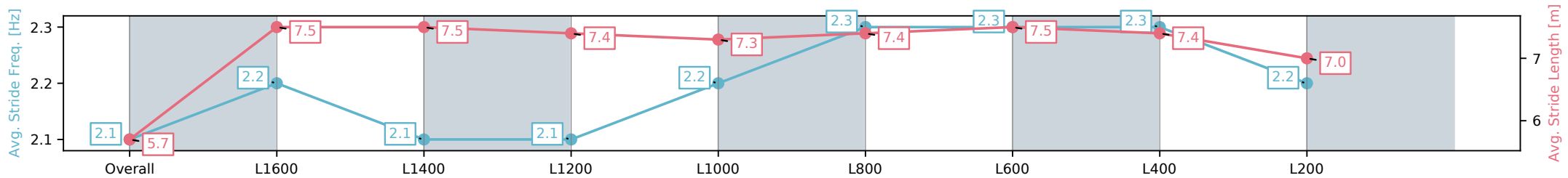
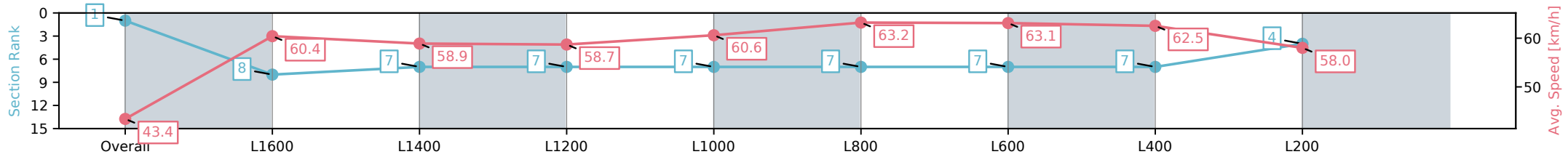
Race 5: Vinidex & Philmac NMW-LY Handicap (Benchmark 62) (Heat of the Sportsbet Restricted Series) - 1800m



13 November 2024 - 3:40PM

Track Rating: Good 4, Weather: Fine, Rail Position: +7m 1200m Chute, +10m Remainder

Section	Overall	L1600	L1400	L1200	L1000	L800	L600	L400	L200
Section Times	1:52.76 [1] (0:16.59)	1:36.17 [8] (0:11.94)	1:24.23 [7] (0:12.21)	1:12.02 [7] (0:12.31)	0:59.71 [7] (0:12.23)	0:47.48 [7] (0:11.79)	0:35.69 [7] (0:11.77)	0:23.92 [7] (0:11.52)	0:12.40 [4] (0:12.40)
Average Speed [km/h]	43.4	60.4	58.9	58.7	60.6	63.2	63.1	62.5	58.0
Top Speed [km/h]	60.4	62.1	59.7	59.5	61.6	64.1	63.9	64.0	60.7
Avg. Dist. to Rail [m]	7.0	1.9	2.5	2.9	5.6	6.9	8.0	10.1	8.8
Avg. Stride Freq. [Hz]	2.1	2.2	2.1	2.1	2.2	2.3	2.3	2.3	2.2
Avg. Stride Length [m]	5.7	7.5	7.5	7.4	7.3	7.4	7.5	7.4	7.0



[] Ranking at each section and finish
 -:-:- No data available at this section
 NA No data available

Horse/Jockey Name	HIT THE SLOPES/Jessica Eaton
Finish Rank	2
Fastest Section Time (Section)	0:11.77 (L1600)
Top Speed [km/h] (Section)	63.2 (L600)
Race State	Finished



Thomas Farms RC Murray Bridge SA - Professional

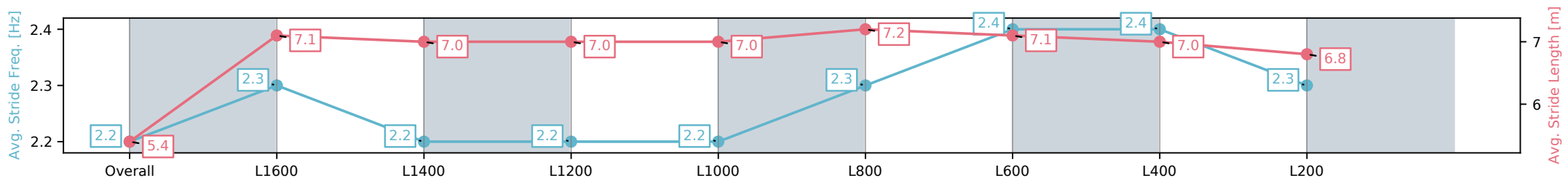
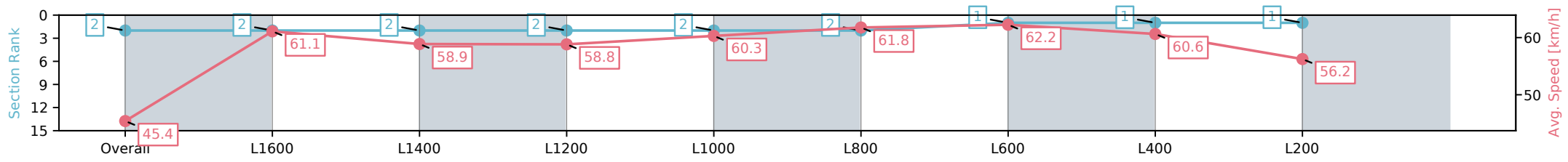
Race 5: Vinidex & Philmac NMW-LY Handicap (Benchmark 62) (Heat of the Sportsbet Restricted Series) - 1800m



13 November 2024 - 3:40PM

Track Rating: Good 4, Weather: Fine, Rail Position: +7m 1200m Chute, +10m Remainder

Section	Overall	L1600	L1400	L1200	L1000	L800	L600	L400	L200
Section Times	1:52.93 [2] (0:15.86)	1:37.07 [2] (0:11.77)	1:25.30 [2] (0:12.23)	1:13.07 [2] (0:12.30)	1:00.77 [2] (0:12.24)	0:48.53 [2] (0:11.99)	0:36.54 [1] (0:11.87)	0:24.67 [1] (0:11.87)	0:12.80 [1] (0:12.80)
Average Speed [km/h]	45.4	61.1	58.9	58.8	60.3	61.8	62.2	60.6	56.2
Top Speed [km/h]	61.5	62.0	59.5	59.4	61.5	62.7	63.1	63.2	58.3
Avg. Dist. to Rail [m]	4.5	1.7	1.8	2.3	5.0	5.4	6.2	7.1	8.2
Avg. Stride Freq. [Hz]	2.2	2.3	2.2	2.2	2.2	2.3	2.4	2.4	2.3
Avg. Stride Length [m]	5.4	7.1	7.0	7.0	7.0	7.2	7.1	7.0	6.8



[] Ranking at each section and finish
 -:-:- No data available at this section
 NA No data available

Horse/Jockey Name	JAYWICK/Brooke King
Finish Rank	3
Fastest Section Time (Section)	0:11.74 (L400)
Top Speed [km/h] (Section)	64.3 (L800)
Race State	Finished



Thomas Farms RC Murray Bridge SA - Professional

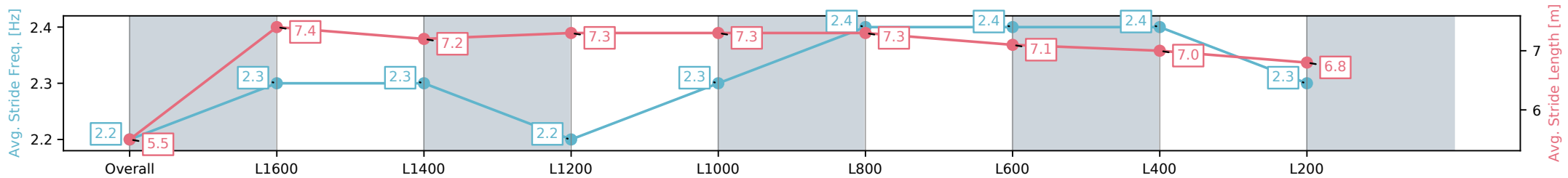
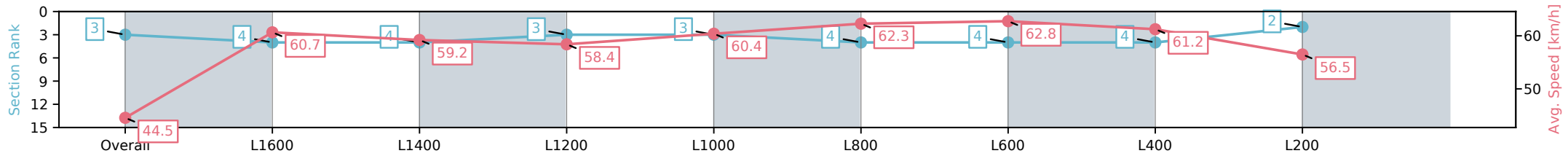
Race 5: Vinidex & Philmac NMW-LY Handicap (Benchmark 62) (Heat of the Sportsbet Restricted Series) - 1800m



13 November 2024 - 3:40PM

Track Rating: Good 4, Weather: Fine, Rail Position: +7m 1200m Chute, +10m Remainder

Section	Overall	L1600	L1400	L1200	L1000	L800	L600	L400	L200
Section Times	1:53.05 [3] (0:16.18)	1:36.87 [4] (0:11.85)	1:25.02 [4] (0:12.17)	1:12.85 [3] (0:12.36)	1:00.49 [3] (0:12.27)	0:48.22 [4] (0:11.92)	0:36.30 [4] (0:11.81)	0:24.49 [4] (0:11.74)	0:12.75 [2] (0:12.75)
Average Speed [km/h]	44.5	60.7	59.2	58.4	60.4	62.3	62.8	61.2	56.5
Top Speed [km/h]	60.5	60.9	60.2	59.6	61.0	63.0	64.3	62.8	59.8
Avg. Dist. to Rail [m]	4.8	1.8	2.0	2.6	5.5	6.2	7.2	9.4	9.1
Avg. Stride Freq. [Hz]	2.2	2.3	2.3	2.2	2.3	2.4	2.4	2.4	2.3
Avg. Stride Length [m]	5.5	7.4	7.2	7.3	7.3	7.3	7.1	7.0	6.8



[] Ranking at each section and finish
 -:-:- No data available at this section
 NA No data available

Horse/Jockey Name	MANDINO/Lachlan Neindorf
Finish Rank	4
Fastest Section Time (Section)	0:11.71 (L600)
Top Speed [km/h] (Section)	63.4 (L800)
Race State	Finished



Thomas Farms RC Murray Bridge SA - Professional

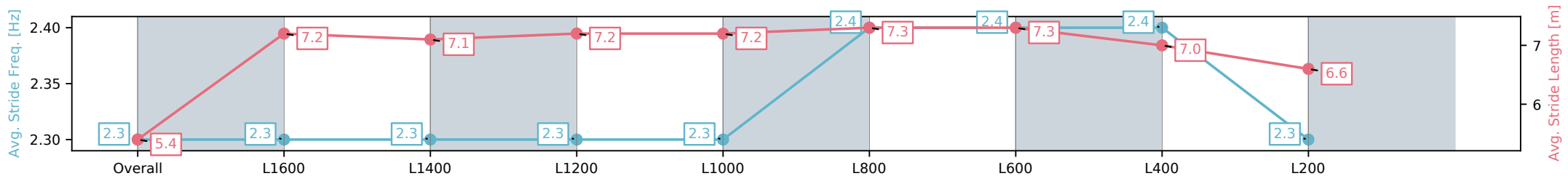
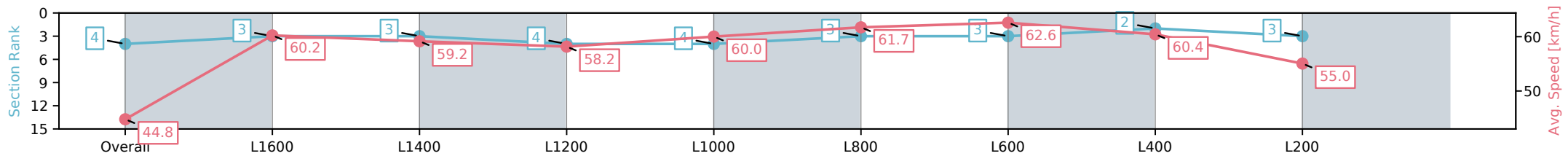
Race 5: Vinidex & Philmac NMW-LY Handicap (Benchmark 62) (Heat of the Sportsbet Restricted Series) - 1800m



13 November 2024 - 3:40PM

Track Rating: Good 4, Weather: Fine, Rail Position: +7m 1200m Chute, +10m Remainder

Section	Overall	L1600	L1400	L1200	L1000	L800	L600	L400	L200
Section Times	1:53.41 [4] (0:16.07)	1:37.34 [3] (0:11.95)	1:25.39 [3] (0:12.18)	1:13.21 [4] (0:12.39)	1:00.82 [4] (0:12.19)	0:48.63 [3] (0:11.92)	0:36.71 [3] (0:11.71)	0:25.00 [2] (0:11.92)	0:13.08 [3] (0:13.08)
Average Speed [km/h]	44.8	60.2	59.2	58.2	60.0	61.7	62.6	60.4	55.0
Top Speed [km/h]	59.9	61.2	59.5	59.4	60.9	63.1	63.4	61.9	58.8
Avg. Dist. to Rail [m]	2.8	0.2	0.2	0.7	3.3	4.0	5.0	7.0	6.4
Avg. Stride Freq. [Hz]	2.3	2.3	2.3	2.3	2.3	2.4	2.4	2.4	2.3
Avg. Stride Length [m]	5.4	7.2	7.1	7.2	7.2	7.3	7.3	7.0	6.6



- [] Ranking at each section and finish
- :-:- No data available at this section
- NA No data available

Horse/Jockey Name	SAVATOFF/Jake Toeroek
Finish Rank	5
Fastest Section Time (Section)	0:11.80 (L600)
Top Speed [km/h] (Section)	63.8 (L1000)
Race State	Finished



Thomas Farms RC Murray Bridge SA - Professional

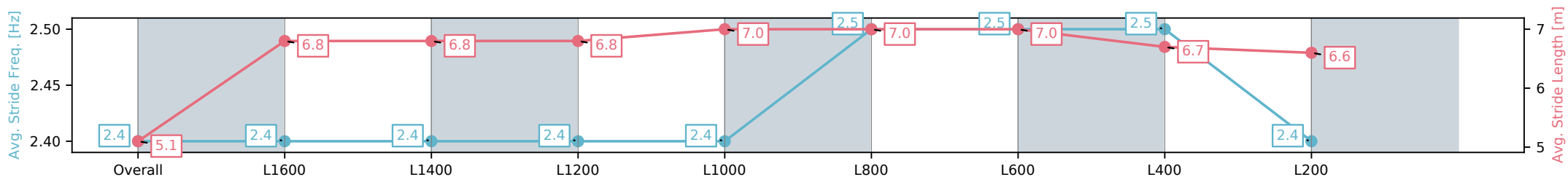
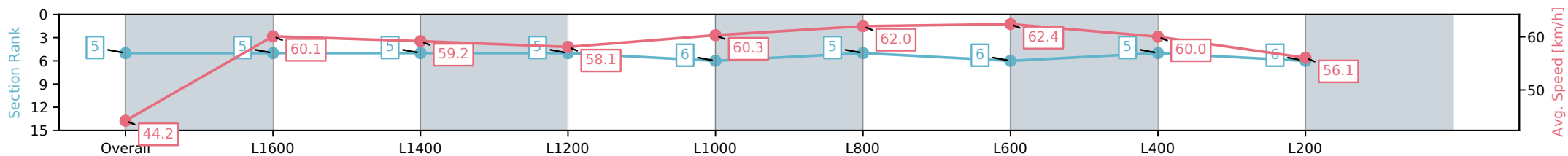
Race 5: Vinidex & Philmac NMW-LY Handicap (Benchmark 62) (Heat of the Sportsbet Restricted Series) - 1800m



13 November 2024 - 3:40PM

Track Rating: Good 4, Weather: Fine, Rail Position: +7m 1200m Chute, +10m Remainder

Section	Overall	L1600	L1400	L1200	L1000	L800	L600	L400	L200
Section Times	1:53.58 [5] (0:16.28)	1:37.30 [5] (0:11.97)	1:25.33 [5] (0:12.17)	1:13.16 [5] (0:12.43)	1:00.73 [6] (0:12.18)	0:48.55 [5] (0:11.91)	0:36.64 [6] (0:11.80)	0:24.84 [5] (0:12.00)	0:12.84 [6] (0:12.84)
Average Speed [km/h]	44.2	60.1	59.2	58.1	60.3	62.0	62.4	60.0	56.1
Top Speed [km/h]	60.3	61.2	59.5	59.2	61.6	63.8	63.6	61.2	58.0
Avg. Dist. to Rail [m]	4.9	1.0	1.3	1.8	4.0	5.0	6.0	7.4	7.9
Avg. Stride Freq. [Hz]	2.4	2.4	2.4	2.4	2.4	2.5	2.5	2.5	2.4
Avg. Stride Length [m]	5.1	6.8	6.8	6.8	7.0	7.0	7.0	6.7	6.6



- [] Ranking at each section and finish
- :-:- No data available at this section
- NA No data available

Horse/Jockey Name	MR TRAFFICANTI/Ben Price
Finish Rank	6
Fastest Section Time (Section)	0:11.76 (L800)
Top Speed [km/h] (Section)	64.1 (L1000)
Race State	Finished



Thomas Farms RC Murray Bridge SA - Professional

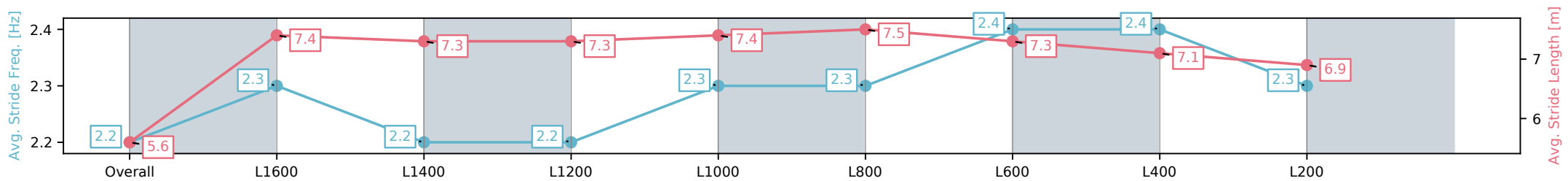
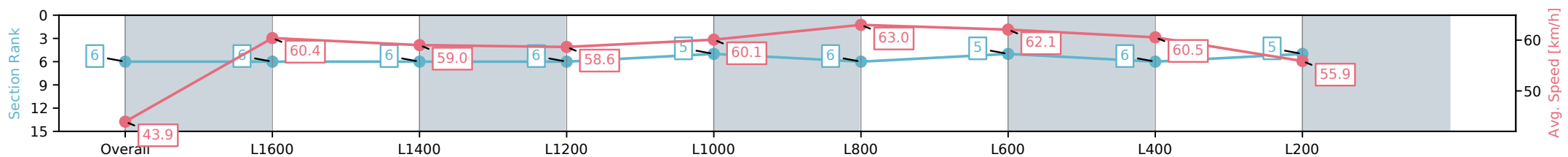
Race 5: Vinidex & Philmac NMW-LY Handicap (Benchmark 62) (Heat of the Sportsbet Restricted Series) - 1800m



13 November 2024 - 3:40PM

Track Rating: Good 4, Weather: Fine, Rail Position: +7m 1200m Chute, +10m Remainder

Section	Overall	L1600	L1400	L1200	L1000	L800	L600	L400	L200
Section Times	1:53.60 [6] (0:16.40)	1:37.20 [6] (0:11.92)	1:25.28 [6] (0:12.19)	1:13.09 [6] (0:12.33)	1:00.76 [5] (0:12.30)	0:48.46 [6] (0:11.76)	0:36.70 [5] (0:11.92)	0:24.78 [6] (0:11.90)	0:12.88 [5] (0:12.88)
Average Speed [km/h]	43.9	60.4	59.0	58.6	60.1	63.0	62.1	60.5	55.9
Top Speed [km/h]	60.5	61.6	59.4	59.4	61.1	64.1	63.9	62.4	58.7
Avg. Dist. to Rail [m]	6.1	1.5	2.1	2.5	5.2	5.5	7.1	9.4	9.7
Avg. Stride Freq. [Hz]	2.2	2.3	2.2	2.2	2.3	2.3	2.4	2.4	2.3
Avg. Stride Length [m]	5.6	7.4	7.3	7.3	7.4	7.5	7.3	7.1	6.9



[] Ranking at each section and finish
 -:-:- No data available at this section
 NA No data available

Horse/Jockey Name	A TOUCH FROSTY/Manoel Nunes
Finish Rank	7
Fastest Section Time (Section)	0:11.67 (L600)
Top Speed [km/h] (Section)	65.1 (L800)
Race State	Finished



Thomas Farms RC Murray Bridge SA - Professional

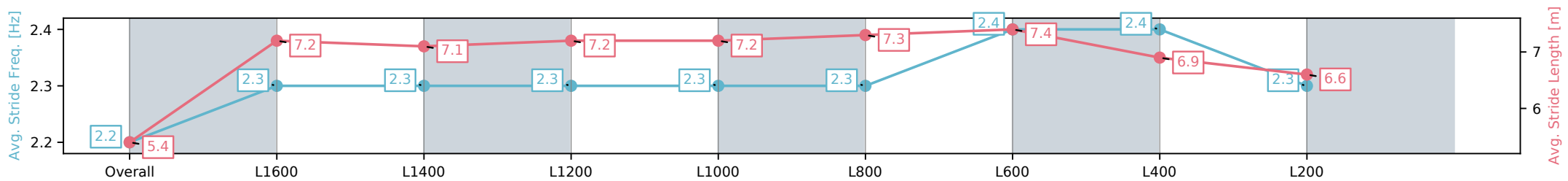
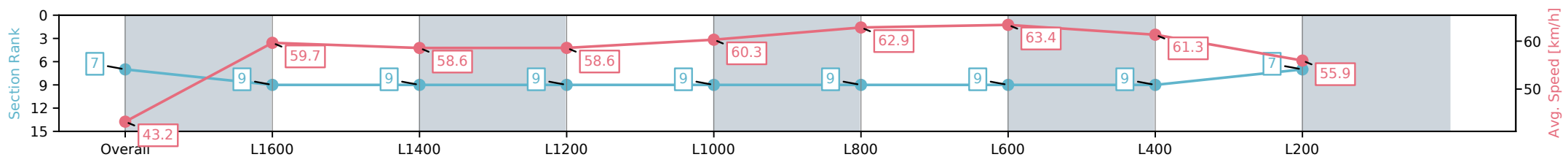
Race 5: Vinidex & Philmac NMW-LY Handicap (Benchmark 62) (Heat of the Sportsbet Restricted Series) - 1800m



13 November 2024 - 3:40PM

Track Rating: Good 4, Weather: Fine, Rail Position: +7m 1200m Chute, +10m Remainder

Section	Overall	L1600	L1400	L1200	L1000	L800	L600	L400	L200
Section Times	1:53.63 [7] (0:16.71)	1:36.92 [9] (0:12.07)	1:24.85 [9] (0:12.28)	1:12.56 [9] (0:12.32)	1:00.24 [9] (0:12.24)	0:48.00 [9] (0:11.74)	0:36.26 [9] (0:11.67)	0:24.59 [9] (0:11.71)	0:12.88 [7] (0:12.88)
Average Speed [km/h]	43.2	59.7	58.6	58.6	60.3	62.9	63.4	61.3	55.9
Top Speed [km/h]	59.0	61.1	59.8	59.5	62.3	64.4	65.1	63.1	59.6
Avg. Dist. to Rail [m]	7.9	1.6	1.8	2.1	4.7	5.0	6.8	11.8	12.7
Avg. Stride Freq. [Hz]	2.2	2.3	2.3	2.3	2.3	2.3	2.4	2.4	2.3
Avg. Stride Length [m]	5.4	7.2	7.1	7.2	7.2	7.3	7.4	6.9	6.6



[] Ranking at each section and finish
 -:-:- No data available at this section
 NA No data available

Horse/Jockey Name	ENCIPHERING/Samuel Payne
Finish Rank	8
Fastest Section Time (Section)	0:11.78 (L600)
Top Speed [km/h] (Section)	64.5 (L800)
Race State	Finished



Thomas Farms RC Murray Bridge SA - Professional

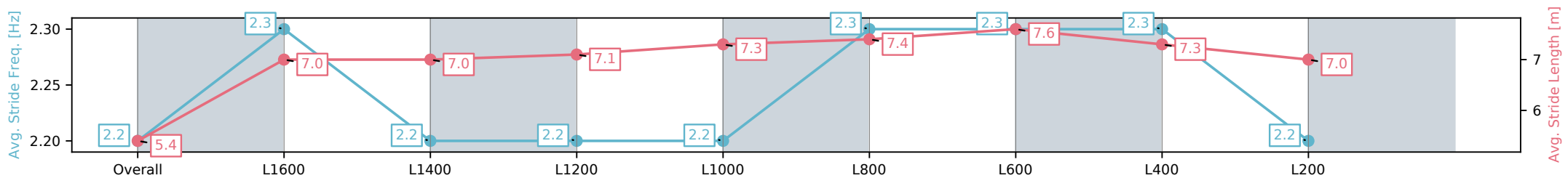
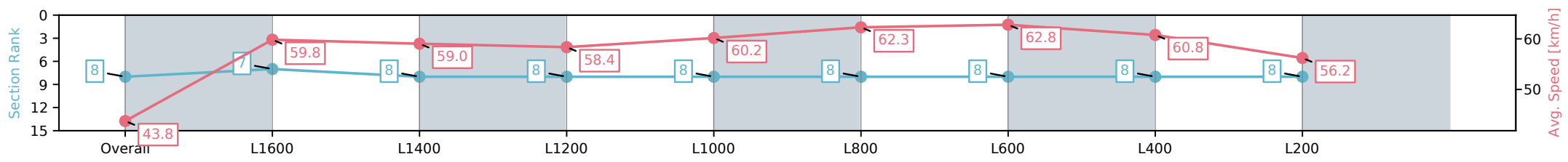
Race 5: Vinidex & Philmac NMW-LY Handicap (Benchmark 62) (Heat of the Sportsbet Restricted Series) - 1800m



13 November 2024 - 3:40PM

Track Rating: Good 4, Weather: Fine, Rail Position: +7m 1200m Chute, +10m Remainder

Section	Overall	L1600	L1400	L1200	L1000	L800	L600	L400	L200
Section Times	1:53.63 [8] (0:16.51)	1:37.12 [7] (0:12.03)	1:25.09 [8] (0:12.20)	1:12.89 [8] (0:12.36)	1:00.53 [8] (0:12.23)	0:48.30 [8] (0:11.86)	0:36.44 [8] (0:11.78)	0:24.66 [8] (0:11.84)	0:12.82 [8] (0:12.82)
Average Speed [km/h]	43.8	59.8	59.0	58.4	60.2	62.3	62.8	60.8	56.2
Top Speed [km/h]	60.7	61.3	60.1	59.3	62.0	64.1	64.5	62.6	58.9
Avg. Dist. to Rail [m]	6.5	0.6	1.0	1.4	4.1	5.5	6.6	10.4	10.3
Avg. Stride Freq. [Hz]	2.2	2.3	2.2	2.2	2.2	2.3	2.3	2.3	2.2
Avg. Stride Length [m]	5.4	7.0	7.0	7.1	7.3	7.4	7.6	7.3	7.0



[] Ranking at each section and finish
 -:-:- No data available at this section
 NA No data available

Horse/Jockey Name	ESKY/Jason Holder
Finish Rank	9
Fastest Section Time (Section)	0:11.75 (L600)
Top Speed [km/h] (Section)	65.1 (L1000)
Race State	Finished



Thomas Farms RC Murray Bridge SA - Professional

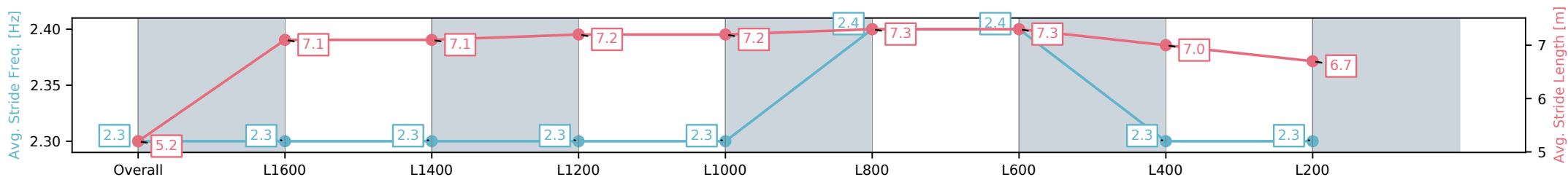
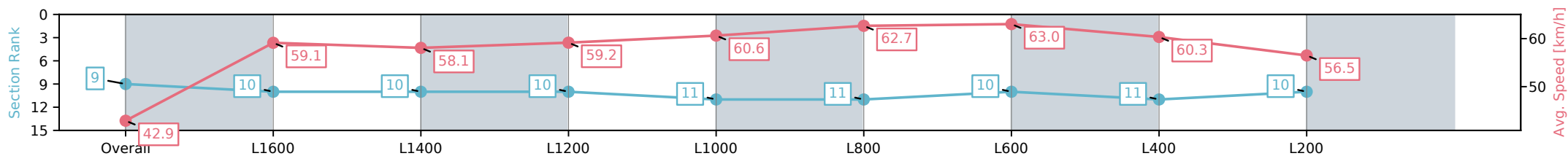
Race 5: Vinidex & Philmac NMW-LY Handicap (Benchmark 62) (Heat of the Sportsbet Restricted Series) - 1800m



13 November 2024 - 3:40PM

Track Rating: Good 4, Weather: Fine, Rail Position: +7m 1200m Chute, +10m Remainder

Section	Overall	L1600	L1400	L1200	L1000	L800	L600	L400	L200
Section Times	1:54.00 [9] (0:16.81)	1:37.19 [10] (0:12.17)	1:25.02 [10] (0:12.40)	1:12.62 [10] (0:12.22)	1:00.40 [11] (0:12.19)	0:48.21 [11] (0:11.81)	0:36.40 [10] (0:11.75)	0:24.65 [11] (0:11.93)	0:12.72 [10] (0:12.72)
Average Speed [km/h]	42.9	59.1	58.1	59.2	60.6	62.7	63.0	60.3	56.5
Top Speed [km/h]	60.7	61.8	59.7	59.9	62.6	65.1	64.9	62.4	58.9
Avg. Dist. to Rail [m]	9.4	2.9	2.5	2.9	5.2	5.7	6.9	9.3	10.1
Avg. Stride Freq. [Hz]	2.3	2.3	2.3	2.3	2.3	2.4	2.4	2.3	2.3
Avg. Stride Length [m]	5.2	7.1	7.1	7.2	7.2	7.3	7.3	7.0	6.7



- [] Ranking at each section and finish
- :-:- No data available at this section
- NA No data available

Horse/Jockey Name	APPLIED/Stacey Metcalfe
Finish Rank	10
Fastest Section Time (Section)	0:11.85 (L400)
Top Speed [km/h] (Section)	63.1 (L800)
Race State	Finished



Thomas Farms RC Murray Bridge SA - Professional

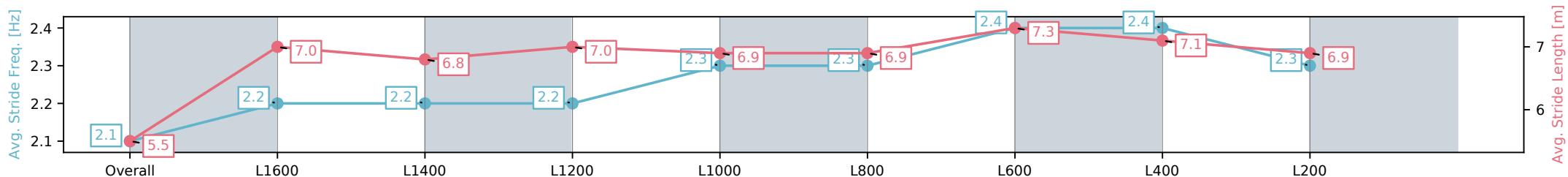
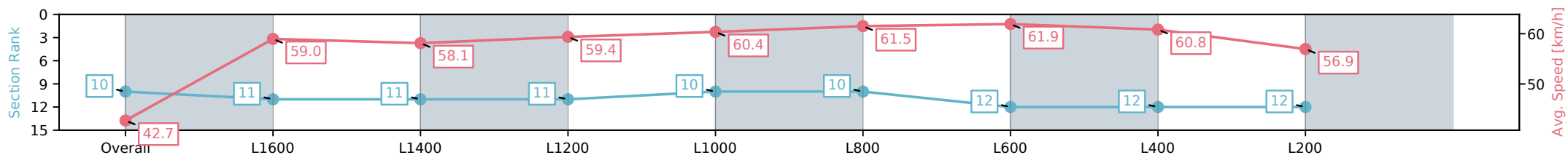
Race 5: Vinidex & Philmac NMW-LY Handicap (Benchmark 62) (Heat of the Sportsbet Restricted Series) - 1800m



13 November 2024 - 3:40PM

Track Rating: Good 4, Weather: Fine, Rail Position: +7m 1200m Chute, +10m Remainder

Section	Overall	L1600	L1400	L1200	L1000	L800	L600	L400	L200
Section Times	1:54.11 [10] (0:16.85)	1:37.26 [11] (0:12.22)	1:25.04 [11] (0:12.39)	1:12.65 [11] (0:12.13)	1:00.52 [10] (0:12.19)	0:48.33 [10] (0:12.00)	0:36.33 [12] (0:11.86)	0:24.47 [12] (0:11.85)	0:12.62 [12] (0:12.62)
Average Speed [km/h]	42.7	59.0	58.1	59.4	60.4	61.5	61.9	60.8	56.9
Top Speed [km/h]	58.1	60.4	59.4	59.8	61.6	62.2	63.1	61.7	59.5
Avg. Dist. to Rail [m]	4.6	0.6	1.0	1.5	4.2	4.6	5.3	8.0	8.2
Avg. Stride Freq. [Hz]	2.1	2.2	2.2	2.2	2.3	2.3	2.4	2.4	2.3
Avg. Stride Length [m]	5.5	7.0	6.8	7.0	6.9	6.9	7.3	7.1	6.9



- [] Ranking at each section and finish
- :-:- No data available at this section
- NA No data available

Horse/Jockey Name	DJANGO EXPRESS/Alana Livesey
Finish Rank	11
Fastest Section Time (Section)	0:11.65 (L600)
Top Speed [km/h] (Section)	65.8 (L800)
Race State	Finished



Thomas Farms RC Murray Bridge SA - Professional

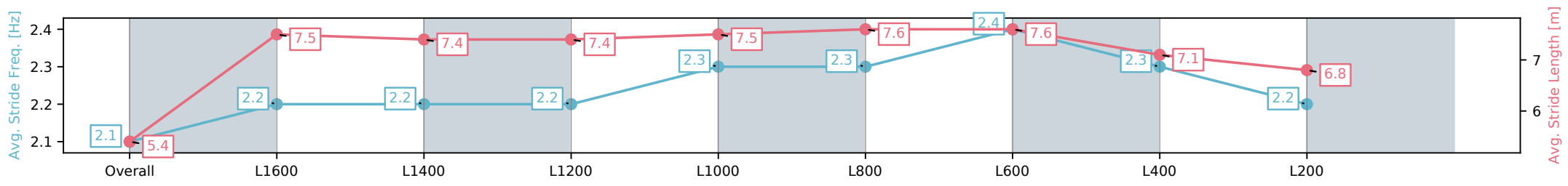
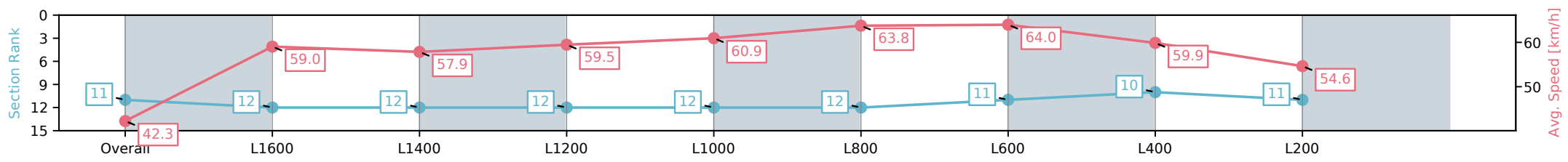
Race 5: Vinidex & Philmac NMW-LY Handicap (Benchmark 62) (Heat of the Sportsbet Restricted Series) - 1800m



13 November 2024 - 3:40PM

Track Rating: Good 4, Weather: Fine, Rail Position: +7m 1200m Chute, +10m Remainder

Section	Overall	L1600	L1400	L1200	L1000	L800	L600	L400	L200
Section Times	1:54.49 [11] (0:17.06)	1:37.43 [12] (0:12.20)	1:25.23 [12] (0:12.43)	1:12.80 [12] (0:12.14)	1:00.66 [12] (0:12.09)	0:48.57 [12] (0:11.71)	0:36.86 [11] (0:11.65)	0:25.21 [10] (0:12.02)	0:13.19 [11] (0:13.19)
Average Speed [km/h]	42.3	59.0	57.9	59.5	60.9	63.8	64.0	59.9	54.6
Top Speed [km/h]	58.2	60.7	60.7	60.7	63.4	65.3	65.8	62.3	57.8
Avg. Dist. to Rail [m]	6.6	0.8	1.6	1.9	4.6	7.1	9.1	13.0	12.9
Avg. Stride Freq. [Hz]	2.1	2.2	2.2	2.2	2.3	2.3	2.4	2.3	2.2
Avg. Stride Length [m]	5.4	7.5	7.4	7.4	7.4	7.5	7.6	7.6	6.8



[] Ranking at each section and finish
 -:-:- No data available at this section
 NA No data available

Horse/Jockey Name	HOBO BOB/Felicity Atkinson
Finish Rank	12
Fastest Section Time (Section)	0:11.81 (L1600)
Top Speed [km/h] (Section)	61.7 (L1000)
Race State	Finished



Thomas Farms RC Murray Bridge SA - Professional

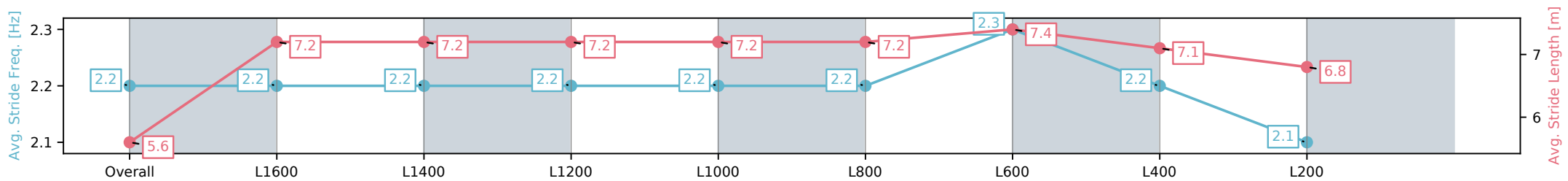
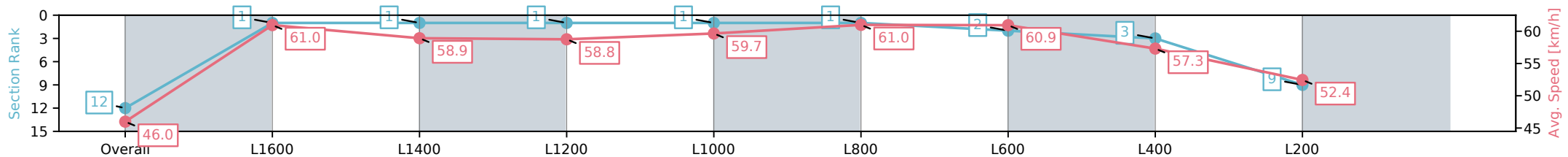
Race 5: Vinidex & Philmac NMW-LY Handicap (Benchmark 62) (Heat of the Sportsbet Restricted Series) - 1800m



13 November 2024 - 3:40PM

Track Rating: Good 4, Weather: Fine, Rail Position: +7m 1200m Chute, +10m Remainder

Section	Overall	L1600	L1400	L1200	L1000	L800	L600	L400	L200
Section Times	1:54.74 [12] (0:15.72)	1:39.02 [1] (0:11.81)	1:27.21 [1] (0:12.22)	1:14.99 [1] (0:12.28)	1:02.70 [1] (0:12.31)	0:50.39 [1] (0:12.09)	0:38.30 [2] (0:12.01)	0:26.29 [3] (0:12.56)	0:13.73 [9] (0:13.73)
Average Speed [km/h]	46.0	61.0	58.9	58.8	59.7	61.0	60.9	57.3	52.4
Top Speed [km/h]	60.6	61.6	59.9	60.1	60.2	61.7	61.5	60.1	54.1
Avg. Dist. to Rail [m]	4.6	0.6	0.8	1.3	4.1	4.5	4.1	4.9	4.9
Avg. Stride Freq. [Hz]	2.2	2.2	2.2	2.2	2.2	2.2	2.3	2.2	2.1
Avg. Stride Length [m]	5.6	7.2	7.2	7.2	7.2	7.2	7.4	7.1	6.8



[] Ranking at each section and finish
 -:-:- No data available at this section
 NA No data available