



RACINGSA

Thomas Farms RC Murray Bridge SA
Race 4: Davey Water Rating 0 - 56 Handicap - 2500m
13 November 2024 - 3:05PM



Murray Bridge
Racing Club

Track Rating: Good 4, Weather: Fine, Rail Position: +7m 1200m Chute, +10m Remainder

Table with columns: Section, Field Times, Position, #, Horse/Jockey, Barrier, Top Speed [km/h], Fastest Section, First 400m, Overall, L2400, L2200, L2000, L1800, L1600, Distance Travelled From Winner [m]. Rows include horses like GOT AN INSPIRATION, STAYING STRONG, AMERICAN TROUBLE, THINK TANK, SPEC RAIDER, HOSTESS SUSIE, WARRANDYTE ROAD, HOGAN, and BENZ BARON.

Scratched: Back Me Up Benny (#1), Shearman Dyer (#3), Rivoli View (#11)
Did Not Finish: Sharma Princess (#10)

- [] Position in running at each section and finish
Saddle cloth number
-:-:- No data available at this section
DNF Did not finish
NA No data available
DNT Did not track
Background shading for fastest section



RACINGSA

Thomas Farms RC Murray Bridge SA
Race 4: Davey Water Rating 0 - 56 Handicap - 2500m
13 November 2024 - 3:05PM



Murray Bridge
Racing Club

Track Rating: Good 4, Weather: Fine, Rail Position: +7m 1200m Chute, +10m Remainder

Table with columns: Section, Field Times, Position, #, Horse/Jockey, Barrier, Top Speed [km/h], Fastest Section, First 400m, L1400, L1200, L1000, L800, L600, L400, Margin. Contains race results for horses like GOT AN INSPIRATION, STAYING STRONG, AMERICAN TROUBLE, etc.

Scratched: Back Me Up Benny (#1), Shearman Dyer (#3), Rivoli View (#11)
Did Not Finish: Sharma Princess (#10)

- [] Position in running at each section and finish
Saddle cloth number
-:-:- No data available at this section
DNF Did not finish
NA No data available
DNT Did not track
Background shading for fastest section



RACINGSA

Thomas Farms RC Murray Bridge SA
Race 4: Davey Water Rating 0 - 56 Handicap - 2500m
13 November 2024 - 3:05PM



Murray Bridge
Racing Club

Track Rating: Good 4, Weather: Fine, Rail Position: +7m 1200m Chute, +10m Remainder

Section L200
Field Times 0:12.69
(0:12.69)

Position	#	Horse/Jockey	Barrier	Top Speed [km/h]	Fastest Section	First 400m								Margin
1	2	GOT AN INSPIRATION Caitlin Tootell	3	64.5 1200-1000	0:11.82 800-600	0:36.77	0:12.50 [3] (0:12.50)	2:52.33						
2	4	STAYING STRONG Jessica Eaton	10	64.3 1200-1000	0:11.76 1000-800	0:36.32	0:13.11 [1] (0:13.11)	2.53L						-6
3	12	AMERICAN TROUBLE Manoel Nunes	11	64.7 1200-1000	0:11.67 800-600	0:37.22	0:12.94 [4] (0:12.94)	2.71L						-4
4	5	THINK TANK Samuel Payne	7	63.3 1000-800	0:11.71 800-600	0:36.30	0:13.20 [2] (0:13.20)	3.12L						-6
5	7	SPEC RAIDER Anna Jordsjo	9	64.8 1200-1000	0:11.68 1000-800	0:36.87	0:13.32 [5] (0:13.32)	5.94L						+2
6	9	HOSTESS SUSIE Lachlan Neindorf	2	64.2 1200-1000	0:11.85 1000-800	0:37.02	0:12.98 [6] (0:12.98)	7.79L						-4
7	6	WARRANTYTE ROAD Dom Tourneur	8	63.3 1200-1000	0:11.88 1000-800	0:37.40	0:12.90 [8] (0:12.90)	9.57L						-1
8	13	HOGAN Stacey Metcalfe	6	61.9 1200-1000	0:12.12 1000-800	0:36.61	0:13.21 [9] (0:13.21)	11.93L						-5
9	8	BENZ BARON Ben Price	5	65.8 1400-1200	0:11.28 1200-1000	0:37.79	0:15.37 [7] (0:15.37)	24.44L						-8

Scratched: Back Me Up Benny (#1), Shearman Dyer (#3), Rivoli View (#11)
Did Not Finish: Sharma Princess (#10)

- [] Position in running at each section and finish
- #: Saddle cloth number
- :-:-- No data available at this section
- DNF Did not finish
- NA No data available
- DNT Did not track
- █ Background shading for fastest section

Horse/Jockey Name	GOT AN INSPIRATION/Caitlin Tootell
Finish Rank	1
Fastest Section Time (Section)	0:11.82 (L800)
Top Speed [km/h] (Section)	64.5 (L1200)
Race State	Finished



Thomas Farms RC Murray Bridge SA - Professional

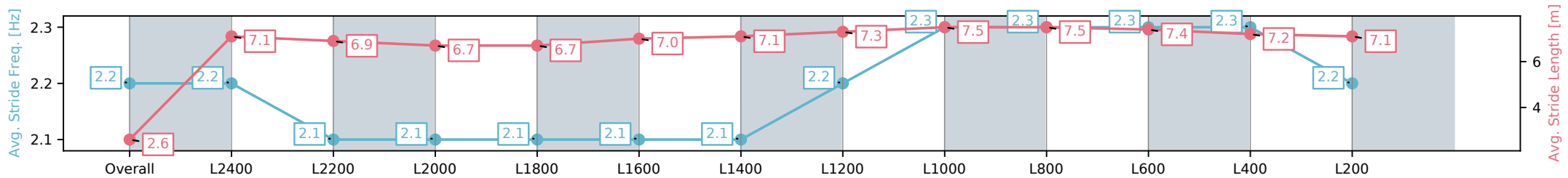
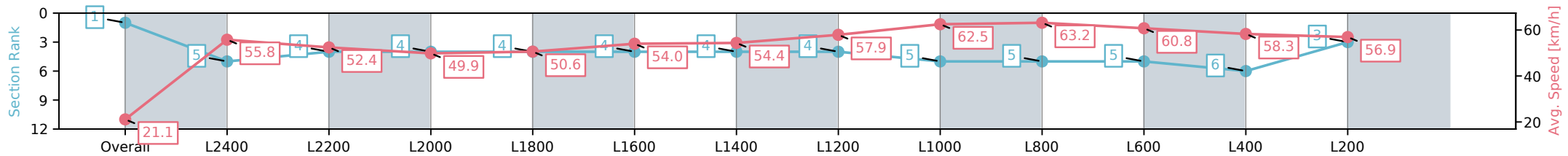
Race 4: Davey Water Rating 0 - 56 Handicap - 2500m

13 November 2024 - 3:05PM

Track Rating: Good 4, Weather: Fine, Rail Position: +7m 1200m
Chute, +10m Remainder



Section	Overall	L2400	L2200	L2000	L1800	L1600	L1400	L1200	L1000	L800	L600	L400	L200
Section Times	2:52.33 [1] (0:16.98)	2:35.35 [5] (0:12.91)	2:22.44 [4] (0:13.91)	2:08.53 [4] (0:14.49)	1:54.04 [4] (0:14.19)	1:39.85 [4] (0:13.36)	1:26.49 [4] (0:13.24)	1:13.25 [4] (0:12.48)	1:00.77 [5] (0:11.92)	0:48.85 [5] (0:11.82)	0:37.03 [5] (0:12.19)	0:24.84 [6] (0:12.34)	0:12.50 [3] (0:12.50)
Average Speed [km/h]	21.1	55.8	52.4	49.9	50.6	54.0	54.4	57.9	62.5	63.2	60.8	58.3	56.9
Top Speed [km/h]	58.3	58.3	53.8	51.2	52.4	54.9	55.2	60.1	64.5	64.3	61.8	59.2	58.2
Avg. Dist. to Rail [m]	10.0	4.6	3.1	0.7	0.9	1.6	1.8	2.8	6.7	7.2	7.3	9.9	8.5
Avg. Stride Freq. [Hz]	2.2	2.2	2.1	2.1	2.1	2.1	2.1	2.2	2.3	2.3	2.3	2.3	2.2
Avg. Stride Length [m]	2.6	7.1	6.9	6.7	6.7	7.0	7.1	7.3	7.5	7.5	7.4	7.2	7.1



- [] Ranking at each section and finish
- :-:- No data available at this section
- NA No data available

Horse/Jockey Name	STAYING STRONG/Jessica Eaton
Finish Rank	2
Fastest Section Time (Section)	0:11.76 (L1000)
Top Speed [km/h] (Section)	64.3 (L1200)
Race State	Finished



Thomas Farms RC Murray Bridge SA - Professional

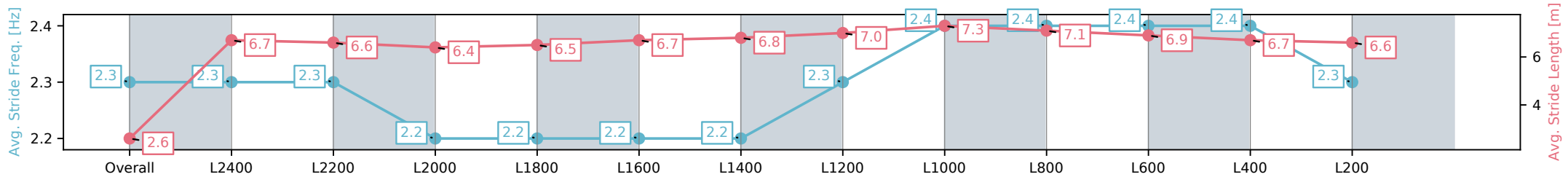
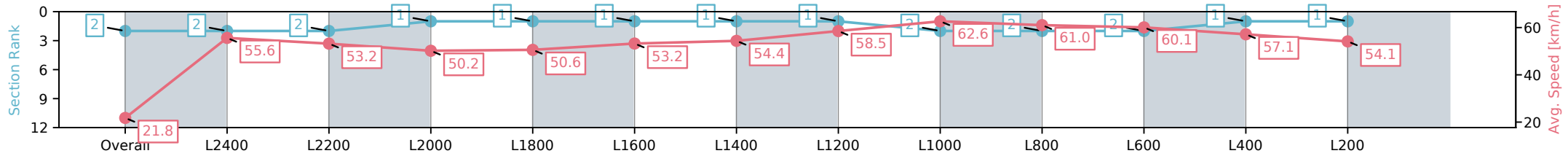
Race 4: Davey Water Rating 0 - 56 Handicap - 2500m

13 November 2024 - 3:05PM

Track Rating: Good 4, Weather: Fine, Rail Position: +7m 1200m Chute, +10m Remainder



Section	Overall	L2400	L2200	L2000	L1800	L1600	L1400	L1200	L1000	L800	L600	L400	L200
Section Times	2:52.75 [2] (0:16.55)	2:36.20 [2] (0:12.95)	2:23.25 [2] (0:13.74)	2:09.51 [1] (0:14.44)	1:55.07 [1] (0:14.17)	1:40.90 [1] (0:13.54)	1:27.36 [1] (0:13.23)	1:14.13 [1] (0:12.35)	1:01.78 [2] (0:11.76)	0:50.02 [2] (0:12.09)	0:37.93 [2] (0:12.22)	0:25.71 [1] (0:12.60)	0:13.11 [1] (0:13.11)
Average Speed [km/h]	21.8	55.6	53.2	50.2	50.6	53.2	54.4	58.5	62.6	61.0	60.1	57.1	54.1
Top Speed [km/h]	59.2	57.7	54.3	51.5	52.2	55.1	55.1	63.3	64.3	62.4	62.2	59.2	55.8
Avg. Dist. to Rail [m]	11.9	5.1	4.0	1.0	0.8	0.3	0.5	1.3	4.7	4.9	4.7	5.3	4.8
Avg. Stride Freq. [Hz]	2.3	2.3	2.3	2.2	2.2	2.2	2.2	2.3	2.4	2.4	2.4	2.4	2.3
Avg. Stride Length [m]	2.6	6.7	6.6	6.4	6.5	6.7	6.8	7.0	7.3	7.1	6.9	6.7	6.6



- [] Ranking at each section and finish
- :-:- No data available at this section
- NA No data available

Horse/Jockey Name	AMERICAN TROUBLE/Manoel Nunes
Finish Rank	3
Fastest Section Time (Section)	0:11.67 (L800)
Top Speed [km/h] (Section)	64.7 (L1200)
Race State	Finished



Thomas Farms RC Murray Bridge SA - Professional

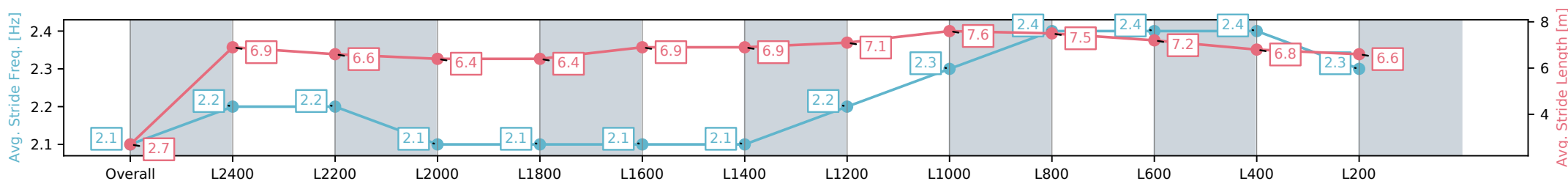
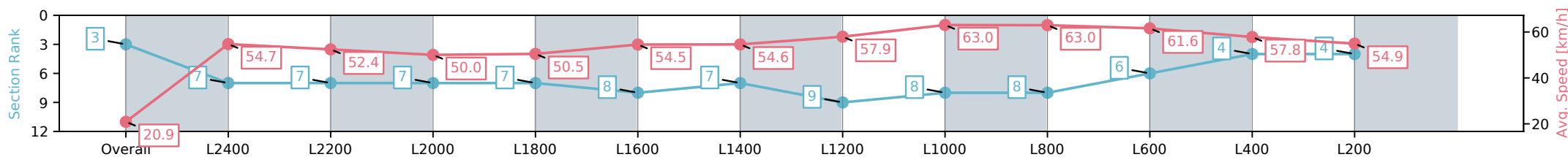
Race 4: Davey Water Rating 0 - 56 Handicap - 2500m

13 November 2024 - 3:05PM

Track Rating: Good 4, Weather: Fine, Rail Position: +7m 1200m Chute, +10m Remainder



Section	Overall	L2400	L2200	L2000	L1800	L1600	L1400	L1200	L1000	L800	L600	L400	L200
Section Times	2:52.78 [3] (0:17.21)	2:35.57 [7] (0:13.15)	2:22.42 [7] (0:13.99)	2:08.43 [7] (0:14.57)	1:53.85 [7] (0:14.31)	1:39.54 [8] (0:13.24)	1:26.30 [7] (0:13.20)	1:13.10 [9] (0:12.47)	1:00.63 [8] (0:11.72)	0:48.91 [8] (0:11.67)	0:37.24 [6] (0:11.84)	0:25.40 [4] (0:12.46)	0:12.94 [4] (0:12.94)
Average Speed [km/h]	20.9	54.7	52.4	50.0	50.5	54.5	54.6	57.9	63.0	63.0	61.6	57.8	54.9
Top Speed [km/h]	56.2	56.6	53.6	50.8	51.5	56.2	55.6	60.7	64.7	64.3	63.4	60.3	56.2
Avg. Dist. to Rail [m]	12.4	6.2	4.5	2.5	0.9	1.8	2.0	2.7	4.7	4.3	3.6	6.8	8.7
Avg. Stride Freq. [Hz]	2.1	2.2	2.2	2.1	2.1	2.1	2.1	2.2	2.3	2.4	2.4	2.4	2.3
Avg. Stride Length [m]	2.7	6.9	6.6	6.4	6.4	6.9	6.9	7.1	7.6	7.5	7.2	6.8	6.6



- [] Ranking at each section and finish
- :-:- No data available at this section
- NA No data available

Horse/Jockey Name	THINK TANK/Samuel Payne
Finish Rank	4
Fastest Section Time (Section)	0:11.71 (L800)
Top Speed [km/h] (Section)	63.3 (L1000)
Race State	Finished



Thomas Farms RC Murray Bridge SA - Professional

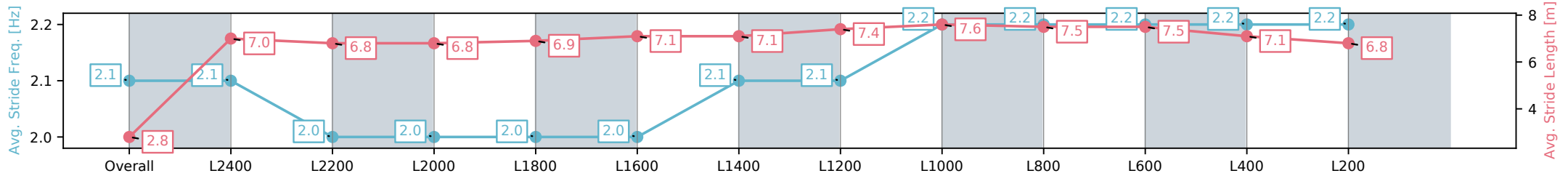
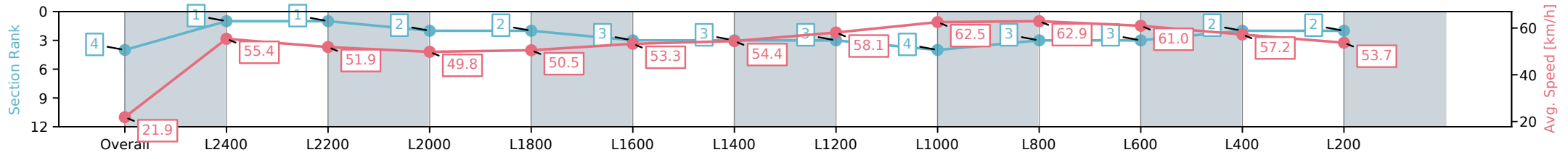
Race 4: Davey Water Rating 0 - 56 Handicap - 2500m

13 November 2024 - 3:05PM

Track Rating: Good 4, Weather: Fine, Rail Position: +7m 1200m
Chute, +10m Remainder



Section	Overall	L2400	L2200	L2000	L1800	L1600	L1400	L1200	L1000	L800	L600	L400	L200
Section Times	2:52.85 [4] (0:16.43)	2:36.42 [1] (0:12.99)	2:23.43 [1] (0:14.09)	2:09.34 [2] (0:14.55)	1:54.79 [2] (0:14.23)	1:40.56 [3] (0:13.54)	1:27.02 [3] (0:13.23)	1:13.79 [3] (0:12.45)	1:01.34 [4] (0:11.73)	0:49.61 [3] (0:11.71)	0:37.90 [3] (0:12.11)	0:25.79 [2] (0:12.59)	0:13.20 [2] (0:13.20)
Average Speed [km/h]	21.9	55.4	51.9	49.8	50.5	53.3	54.4	58.1	62.5	62.9	61.0	57.2	53.7
Top Speed [km/h]	58.6	57.4	54.3	51.3	52.2	55.1	55.3	62.7	63.2	63.3	63.1	59.8	55.6
Avg. Dist. to Rail [m]	10.1	4.1	3.3	1.5	0.5	0.7	0.8	1.3	4.1	4.8	6.3	6.5	6.8
Avg. Stride Freq. [Hz]	2.1	2.1	2.0	2.0	2.0	2.0	2.1	2.1	2.2	2.2	2.2	2.2	2.2
Avg. Stride Length [m]	2.8	7.0	6.8	6.8	6.8	6.9	7.1	7.1	7.4	7.6	7.5	7.5	6.8



- [] Ranking at each section and finish
- :-:- No data available at this section
- NA No data available

Horse/Jockey Name	SPEC RAIDER/Anna Jordsjo
Finish Rank	5
Fastest Section Time (Section)	0:11.68 (L1000)
Top Speed [km/h] (Section)	64.8 (L1200)
Race State	Finished



Thomas Farms RC Murray Bridge SA - Professional

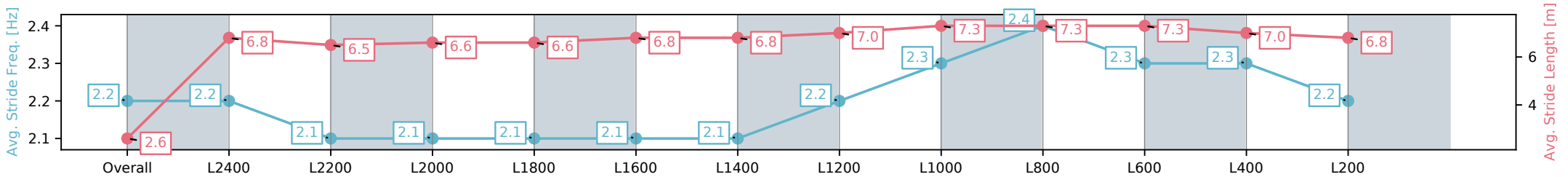
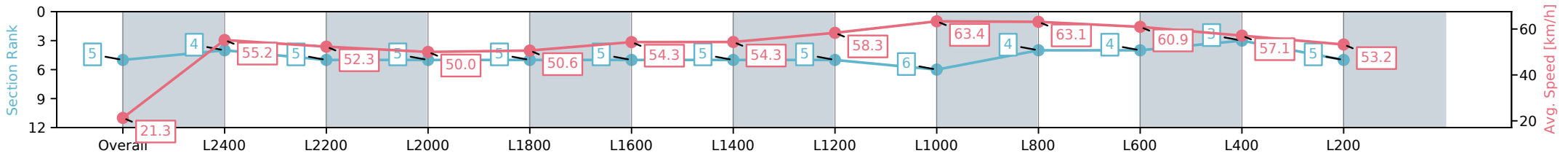
Race 4: Davey Water Rating 0 - 56 Handicap - 2500m

13 November 2024 - 3:05PM

Track Rating: Good 4, Weather: Fine, Rail Position: +7m 1200m Chute, +10m Remainder



Section	Overall	L2400	L2200	L2000	L1800	L1600	L1400	L1200	L1000	L800	L600	L400	L200
Section Times	2:53.31 [5] (0:16.93)	2:36.38 [4] (0:13.07)	2:23.31 [5] (0:14.00)	2:09.31 [5] (0:14.56)	1:54.75 [5] (0:14.28)	1:40.46 [5] (0:13.31)	1:27.15 [5] (0:13.24)	1:13.91 [5] (0:12.39)	1:01.52 [6] (0:11.68)	0:49.84 [4] (0:11.80)	0:38.04 [4] (0:12.09)	0:25.95 [3] (0:12.63)	0:13.32 [5] (0:13.32)
Average Speed [km/h]	21.3	55.2	52.3	50.0	50.6	54.3	54.3	58.3	63.4	63.1	60.9	57.1	53.2
Top Speed [km/h]	59.2	58.2	53.8	51.3	52.7	55.4	55.4	62.2	64.8	64.6	62.5	59.9	55.4
Avg. Dist. to Rail [m]	10.9	5.4	4.3	2.5	0.9	1.7	2.0	2.5	5.5	6.6	6.3	8.5	9.1
Avg. Stride Freq. [Hz]	2.2	2.2	2.1	2.1	2.1	2.1	2.1	2.2	2.3	2.4	2.3	2.3	2.2
Avg. Stride Length [m]	2.6	6.8	6.5	6.6	6.6	6.8	6.8	7.0	7.3	7.3	7.3	7.0	6.8



[] Ranking at each section and finish
 -:-:- No data available at this section
 NA No data available

Horse/Jockey Name	HOSTESS SUSIE/Lachlan Neindorf
Finish Rank	6
Fastest Section Time (Section)	0:11.85 (L1000)
Top Speed [km/h] (Section)	64.2 (L1200)
Race State	Finished



Thomas Farms RC Murray Bridge SA - Professional

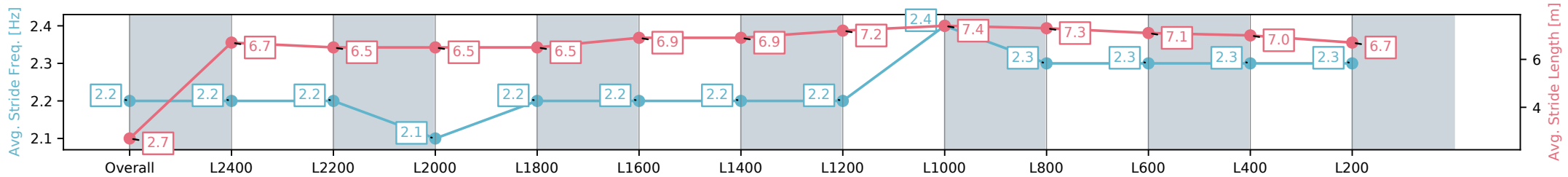
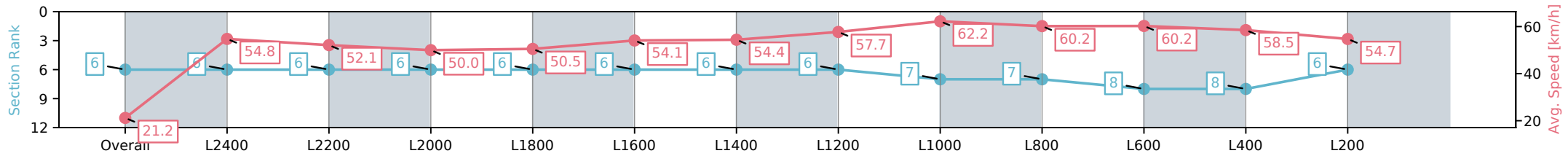
Race 4: Davey Water Rating 0 - 56 Handicap - 2500m

13 November 2024 - 3:05PM

Track Rating: Good 4, Weather: Fine, Rail Position: +7m 1200m Chute, +10m Remainder



Section	Overall	L2400	L2200	L2000	L1800	L1600	L1400	L1200	L1000	L800	L600	L400	L200
Section Times	2:53.62 [6] (0:17.01)	2:36.61 [6] (0:13.13)	2:23.48 [6] (0:14.02)	2:09.46 [6] (0:14.52)	1:54.94 [6] (0:14.20)	1:40.74 [6] (0:13.31)	1:27.43 [6] (0:13.23)	1:14.20 [6] (0:12.52)	1:01.68 [7] (0:11.85)	0:49.83 [7] (0:12.30)	0:37.53 [8] (0:12.25)	0:25.28 [8] (0:12.30)	0:12.98 [6] (0:12.98)
Average Speed [km/h]	21.2	54.8	52.1	50.0	50.5	54.1	54.4	57.7	62.2	60.2	60.2	58.5	54.7
Top Speed [km/h]	57.0	56.3	53.6	51.3	52.4	54.6	55.7	60.5	64.2	62.0	61.7	60.1	56.4
Avg. Dist. to Rail [m]	9.4	4.4	3.5	1.6	0.8	0.5	1.0	1.8	4.3	6.0	5.8	7.6	6.0
Avg. Stride Freq. [Hz]	2.2	2.2	2.2	2.1	2.2	2.2	2.2	2.2	2.4	2.3	2.3	2.3	2.3
Avg. Stride Length [m]	2.7	6.7	6.5	6.5	6.5	6.9	6.9	7.2	7.4	7.3	7.1	7.0	6.7



- [] Ranking at each section and finish
- :-:- No data available at this section
- NA No data available

Horse/Jockey Name	WARRANTYTE ROAD/Dom Tourneur
Finish Rank	7
Fastest Section Time (Section)	0:11.88 (L1000)
Top Speed [km/h] (Section)	63.3 (L1200)
Race State	Finished



Thomas Farms RC Murray Bridge SA - Professional

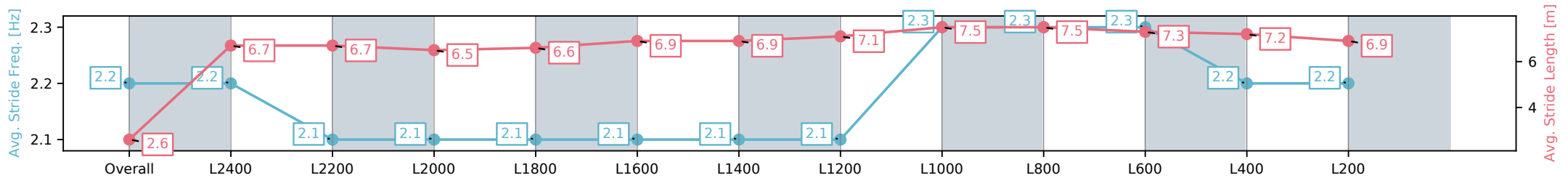
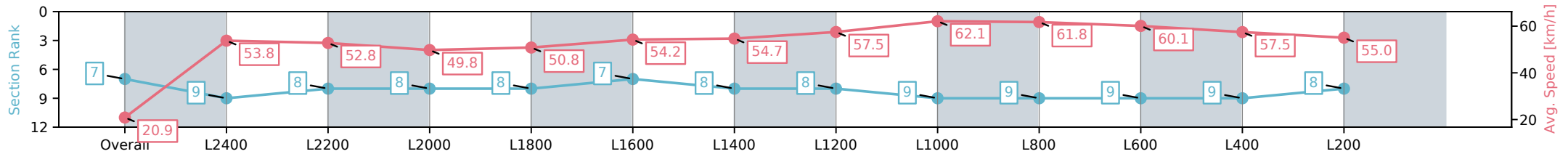
Race 4: Davey Water Rating 0 - 56 Handicap - 2500m

13 November 2024 - 3:05PM

Track Rating: Good 4, Weather: Fine, Rail Position: +7m 1200m Chute, +10m Remainder



Section	Overall	L2400	L2200	L2000	L1800	L1600	L1400	L1200	L1000	L800	L600	L400	L200
Section Times	2:53.91 [7] (0:17.22)	2:36.69 [9] (0:13.41)	2:23.28 [8] (0:13.83)	2:09.45 [8] (0:14.57)	1:54.87 [8] (0:14.17)	1:40.70 [7] (0:13.28)	1:27.42 [8] (0:13.17)	1:14.25 [8] (0:12.56)	1:01.69 [9] (0:11.88)	0:49.81 [9] (0:12.07)	0:37.74 [9] (0:12.32)	0:25.42 [9] (0:12.52)	0:12.90 [8] (0:12.90)
Average Speed [km/h]	20.9	53.8	52.8	49.8	50.8	54.2	54.7	57.5	62.1	61.8	60.1	57.5	55.0
Top Speed [km/h]	56.9	56.3	54.6	50.7	52.0	55.3	55.4	60.8	63.3	63.0	61.0	59.8	56.3
Avg. Dist. to Rail [m]	10.8	5.3	3.6	1.6	0.5	0.7	0.9	1.6	4.9	6.8	7.2	10.8	11.6
Avg. Stride Freq. [Hz]	2.2	2.2	2.1	2.1	2.1	2.1	2.1	2.1	2.3	2.3	2.3	2.2	2.2
Avg. Stride Length [m]	2.6	6.7	6.7	6.5	6.6	6.9	6.9	7.1	7.5	7.5	7.3	7.2	6.9



- [] Ranking at each section and finish
- :-:- No data available at this section
- NA No data available

Horse/Jockey Name	HOGAN/Stacey Metcalfe
Finish Rank	8
Fastest Section Time (Section)	0:12.12 (L1000)
Top Speed [km/h] (Section)	61.9 (L1200)
Race State	Finished



Thomas Farms RC Murray Bridge SA - Professional

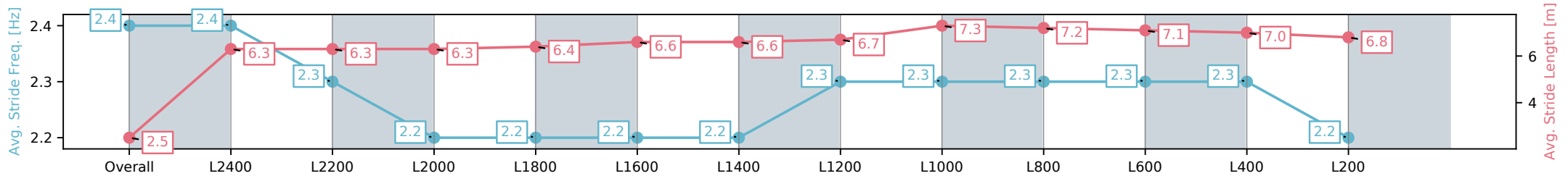
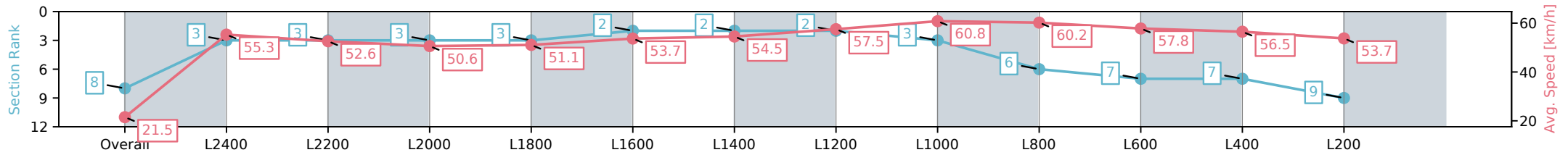
Race 4: Davey Water Rating 0 - 56 Handicap - 2500m

13 November 2024 - 3:05PM

Track Rating: Good 4, Weather: Fine, Rail Position: +7m 1200m Chute, +10m Remainder



Section	Overall	L2400	L2200	L2000	L1800	L1600	L1400	L1200	L1000	L800	L600	L400	L200
Section Times	2:54.30 [8] (0:16.71)	2:37.59 [3] (0:13.03)	2:24.56 [3] (0:13.94)	2:10.62 [3] (0:14.41)	1:56.21 [3] (0:14.14)	1:42.07 [2] (0:13.44)	1:28.63 [2] (0:13.21)	1:15.42 [2] (0:12.57)	1:02.84 [3] (0:12.12)	0:50.72 [6] (0:12.18)	0:38.54 [7] (0:12.56)	0:25.97 [7] (0:12.76)	0:13.21 [9] (0:13.21)
Average Speed [km/h]	21.5	55.3	52.6	50.6	51.1	53.7	54.5	57.5	60.8	60.2	57.8	56.5	53.7
Top Speed [km/h]	57.7	57.4	53.9	51.7	52.4	54.9	55.2	60.4	61.9	61.5	58.4	58.0	54.5
Avg. Dist. to Rail [m]	10.8	5.8	4.4	2.6	0.8	1.8	1.9	2.4	4.7	3.8	2.8	3.6	4.0
Avg. Stride Freq. [Hz]	2.4	2.4	2.3	2.2	2.2	2.2	2.2	2.3	2.3	2.3	2.3	2.3	2.2
Avg. Stride Length [m]	2.5	6.3	6.3	6.3	6.4	6.6	6.6	6.7	7.3	7.2	7.1	7.0	6.8



- [] Ranking at each section and finish
- :-:- No data available at this section
- NA No data available

Horse/Jockey Name	BENZ BARON/Ben Price
Finish Rank	9
Fastest Section Time (Section)	0:11.28 (L1200)
Top Speed [km/h] (Section)	65.8 (L1400)
Race State	Finished



Thomas Farms RC Murray Bridge SA - Professional

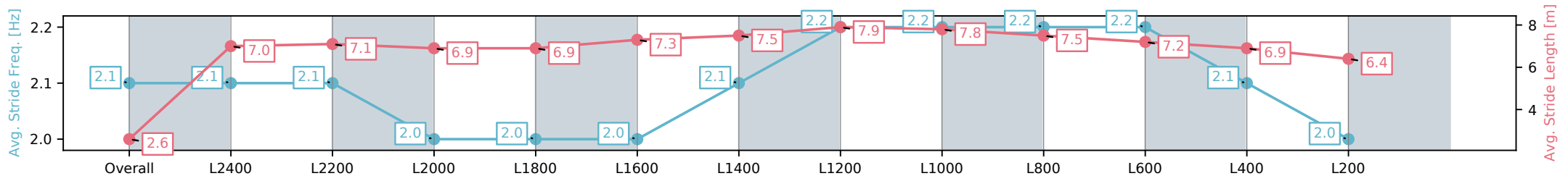
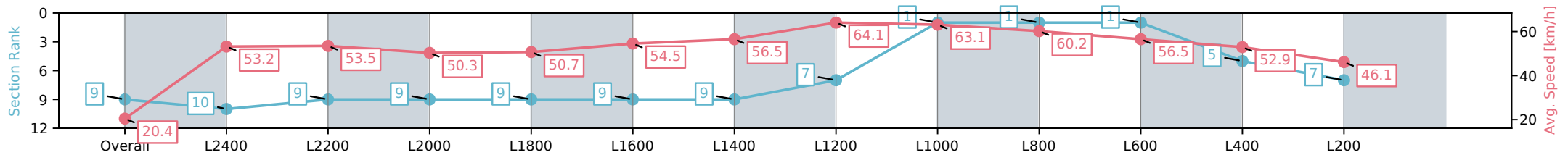
Race 4: Davey Water Rating 0 - 56 Handicap - 2500m

13 November 2024 - 3:05PM

Track Rating: Good 4, Weather: Fine, Rail Position: +7m 1200m Chute, +10m Remainder



Section	Overall	L2400	L2200	L2000	L1800	L1600	L1400	L1200	L1000	L800	L600	L400	L200
Section Times	2:56.36 [9] (0:17.56)	2:38.80 [10] (0:13.54)	2:25.26 [9] (0:13.67)	2:11.59 [9] (0:14.42)	1:57.17 [9] (0:14.27)	1:42.90 [9] (0:13.25)	1:29.65 [9] (0:12.73)	1:16.92 [7] (0:11.28)	1:05.64 [1] (0:11.62)	0:54.02 [1] (0:12.18)	0:41.84 [1] (0:12.88)	0:28.96 [5] (0:13.59)	0:15.37 [7] (0:15.37)
Average Speed [km/h]	20.4	53.2	53.5	50.3	50.7	54.5	56.5	64.1	63.1	60.2	56.5	52.9	46.1
Top Speed [km/h]	57.5	56.0	55.2	51.1	52.1	56.2	61.1	65.8	63.8	62.0	58.7	54.5	51.4
Avg. Dist. to Rail [m]	10.3	6.0	3.9	2.0	0.8	2.3	3.0	3.4	3.7	3.4	3.2	5.7	7.0
Avg. Stride Freq. [Hz]	2.1	2.1	2.1	2.0	2.0	2.0	2.1	2.2	2.2	2.2	2.2	2.1	2.0
Avg. Stride Length [m]	2.6	7.0	7.1	6.9	6.9	7.3	7.5	7.9	7.8	7.5	7.2	6.9	6.4



- [] Ranking at each section and finish
- :-:- No data available at this section
- NA No data available