



RACINGSA

Thomas Farms RC Murray Bridge SA

Race 3: Coonara Maiden Plate - 1800m

13 November 2024 - 2:32PM



Murray Bridge
Racing Club

Track Rating: Good 4, Weather: Fine, Rail Position: +7m 1200m Chute, +10m Remainder

Section Field Times							Overall	L1600	L1400	L1200	L1000	L800		
							1:52.59 (0:15.16)	1:37.43 (0:11.00)	1:26.43 (0:11.47)	1:14.97 (0:12.37)	1:02.59 (0:12.97)	0:49.62 (0:12.67)		
Position	#	Horse/Jockey	Barrier	Top Speed [km/h]	Fastest Section	First 400m							Distance Travelled From Winner [m]	
1	9	ROYAL VICTORY Lachlan Neindorf	5	65.2 1800-1600	0:11.18 1600-1400	0:27.17	1:52.59 (0:15.99)	1:36.60 [12] (0:11.18)	1:25.42 [11] (0:11.52)	1:13.90 [10] (0:12.22)	1:01.68 [8] (0:12.80)	0:48.88 [9] (0:12.49)		
2	11	AMBER NOOK Jason Holder	10	64.7 1800-1600	0:11.40 1600-1400	0:26.83	1:52.60 (0:15.43)	1:37.17 [4] (0:11.40)	1:25.77 [7] (0:11.71)	1:14.06 [7] (0:12.39)	1:01.67 [9] (0:12.55)	0:49.12 [7] (0:12.63)	+12	
3	3	HOLPIN Stacey Metcalfe	12	67.2 1800-1600	0:10.88 1600-1400	0:26.18	1:53.11 (0:15.30)	1:37.81 [3] (0:10.88)	1:26.93 [3] (0:11.61)	1:15.32 [3] (0:12.42)	1:02.90 [3] (0:12.87)	0:50.03 [3] (0:12.67)	+4	
4	5	I LOVE THIS SONG Manoel Nunes	2	66.1 1800-1600	0:11.02 1600-1400	0:26.17	1:53.12 (0:15.15)	1:37.97 [1] (0:11.02)	1:26.95 [2] (0:11.56)	1:15.39 [2] (0:12.41)	1:02.98 [2] (0:12.93)	0:50.05 [2] (0:12.75)	+0	
5	8	UNISPHERE Jacob Opperman	1	64.9 1800-1600	0:11.23 1600-1400	0:26.76	1:53.27 (0:15.53)	1:37.74 [6] (0:11.23)	1:26.51 [5] (0:11.57)	1:14.93 [6] (0:12.24)	1:02.69 [5] (0:12.80)	0:49.89 [5] (0:12.65)	-1	
6	6	MCLEOD Samuel Payne	11	64.1 1800-1600	0:11.37 1600-1400	0:27.20	1:53.33 (0:15.83)	1:37.50 [10] (0:11.37)	1:26.13 [12] (0:11.75)	1:14.38 [12] (0:12.40)	1:01.98 [13] (0:12.77)	0:49.21 [13] (0:12.43)	+6	
7	7	SON OF VADAMOS Alan Lai	3	64.8 1800-1600	0:11.27 1600-1400	0:26.98	1:53.48 (0:15.71)	1:37.77 [9] (0:11.27)	1:26.50 [9] (0:11.56)	1:14.93 [8] (0:12.25)	1:02.68 [7] (0:12.80)	0:49.88 [8] (0:12.65)	+5	
8	12	CUT NO ICE Kayla Crowther	8	66.4 1800-1600	0:10.93 1600-1400	0:26.15	1:53.49 (0:15.22)	1:38.27 [2] (0:10.93)	1:27.34 [1] (0:11.47)	1:15.87 [1] (0:12.37)	1:03.50 [1] (0:12.98)	0:50.52 [1] (0:12.66)	+2	
9	4	I AIN'T CHICKEN Jade Doyle	Data was not able to be tracked for this horse		---	---	---	---	---	---	---	---	---	
10	10	SIR AALI Emily Finnegan	4	66.5 1800-1600	0:11.16 1600-1400	0:26.64	1:53.85 (0:15.48)	1:38.37 [5] (0:11.16)	1:27.21 [4] (0:11.65)	1:15.56 [5] (0:12.45)	1:03.11 [6] (0:12.71)	0:50.40 [6] (0:12.67)	+5	

Scratched: Cape Size (#1), Commissions (#2), Irish Thorn (#17), Sweet Ambition (#18)

Report Created: Wed 13 November 2024 15:53:29 GMT+11 (Note: Timing is based on positional data)

- [] Position in running at each section and finish
- No data available at this section
- NA No data available
- █ Background shading for fastest section
- # Saddle cloth number
- DNF Did not finish
- DNT Did not track



RACINGSA

Thomas Farms RC Murray Bridge SA

Race 3: Coonara Maiden Plate - 1800m

13 November 2024 - 2:32PM



Murray Bridge
Racing Club

Track Rating: Good 4, Weather: Fine, Rail Position: +7m 1200m Chute, +10m Remainder

Section								Overall	L1600	L1400	L1200	L1000	L800		
Field Times								1:52.59 (0:15.16)	1:37.43 (0:11.00)	1:26.43 (0:11.47)	1:14.97 (0:12.37)	1:02.59 (0:12.97)	0:49.62 (0:12.67)		
Position	#	Horse/Jockey	Barrier	Top Speed [km/h]	Fastest Section	First 400m								Distance Travelled From Winner [m]	
11	14	PEPPERS HOPE Anna Jordsjo	9	65.1 1800-1600	0:11.23 1600-1400	0:27.13	1:53.91 (0:15.90)	1:38.01 [11] (0:11.23)	1:26.78 [10] (0:11.52)	1:15.26 [9] (0:12.28)	1:02.98 [10] (0:12.97)	0:50.01 [11] (0:12.50)	+4		
12	15	BELFAST CHILD Caitlin Tootell	13	65.6 1800-1600	0:11.20 1600-1400	0:26.78	1:53.94 (0:15.57)	1:38.36 [8] (0:11.20)	1:27.16 [6] (0:11.49)	1:15.67 [4] (0:12.30)	1:03.37 [4] (0:12.68)	0:50.69 [4] (0:12.45)	+8		
13	13	FOXY EAGLE Dom Tourneur	14	63.6 1800-1600	0:11.40 1600-1400	0:27.57	1:54.13 (0:16.18)	1:37.95 [13] (0:11.40)	1:26.55 [13] (0:11.56)	1:14.98 [13] (0:12.01)	1:02.97 [12] (0:12.76)	0:50.21 [12] (0:12.43)	-2		
14	16	OUR HOST Brooke King	6	63.8 1800-1600	0:11.36 1600-1400	0:26.94	1:54.80 (0:15.57)	1:39.22 [7] (0:11.36)	1:27.86 [8] (0:11.76)	1:16.10 [11] (0:12.40)	1:03.70 [11] (0:12.77)	0:50.93 [10] (0:12.77)	+10		

Scratched: Cape Size (#1), Commissions (#2), Irish Thorn (#17), Sweet Ambition (#18)

- [] Position in running at each section and finish
- [-:-:-] No data available at this section
- NA No data available
- █ Background shading for fastest section
- # Saddle cloth number
- DNF Did not finish
- DNT Did not track



RACINGSA

Thomas Farms RC Murray Bridge SA

Race 3: Coonara Maiden Plate - 1800m

13 November 2024 - 2:32PM



Murray Bridge
Racing Club

Track Rating: Good 4, Weather: Fine, Rail Position: +7m 1200m Chute, +10m Remainder

Section Field Times

L600 0:36.95 (0:12.26)
L400 0:24.69 (0:12.15)
L200 0:12.55 (0:12.55)

Position	#	Horse/Jockey	Barrier	Top Speed [km/h]	Fastest Section	First 400m	L600	L400	L200	Margin	Distance Travelled From Winner [m]
1	9	ROYAL VICTORY Lachlan Neindorf	5	65.2 1800-1600	0:11.18 1600-1400	0:27.17	0:36.39 [8] (0:12.14)	0:24.25 [7] (0:11.79)	0:12.46 [2] (0:12.46)	1:52.59	
2	11	AMBER NOOK Jason Holder	10	64.7 1800-1600	0:11.40 1600-1400	0:26.83	0:36.49 [6] (0:12.03)	0:24.46 [5] (0:11.90)	0:12.56 [1] (0:12.56)	0.04L	+12
3	3	HOLPIN Stacey Metcalfe	12	67.2 1800-1600	0:10.88 1600-1400	0:26.18	0:37.36 [3] (0:12.20)	0:25.16 [3] (0:12.27)	0:12.89 [3] (0:12.89)	3.26L	+4
4	5	I LOVE THIS SONG Manoel Nunes	2	66.1 1800-1600	0:11.02 1600-1400	0:26.17	0:37.30 [4] (0:12.30)	0:25.00 [4] (0:12.30)	0:12.70 [5] (0:12.70)	3.36L	+0
5	8	UNISPHERE Jacob Opperman	1	64.9 1800-1600	0:11.23 1600-1400	0:26.76	0:37.24 [5] (0:12.22)	0:25.02 [6] (0:12.32)	0:12.70 [7] (0:12.70)	4.31L	-1
6	6	MCLEOD Samuel Payne	11	64.1 1800-1600	0:11.37 1600-1400	0:27.20	0:36.78 [12] (0:12.21)	0:24.57 [12] (0:11.90)	0:12.67 [10] (0:12.67)	4.65L	+6
7	7	SON OF VADAMOS Alan Lai	3	64.8 1800-1600	0:11.27 1600-1400	0:26.98	0:37.23 [9] (0:12.25)	0:24.98 [10] (0:12.06)	0:12.92 [6] (0:12.92)	5.64L	+5
8	12	CUT NO ICE Kayla Crowther	8	66.4 1800-1600	0:10.93 1600-1400	0:26.15	0:37.86 [1] (0:12.26)	0:25.60 [1] (0:12.34)	0:13.26 [4] (0:13.26)	5.7L	+2
9	4	I AIN'T CHICKEN Jade Doyle	Data was not able to be tracked for this horse		---	---	---	---	---	---	---
10	10	SIR AALI Emily Finnegan	4	66.5 1800-1600	0:11.16 1600-1400	0:26.64	0:37.73 [7] (0:12.25)	0:25.48 [8] (0:12.26)	0:13.22 [8] (0:13.22)	7.94L	+5

Scratched: Cape Size (#1), Commissions (#2), Irish Thorn (#17), Sweet Ambition (#18)

- [] Position in running at each section and finish
- No data available at this section
- NA No data available
- █ Background shading for fastest section
- # Saddle cloth number
- DNF Did not finish
- DNT Did not track



RACINGSA

Thomas Farms RC Murray Bridge SA

Race 3: Coonara Maiden Plate - 1800m

13 November 2024 - 2:32PM

Track Rating: Good 4, Weather: Fine, Rail Position: +7m 1200m Chute, +10m Remainder



Murray Bridge
Racing Club

Section				L600	L400	L200							
Field Times				0:36.95 (0:12.26)	0:24.69 (0:12.15)	0:12.55 (0:12.55)							
Position	#	Horse/Jockey	Barrier	Top Speed [km/h]	Fastest Section	First 400m				Margin			Distance Travelled From Winner [m]
11	14	PEPPERS HOPE	9	65.1	0:11.23	0:27.13	0:37.51 [11]	0:25.50 [9]	0:13.14 [11]	8.36L			+4
		Anna Jordsjo		1800-1600	1600-1400		(0:12.01)	(0:12.36)	(0:13.14)				
12	15	BELFAST CHILD	13	65.6	0:11.20	0:26.78	0:38.24 [2]	0:26.02 [2]	0:13.31 [8]	8.53L			+8
		Caitlin Tootell		1800-1600	1600-1400		(0:12.22)	(0:12.71)	(0:13.31)				
13	13	FOXY EAGLE	14	63.6	0:11.40	0:27.57	0:37.78 [10]	0:25.56 [11]	0:13.19 [12]	9.76L			-2
		Dom Tourneur		1800-1600	1600-1400		(0:12.22)	(0:12.37)	(0:13.19)				
14	16	OUR HOST	6	63.8	0:11.36	0:26.94	0:38.16 [13]	0:25.58 [13]	0:13.08 [13]	13.95L			+10
		Brooke King		1800-1600	1600-1400		(0:12.57)	(0:12.50)	(0:13.08)				

Scratched: Cape Size (#1), Commissions (#2), Irish Thorn (#17), Sweet Ambition (#18)

- [] Position in running at each section and finish
- #: Saddle cloth number
- :--- No data available at this section
- DNF Did not finish
- NA No data available
- DNT Did not track
- █ Background shading for fastest section

Horse/Jockey Name	ROYAL VICTORY/Lachlan Neindorf
Finish Rank	1
Fastest Section Time (Section)	0:11.18 (L1600)
Top Speed [km/h] (Section)	65.2 (Overall)
Race State	Finished



Thomas Farms RC Murray Bridge SA - Professional

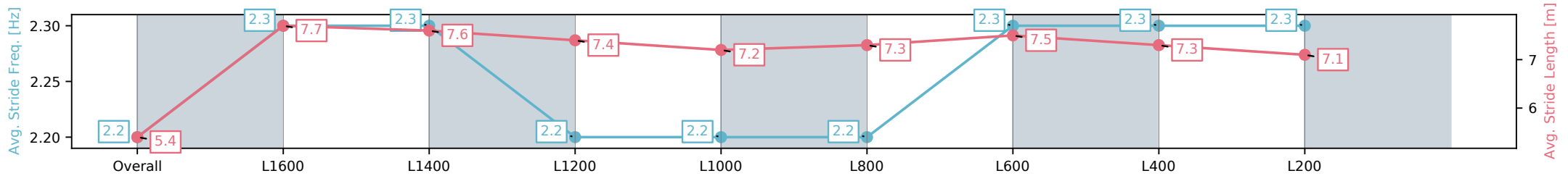
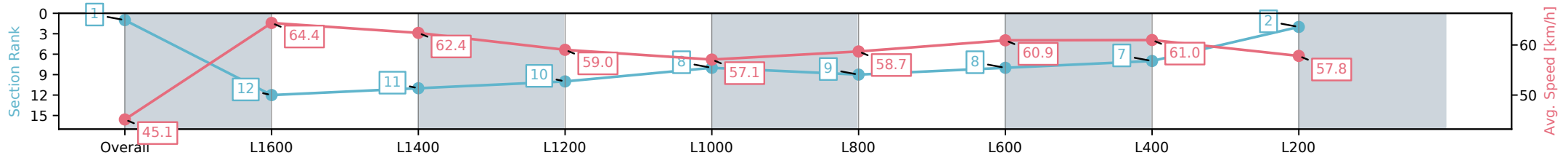
Race 3: Coonara Maiden Plate - 1800m

13 November 2024 - 2:32PM

Track Rating: Good 4, Weather: Fine, Rail Position: +7m 1200m
Chute, +10m Remainder



Section	Overall	L1600	L1400	L1200	L1000	L800	L600	L400	L200
Section Times	1:52.59 [1] (0:15.99)	1:36.60 [12] (0:11.18)	1:25.42 [11] (0:11.52)	1:13.90 [10] (0:12.22)	1:01.68 [8] (0:12.80)	0:48.88 [9] (0:12.49)	0:36.39 [8] (0:12.14)	0:24.25 [7] (0:11.79)	0:12.46 [2] (0:12.46)
Average Speed [km/h]	45.1	64.4	62.4	59.0	57.1	58.7	60.9	61.0	57.8
Top Speed [km/h]	62.4	65.2	64.3	60.7	58.0	60.5	62.4	62.5	59.2
Avg. Dist. to Rail [m]	4.1	0.5	0.2	0.9	3.0	3.6	6.5	9.7	7.3
Avg. Stride Freq. [Hz]	2.2	2.3	2.3	2.2	2.2	2.2	2.3	2.3	2.3
Avg. Stride Length [m]	5.4	7.7	7.6	7.4	7.2	7.3	7.5	7.3	7.1



- [] Ranking at each section and finish
- :-:- No data available at this section
- NA No data available

Horse/Jockey Name	AMBER NOOK/Jason Holder
Finish Rank	2
Fastest Section Time (Section)	0:11.40 (L1600)
Top Speed [km/h] (Section)	64.7 (Overall)
Race State	Finished



Thomas Farms RC Murray Bridge SA - Professional

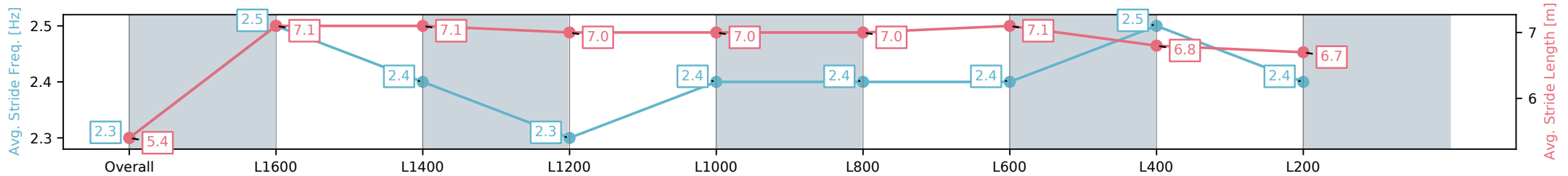
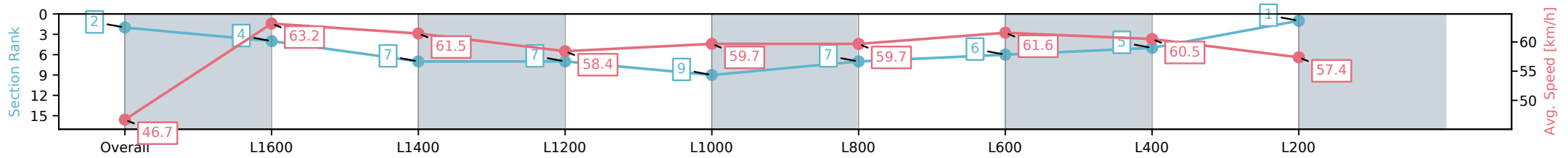
Race 3: Coonara Maiden Plate - 1800m

13 November 2024 - 2:32PM

Track Rating: Good 4, Weather: Fine, Rail Position: +7m 1200m
Chute, +10m Remainder



Section	Overall	L1600	L1400	L1200	L1000	L800	L600	L400	L200
Section Times	1:52.60 [2] (0:15.43)	1:37.17 [4] (0:11.40)	1:25.77 [7] (0:11.71)	1:14.06 [7] (0:12.39)	1:01.67 [9] (0:12.55)	0:49.12 [7] (0:12.63)	0:36.49 [6] (0:12.03)	0:24.46 [5] (0:11.90)	0:12.56 [1] (0:12.56)
Average Speed [km/h]	46.7	63.2	61.5	58.4	59.7	59.7	61.6	60.5	57.4
Top Speed [km/h]	64.7	64.5	62.4	59.4	61.4	61.5	63.6	62.5	58.6
Avg. Dist. to Rail [m]	7.8	2.7	2.8	3.5	8.0	8.8	7.6	9.2	7.2
Avg. Stride Freq. [Hz]	2.3	2.5	2.4	2.3	2.4	2.4	2.4	2.5	2.4
Avg. Stride Length [m]	5.4	7.1	7.1	7.0	7.0	7.0	7.1	6.8	6.7



- [] Ranking at each section and finish
- :-:- No data available at this section
- NA No data available

Horse/Jockey Name	HOLPIN/Stacey Metcalfe
Finish Rank	3
Fastest Section Time (Section)	0:10.88 (L1600)
Top Speed [km/h] (Section)	67.2 (Overall)
Race State	Finished



Thomas Farms RC Murray Bridge SA - Professional

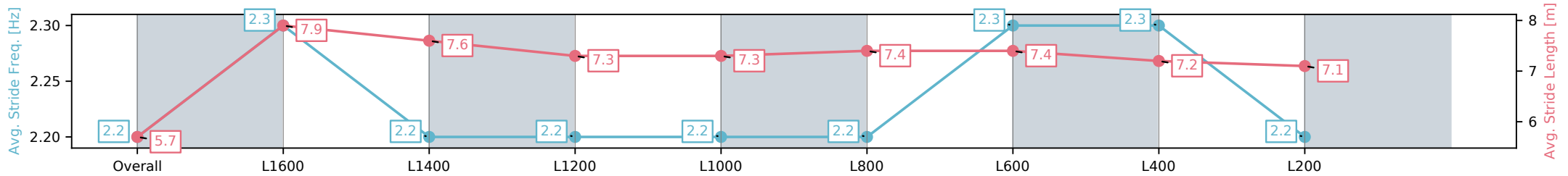
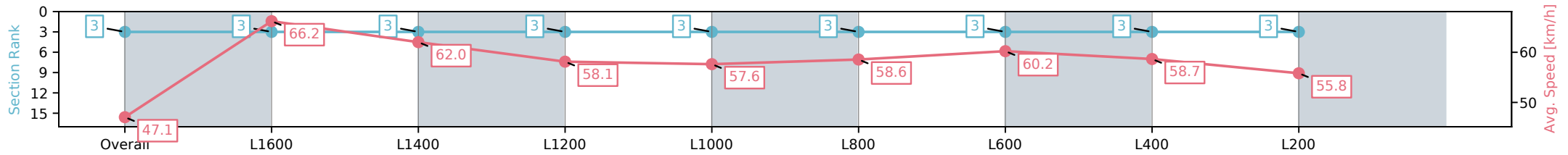
Race 3: Coonara Maiden Plate - 1800m

13 November 2024 - 2:32PM

Track Rating: Good 4, Weather: Fine, Rail Position: +7m 1200m
Chute, +10m Remainder



Section	Overall	L1600	L1400	L1200	L1000	L800	L600	L400	L200
Section Times	1:53.11 [3] (0:15.30)	1:37.81 [3] (0:10.88)	1:26.93 [3] (0:11.61)	1:15.32 [3] (0:12.42)	1:02.90 [3] (0:12.87)	0:50.03 [3] (0:12.67)	0:37.36 [3] (0:12.20)	0:25.16 [3] (0:12.27)	0:12.89 [3] (0:12.89)
Average Speed [km/h]	47.1	66.2	62.0	58.1	57.6	58.6	60.2	58.7	55.8
Top Speed [km/h]	65.4	67.2	65.8	59.6	58.2	60.4	60.7	60.5	56.8
Avg. Dist. to Rail [m]	10.1	5.6	3.9	3.2	5.6	6.2	4.8	5.8	5.0
Avg. Stride Freq. [Hz]	2.2	2.3	2.2	2.2	2.2	2.2	2.3	2.3	2.2
Avg. Stride Length [m]	5.7	7.9	7.6	7.3	7.3	7.4	7.4	7.2	7.1



- [] Ranking at each section and finish
- :-:- No data available at this section
- NA No data available

Horse/Jockey Name	I LOVE THIS SONG/Manoel Nunes
Finish Rank	4
Fastest Section Time (Section)	0:11.02 (L1600)
Top Speed [km/h] (Section)	66.1 (Overall)
Race State	Finished



Thomas Farms RC Murray Bridge SA - Professional

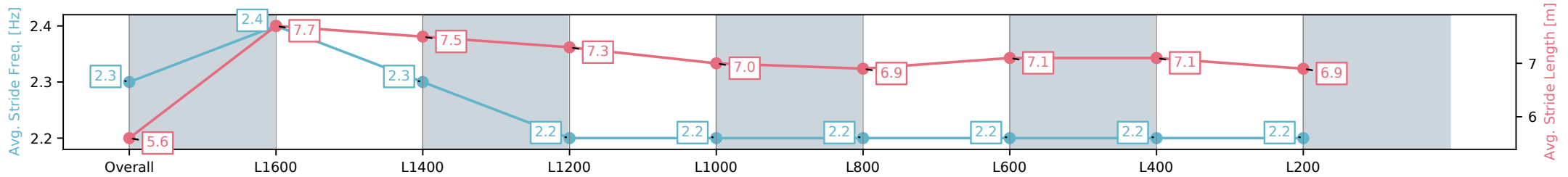
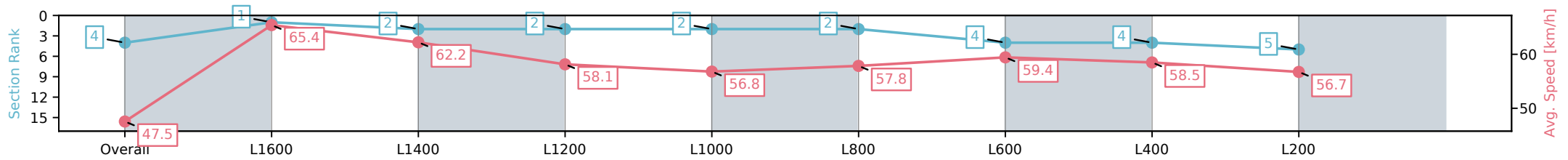
Race 3: Coonara Maiden Plate - 1800m

13 November 2024 - 2:32PM

Track Rating: Good 4, Weather: Fine, Rail Position: +7m 1200m
Chute, +10m Remainder



Section	Overall	L1600	L1400	L1200	L1000	L800	L600	L400	L200
Section Times	1:53.12 [4] (0:15.15)	1:37.97 [1] (0:11.02)	1:26.95 [2] (0:11.56)	1:15.39 [2] (0:12.41)	1:02.98 [2] (0:12.93)	0:50.05 [2] (0:12.75)	0:37.30 [4] (0:12.30)	0:25.00 [4] (0:12.30)	0:12.70 [5] (0:12.70)
Average Speed [km/h]	47.5	65.4	62.2	58.1	56.8	57.8	59.4	58.5	56.7
Top Speed [km/h]	64.7	66.1	64.7	59.6	57.5	59.2	60.0	59.4	57.6
Avg. Dist. to Rail [m]	2.9	1.0	0.7	1.3	4.0	4.5	4.3	5.8	6.7
Avg. Stride Freq. [Hz]	2.3	2.4	2.3	2.2	2.2	2.2	2.2	2.2	2.2
Avg. Stride Length [m]	5.6	7.7	7.5	7.3	7.0	6.9	7.1	7.1	6.9



- [] Ranking at each section and finish
- :-:- No data available at this section
- NA No data available

Horse/Jockey Name	UNISPHERE/Jacob Opperman
Finish Rank	5
Fastest Section Time (Section)	0:11.23 (L1600)
Top Speed [km/h] (Section)	64.9 (Overall)
Race State	Finished



Thomas Farms RC Murray Bridge SA - Professional

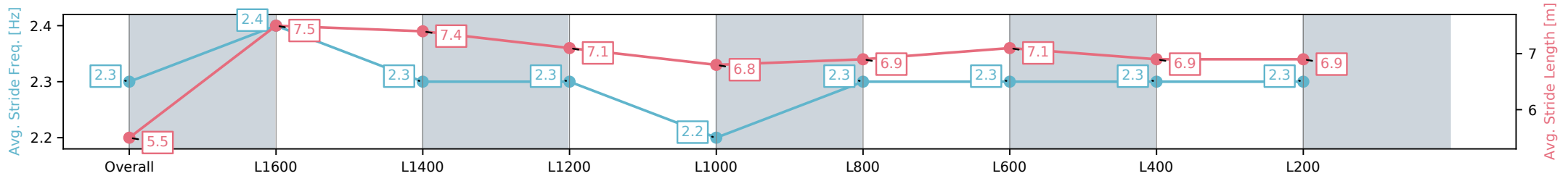
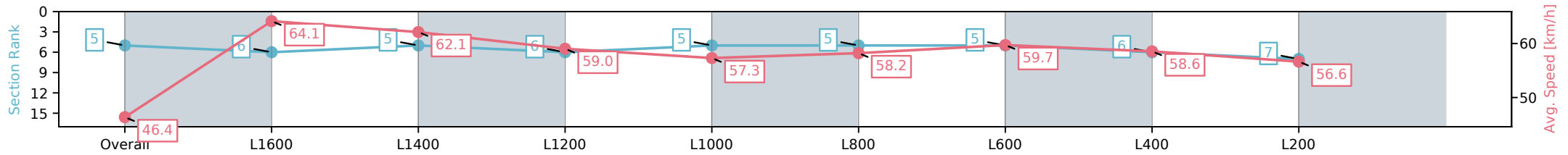
Race 3: Coonara Maiden Plate - 1800m

13 November 2024 - 2:32PM

Track Rating: Good 4, Weather: Fine, Rail Position: +7m 1200m
Chute, +10m Remainder



Section	Overall	L1600	L1400	L1200	L1000	L800	L600	L400	L200
Section Times	1:53.27 [5] (0:15.53)	1:37.74 [6] (0:11.23)	1:26.51 [5] (0:11.57)	1:14.93 [6] (0:12.24)	1:02.69 [5] (0:12.80)	0:49.89 [5] (0:12.65)	0:37.24 [5] (0:12.22)	0:25.02 [6] (0:12.32)	0:12.70 [7] (0:12.70)
Average Speed [km/h]	46.4	64.1	62.1	59.0	57.3	58.2	59.7	58.6	56.6
Top Speed [km/h]	64.7	64.9	63.4	60.6	57.7	59.3	60.5	59.5	57.2
Avg. Dist. to Rail [m]	2.3	0.3	0.2	1.1	4.1	4.3	3.6	4.4	5.2
Avg. Stride Freq. [Hz]	2.3	2.4	2.3	2.3	2.2	2.3	2.3	2.3	2.3
Avg. Stride Length [m]	5.5	7.5	7.4	7.1	6.8	6.9	7.1	6.9	6.9



- [] Ranking at each section and finish
- :-:- No data available at this section
- NA No data available

Horse/Jockey Name	MCLEOD/Samuel Payne
Finish Rank	6
Fastest Section Time (Section)	0:11.37 (L1600)
Top Speed [km/h] (Section)	64.1 (Overall)
Race State	Finished



Thomas Farms RC Murray Bridge SA - Professional

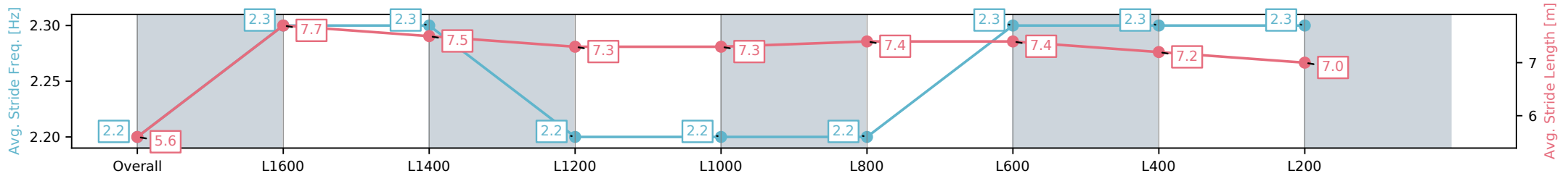
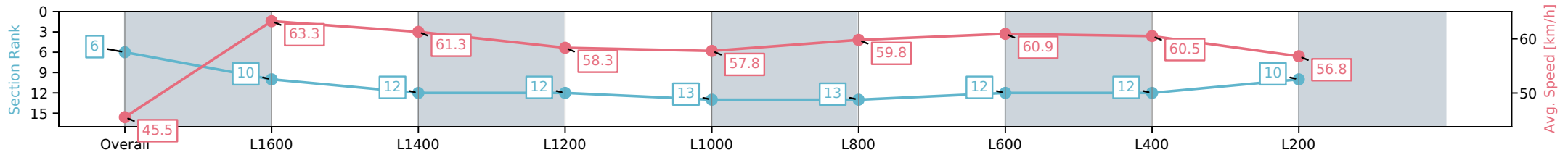
Race 3: Coonara Maiden Plate - 1800m

13 November 2024 - 2:32PM

Track Rating: Good 4, Weather: Fine, Rail Position: +7m 1200m
Chute, +10m Remainder



Section	Overall	L1600	L1400	L1200	L1000	L800	L600	L400	L200
Section Times	1:53.33 [6] (0:15.83)	1:37.50 [10] (0:11.37)	1:26.13 [12] (0:11.75)	1:14.38 [12] (0:12.40)	1:01.98 [13] (0:12.77)	0:49.21 [13] (0:12.43)	0:36.78 [12] (0:12.21)	0:24.57 [12] (0:11.90)	0:12.67 [10] (0:12.67)
Average Speed [km/h]	45.5	63.3	61.3	58.3	57.8	59.8	60.9	60.5	56.8
Top Speed [km/h]	64.1	63.7	62.8	59.2	58.7	61.7	61.7	62.1	58.8
Avg. Dist. to Rail [m]	8.4	2.9	2.4	3.0	4.9	6.1	8.5	13.2	12.0
Avg. Stride Freq. [Hz]	2.2	2.3	2.3	2.2	2.2	2.2	2.3	2.3	2.3
Avg. Stride Length [m]	5.6	7.7	7.5	7.3	7.3	7.4	7.4	7.2	7.0



- [] Ranking at each section and finish
- :-:- No data available at this section
- NA No data available

Horse/Jockey Name	SON OF VADAMOS/Alan Lai
Finish Rank	7
Fastest Section Time (Section)	0:11.27 (L1600)
Top Speed [km/h] (Section)	64.8 (Overall)
Race State	Finished



Thomas Farms RC Murray Bridge SA - Professional

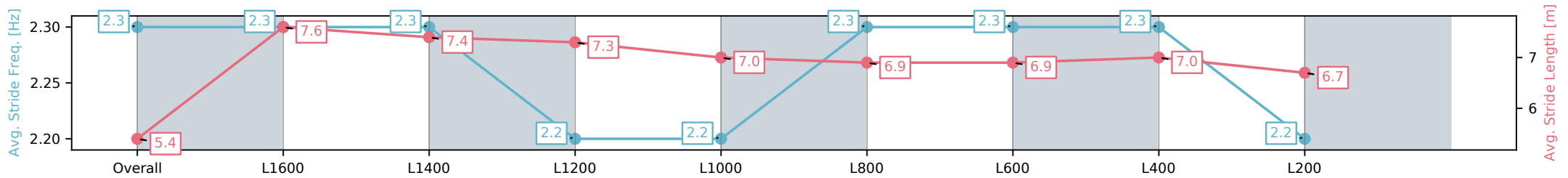
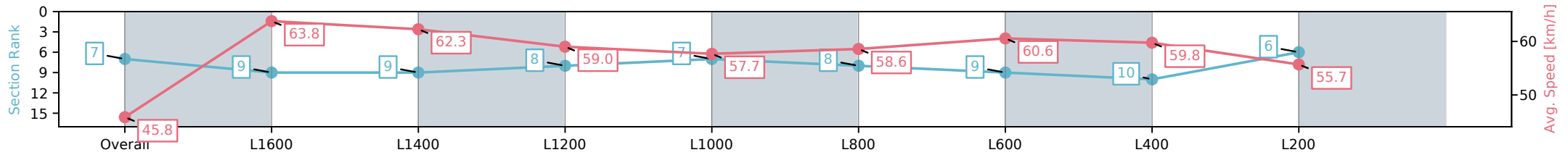
Race 3: Coonara Maiden Plate - 1800m

13 November 2024 - 2:32PM

Track Rating: Good 4, Weather: Fine, Rail Position: +7m 1200m
Chute, +10m Remainder



Section	Overall	L1600	L1400	L1200	L1000	L800	L600	L400	L200
Section Times	1:53.48 [7] (0:15.71)	1:37.77 [9] (0:11.27)	1:26.50 [9] (0:11.56)	1:14.93 [8] (0:12.25)	1:02.68 [7] (0:12.80)	0:49.88 [8] (0:12.65)	0:37.23 [9] (0:12.25)	0:24.98 [10] (0:12.06)	0:12.92 [6] (0:12.92)
Average Speed [km/h]	45.8	63.8	62.3	59.0	57.7	58.6	60.6	59.8	55.7
Top Speed [km/h]	63.4	64.8	63.8	60.2	58.3	59.8	61.3	61.3	57.7
Avg. Dist. to Rail [m]	4.4	1.6	1.3	2.0	5.0	6.0	7.7	10.2	9.9
Avg. Stride Freq. [Hz]	2.3	2.3	2.3	2.2	2.2	2.3	2.3	2.3	2.2
Avg. Stride Length [m]	5.4	7.6	7.4	7.3	7.0	6.9	6.9	7.0	6.7



- [] Ranking at each section and finish
- :-:- No data available at this section
- NA No data available

Horse/Jockey Name	CUT NO ICE/Kayla Crowther
Finish Rank	8
Fastest Section Time (Section)	0:10.93 (L1600)
Top Speed [km/h] (Section)	66.4 (Overall)
Race State	Finished



Thomas Farms RC Murray Bridge SA - Professional

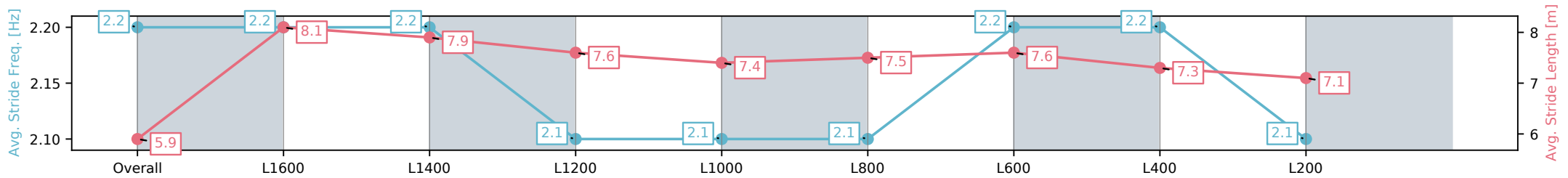
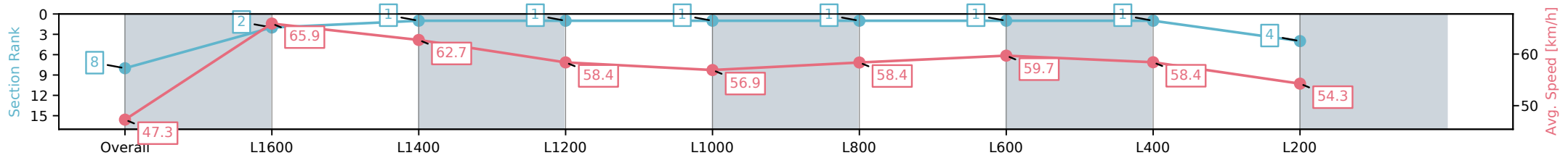
Race 3: Coonara Maiden Plate - 1800m

13 November 2024 - 2:32PM

Track Rating: Good 4, Weather: Fine, Rail Position: +7m 1200m
Chute, +10m Remainder



Section	Overall	L1600	L1400	L1200	L1000	L800	L600	L400	L200
Section Times	1:53.49 [8] (0:15.22)	1:38.27 [2] (0:10.93)	1:27.34 [1] (0:11.47)	1:15.87 [1] (0:12.37)	1:03.50 [1] (0:12.98)	0:50.52 [1] (0:12.66)	0:37.86 [1] (0:12.26)	0:25.60 [1] (0:12.34)	0:13.26 [4] (0:13.26)
Average Speed [km/h]	47.3	65.9	62.7	58.4	56.9	58.4	59.7	58.4	54.3
Top Speed [km/h]	64.4	66.4	65.4	59.8	57.8	60.1	60.6	60.2	56.1
Avg. Dist. to Rail [m]	8.1	3.8	2.4	2.8	4.9	5.2	4.4	4.5	4.1
Avg. Stride Freq. [Hz]	2.2	2.2	2.2	2.1	2.1	2.1	2.2	2.2	2.1
Avg. Stride Length [m]	5.9	8.1	7.9	7.6	7.4	7.5	7.6	7.3	7.1



- [] Ranking at each section and finish
- :-:- No data available at this section
- NA No data available

Horse/Jockey Name	SIR AALI/Emily Finnegan
Finish Rank	10
Fastest Section Time (Section)	0:11.16 (L1600)
Top Speed [km/h] (Section)	66.5 (Overall)
Race State	Finished



Thomas Farms RC Murray Bridge SA - Professional

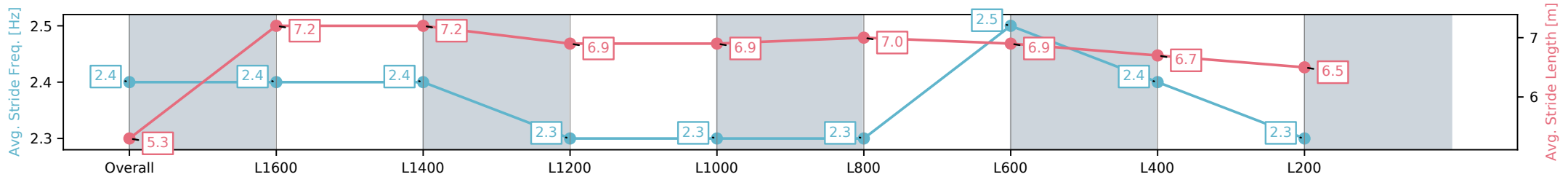
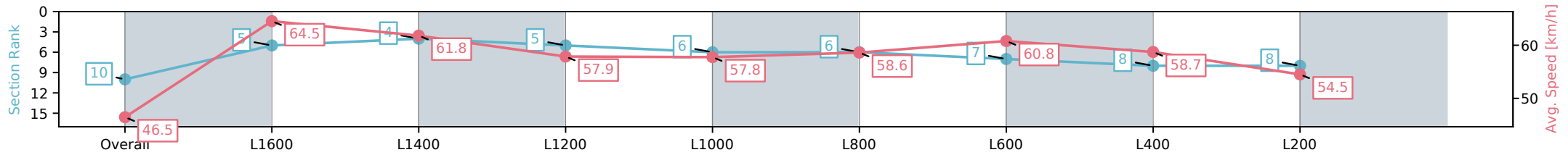
Race 3: Coonara Maiden Plate - 1800m

13 November 2024 - 2:32PM

Track Rating: Good 4, Weather: Fine, Rail Position: +7m 1200m
Chute, +10m Remainder



Section	Overall	L1600	L1400	L1200	L1000	L800	L600	L400	L200
Section Times	1:53.85 [10] (0:15.48)	1:38.37 [5] (0:11.16)	1:27.21 [4] (0:11.65)	1:15.56 [5] (0:12.45)	1:03.11 [6] (0:12.71)	0:50.40 [6] (0:12.67)	0:37.73 [7] (0:12.25)	0:25.48 [8] (0:12.26)	0:13.22 [8] (0:13.22)
Average Speed [km/h]	46.5	64.5	61.8	57.9	57.8	58.6	60.8	58.7	54.5
Top Speed [km/h]	63.5	66.5	63.6	60.4	60.2	61.9	62.6	61.7	56.7
Avg. Dist. to Rail [m]	4.1	0.6	0.3	0.6	3.9	6.1	8.6	12.7	12.5
Avg. Stride Freq. [Hz]	2.4	2.4	2.4	2.3	2.3	2.3	2.5	2.4	2.3
Avg. Stride Length [m]	5.3	7.2	7.2	6.9	6.9	7.0	6.9	6.7	6.5



- [] Ranking at each section and finish
- :-:- No data available at this section
- NA No data available

Horse/Jockey Name	PEPPERS HOPE/Anna Jordsjo
Finish Rank	11
Fastest Section Time (Section)	0:11.23 (L1600)
Top Speed [km/h] (Section)	65.1 (Overall)
Race State	Finished



Thomas Farms RC Murray Bridge SA - Professional

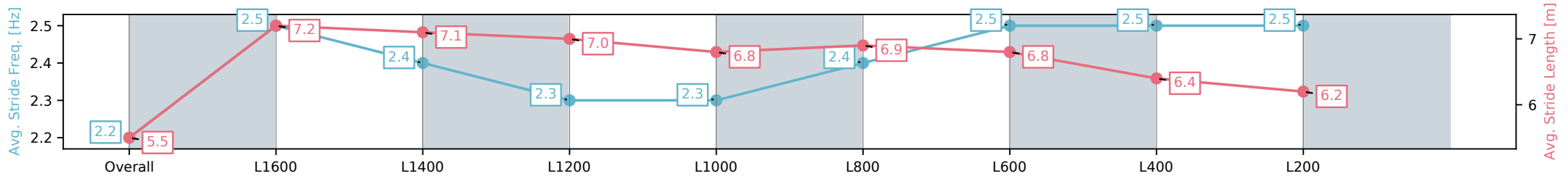
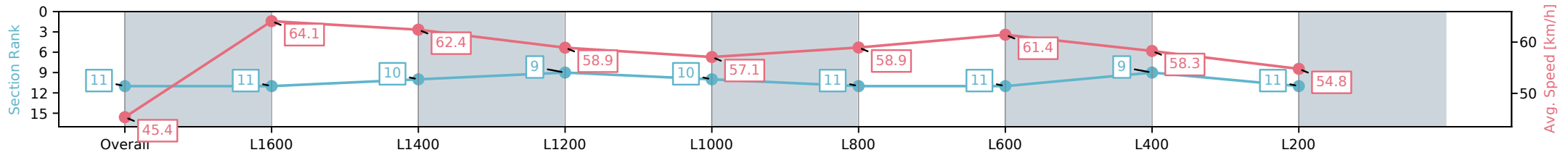
Race 3: Coonara Maiden Plate - 1800m

13 November 2024 - 2:32PM

Track Rating: Good 4, Weather: Fine, Rail Position: +7m 1200m
Chute, +10m Remainder



Section	Overall	L1600	L1400	L1200	L1000	L800	L600	L400	L200
Section Times	1:53.91 [11] (0:15.90)	1:38.01 [11] (0:11.23)	1:26.78 [10] (0:11.52)	1:15.26 [9] (0:12.28)	1:02.98 [10] (0:12.97)	0:50.01 [11] (0:12.50)	0:37.51 [11] (0:12.01)	0:25.50 [9] (0:12.36)	0:13.14 [11] (0:13.14)
Average Speed [km/h]	45.4	64.1	62.4	58.9	57.1	58.9	61.4	58.3	54.8
Top Speed [km/h]	63.1	65.1	63.8	59.8	58.5	60.6	63.0	61.6	56.5
Avg. Dist. to Rail [m]	6.9	2.4	2.5	2.8	5.3	4.7	6.5	10.5	9.5
Avg. Stride Freq. [Hz]	2.2	2.5	2.4	2.3	2.3	2.4	2.5	2.5	2.5
Avg. Stride Length [m]	5.5	7.2	7.1	7.0	6.8	6.9	6.8	6.4	6.2



- [] Ranking at each section and finish
- :-:- No data available at this section
- NA No data available

Horse/Jockey Name	BELFAST CHILD/Caitlin Tootell
Finish Rank	12
Fastest Section Time (Section)	0:11.20 (L1600)
Top Speed [km/h] (Section)	65.6 (Overall)
Race State	Finished



Thomas Farms RC Murray Bridge SA - Professional

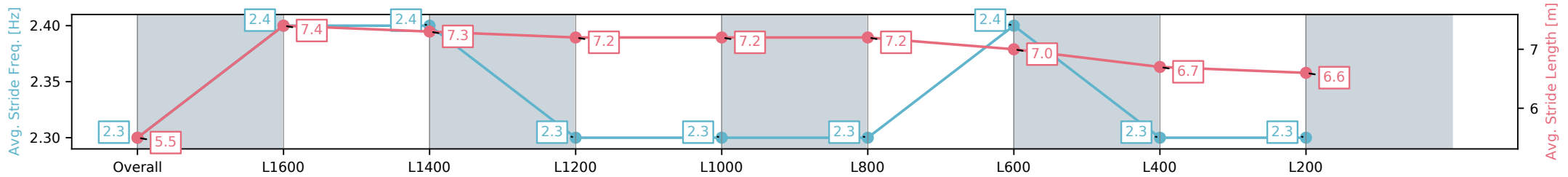
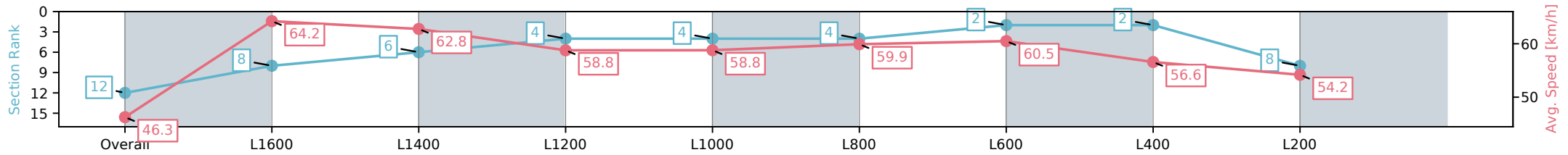
Race 3: Coonara Maiden Plate - 1800m

13 November 2024 - 2:32PM

Track Rating: Good 4, Weather: Fine, Rail Position: +7m 1200m
Chute, +10m Remainder



Section	Overall	L1600	L1400	L1200	L1000	L800	L600	L400	L200
Section Times	1:53.94 [12] (0:15.57)	1:38.36 [8] (0:11.20)	1:27.16 [6] (0:11.49)	1:15.67 [4] (0:12.30)	1:03.37 [4] (0:12.68)	0:50.69 [4] (0:12.45)	0:38.24 [2] (0:12.22)	0:26.02 [2] (0:12.71)	0:13.31 [8] (0:13.31)
Average Speed [km/h]	46.3	64.2	62.8	58.8	58.8	59.9	60.5	56.6	54.2
Top Speed [km/h]	63.6	65.6	64.2	60.5	59.8	61.0	61.1	59.8	55.4
Avg. Dist. to Rail [m]	10.5	4.7	3.8	4.5	6.7	7.2	6.5	7.6	6.7
Avg. Stride Freq. [Hz]	2.3	2.4	2.4	2.3	2.3	2.3	2.4	2.3	2.3
Avg. Stride Length [m]	5.5	7.4	7.3	7.2	7.2	7.2	7.0	6.7	6.6



- [] Ranking at each section and finish
- :-:- No data available at this section
- NA No data available

Horse/Jockey Name	FOXY EAGLE/Dom Tourneur
Finish Rank	13
Fastest Section Time (Section)	0:11.40 (L1600)
Top Speed [km/h] (Section)	63.6 (Overall)
Race State	Finished



Thomas Farms RC Murray Bridge SA - Professional

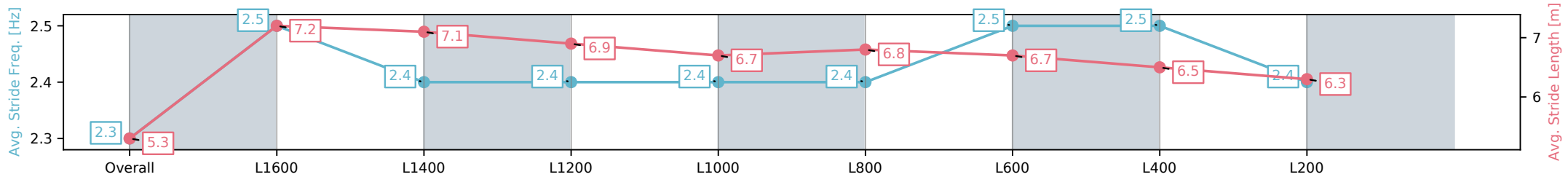
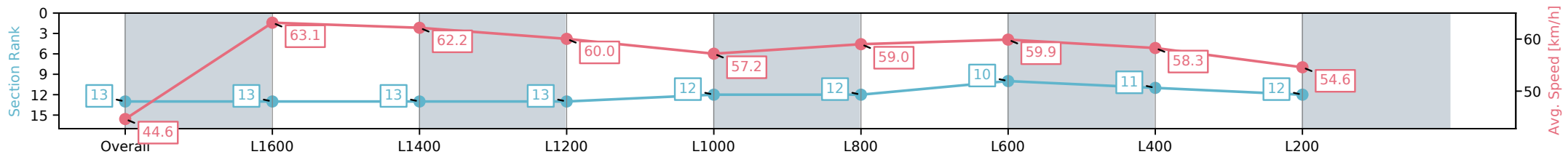
Race 3: Coonara Maiden Plate - 1800m

13 November 2024 - 2:32PM

Track Rating: Good 4, Weather: Fine, Rail Position: +7m 1200m
Chute, +10m Remainder



Section	Overall	L1600	L1400	L1200	L1000	L800	L600	L400	L200
Section Times	1:54.13 [13] (0:16.18)	1:37.95 [13] (0:11.40)	1:26.55 [13] (0:11.56)	1:14.98 [13] (0:12.01)	1:02.97 [12] (0:12.76)	0:50.21 [12] (0:12.43)	0:37.78 [10] (0:12.22)	0:25.56 [11] (0:12.37)	0:13.19 [12] (0:13.19)
Average Speed [km/h]	44.6	63.1	62.2	60.0	57.2	59.0	59.9	58.3	54.6
Top Speed [km/h]	62.8	63.6	63.4	61.2	59.2	60.9	61.2	60.5	57.3
Avg. Dist. to Rail [m]	8.4	0.4	0.3	0.5	2.7	3.5	4.5	5.3	4.6
Avg. Stride Freq. [Hz]	2.3	2.5	2.4	2.4	2.4	2.4	2.5	2.5	2.4
Avg. Stride Length [m]	5.3	7.2	7.1	6.9	6.7	6.8	6.7	6.5	6.3



- [] Ranking at each section and finish
- :-:- No data available at this section
- NA No data available

Horse/Jockey Name	OUR HOST/Brooke King
Finish Rank	14
Fastest Section Time (Section)	0:11.36 (L1600)
Top Speed [km/h] (Section)	63.8 (Overall)
Race State	Finished



Thomas Farms RC Murray Bridge SA - Professional

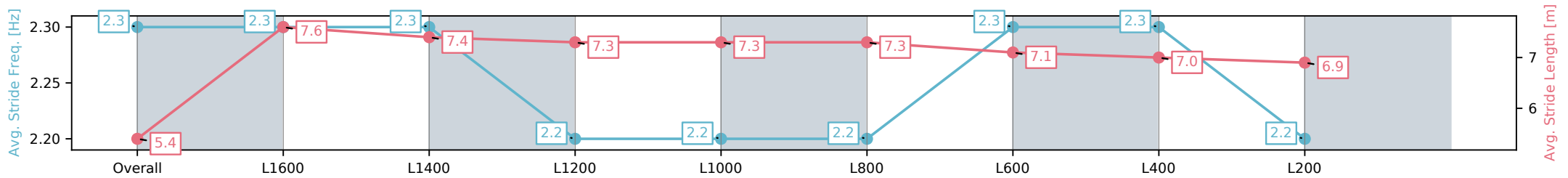
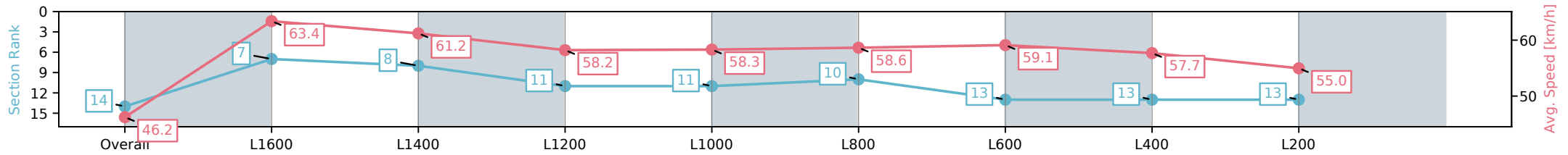
Race 3: Coonara Maiden Plate - 1800m

13 November 2024 - 2:32PM

Track Rating: Good 4, Weather: Fine, Rail Position: +7m 1200m
Chute, +10m Remainder



Section	Overall	L1600	L1400	L1200	L1000	L800	L600	L400	L200
Section Times	1:54.80 [14] (0:15.57)	1:39.22 [7] (0:11.36)	1:27.86 [8] (0:11.76)	1:16.10 [11] (0:12.40)	1:03.70 [11] (0:12.77)	0:50.93 [10] (0:12.77)	0:38.16 [13] (0:12.57)	0:25.58 [13] (0:12.50)	0:13.08 [13] (0:13.08)
Average Speed [km/h]	46.2	63.4	61.2	58.2	58.3	58.6	59.1	57.7	55.0
Top Speed [km/h]	63.0	63.8	62.5	59.4	59.0	59.7	60.3	59.8	56.1
Avg. Dist. to Rail [m]	3.7	1.2	1.2	2.6	6.4	7.9	7.7	6.4	5.9
Avg. Stride Freq. [Hz]	2.3	2.3	2.3	2.2	2.2	2.2	2.3	2.3	2.2
Avg. Stride Length [m]	5.4	7.6	7.4	7.3	7.3	7.3	7.1	7.0	6.9



- [] Ranking at each section and finish
- :-:- No data available at this section
- NA No data available