



RACINGSA

Thomas Farms RC Murray Bridge SA Race 2: Team Poly Tanks Maiden Plate - 1400m

13 November 2024 - 2:00PM

Track Rating: Good 4, Weather: Fine, Rail Position: +7m 1200m Chute, +10m Remainder



Murray Bridge
Racing Club

Section								Overall	L1200	L1000	L800	L600	L400		
Field Times								1:26.63 (0:15.24)	1:11.39 (0:10.77)	1:00.62 (0:11.65)	0:48.97 (0:12.15)	0:36.82 (0:12.41)	0:24.41 (0:12.05)		
Position	#	Horse/Jockey	Barrier	Top Speed [km/h]	Fastest Section	First 400m								Distance Travelled From Winner [m]	
1	2	SAKASU Samuel Payne	10	67.8 1400-1200	0:10.77 1200-1000	0:26.81	1:26.63 (0:16.04)	1:10.59 [12] (0:10.77)	0:59.82 [10] (0:11.57)	0:48.24 [8] (0:12.20)	0:36.04 [8] (0:12.01)	0:24.03 [6] (0:11.67)			
2	14	SAINT BOOM Manoel Nunes	12	67.6 1400-1200	0:10.96 1200-1000	0:26.62	1:27.46 (0:15.66)	1:11.80 [7] (0:10.96)	1:00.84 [7] (0:11.65)	0:49.19 [7] (0:12.15)	0:37.04 [7] (0:12.18)	0:24.86 [7] (0:12.13)		+2	
3	11	NAVIGLI Anna Jordsjo	13	68.4 1400-1200	0:10.86 1200-1000	0:26.11	1:27.49 (0:15.25)	1:12.24 [2] (0:10.86)	1:01.38 [2] (0:11.71)	0:49.67 [2] (0:12.13)	0:37.54 [2] (0:12.34)	0:25.20 [2] (0:12.22)		+0	
4	4	THAVMA Stacey Metcalfe	4	66.5 1400-1200	0:10.98 1200-1000	0:26.28	1:27.62 (0:15.31)	1:12.31 [4] (0:10.98)	1:01.33 [4] (0:11.65)	0:49.68 [3] (0:12.24)	0:37.44 [5] (0:12.41)	0:25.03 [5] (0:12.19)		+2	
5	5	I AM RALPH Dom Tourneur	2	67.5 1400-1200	0:10.88 1200-1000	0:26.34	1:28.00 (0:15.46)	1:12.54 [6] (0:10.88)	1:01.66 [5] (0:11.65)	0:50.01 [4] (0:12.15)	0:37.86 [3] (0:12.34)	0:25.52 [3] (0:12.37)		-3	
6	9	FLYING YANK Felicity Atkinson	5	68.5 1400-1200	0:10.98 1200-1000	0:26.26	1:28.14 (0:15.28)	1:12.86 [3] (0:10.98)	1:01.88 [3] (0:11.76)	0:50.12 [5] (0:12.16)	0:37.96 [4] (0:12.30)	0:25.66 [4] (0:12.45)		-5	
7	8	BLONDI'S BOMBSHELL Lachlan Neindorf	7	68.4 1400-1200	0:10.77 1200-1000	0:26.01	1:28.19 (0:15.24)	1:12.95 [1] (0:10.77)	1:02.18 [1] (0:11.65)	0:50.53 [1] (0:12.14)	0:38.39 [1] (0:12.41)	0:25.98 [1] (0:12.56)		-5	
8	1	NAVAL ENSIGN Callan Murray	6	68.0 1400-1200	0:10.90 1200-1000	0:26.65	1:28.25 (0:15.75)	1:12.50 [9] (0:10.90)	1:01.60 [8] (0:11.86)	0:49.74 [10] (0:12.17)	0:37.57 [10] (0:12.33)	0:25.24 [10] (0:12.41)		+0	
9	7	ARTISTIC GAL Caitlin Tootell	11	66.2 1400-1200	0:11.12 1200-1000	0:26.97	1:28.25 (0:15.85)	1:12.40 [10] (0:11.12)	1:01.28 [12] (0:12.08)	0:49.20 [12] (0:12.20)	0:37.00 [12] (0:12.15)	0:24.85 [12] (0:11.97)		-4	
10	15	THE TANK Ben Price	3	67.1 1400-1200	0:10.96 1200-1000	0:26.92	1:28.49 (0:15.96)	1:12.53 [11] (0:10.96)	1:01.57 [11] (0:11.59)	0:49.98 [11] (0:12.15)	0:37.83 [9] (0:12.22)	0:25.61 [9] (0:12.23)		-8	

Scratched: Misterizz (#6), Stolen (#12), Extra Chill (#13), Miss Narranga (#16)

- [] Position in running at each section and finish
- #: Saddle cloth number
- No data available at this section
- DNF Did not finish
- NA No data available
- DNT Did not track
- █ Background shading for fastest section



RACINGSA

Thomas Farms RC Murray Bridge SA Race 2: Team Poly Tanks Maiden Plate - 1400m

13 November 2024 - 2:00PM

Track Rating: Good 4, Weather: Fine, Rail Position: +7m 1200m Chute, +10m Remainder



Murray Bridge
Racing Club

Section Field Times							Overall	L1200	L1000	L800	L600	L400		
							1:26.63 (0:15.24)	1:11.39 (0:10.77)	1:00.62 (0:11.65)	0:48.97 (0:12.15)	0:36.82 (0:12.41)	0:24.41 (0:12.05)		
Position	#	Horse/Jockey	Barrier	Top Speed [km/h]	Fastest Section	First 400m								Distance Travelled From Winner [m]
11	10	GREY SILVERADO	1	67.6	0:10.99	0:26.41	1:28.75	1:13.33 [5]	1:02.34 [6]	0:50.58 [6]	0:38.38 [6]	0:26.01 [8]		-5
		Jason Holder		1400-1200	1200-1000		(0:15.42)	(0:10.99)	(0:11.76)	(0:12.20)	(0:12.37)	(0:12.60)		
12	3	SYR WYVERN	14	66.3	0:11.12	0:26.81	1:30.16	1:14.47 [8]	1:03.35 [9]	0:51.68 [9]	0:39.33 [11]	0:26.90 [11]		+2
		Alana Livesey		1400-1200	1200-1000		(0:15.69)	(0:11.12)	(0:11.67)	(0:12.35)	(0:12.43)	(0:12.77)		

Scratched: Misterizz (#6), Stolen (#12), Extra Chill (#13), Miss Narranga (#16)

- [] Position in running at each section and finish
- #: Saddle cloth number
- :--:-- No data available at this section
- DNF Did not finish
- NA No data available
- DNT Did not track
- █ Background shading for fastest section



RACINGSA

Thomas Farms RC Murray Bridge SA Race 2: Team Poly Tanks Maiden Plate - 1400m

13 November 2024 - 2:00PM

Track Rating: Good 4, Weather: Fine, Rail Position: +7m 1200m Chute, +10m Remainder



Murray Bridge
Racing Club

Section Field Times

L200
0:12.36
(0:12.36)

Position	#	Horse/Jockey	Barrier	Top Speed [km/h]	Fastest Section	First 400m	Margin	Distance Travelled From Winner [m]
1	2	SAKASU Samuel Payne	10	67.8 1400-1200	0:10.77 1200-1000	0:26.81 (0:12.36)	1:26.63	
2	14	SAINT BOOM Manoel Nunes	12	67.6 1400-1200	0:10.96 1200-1000	0:12.73 [3] (0:12.73)	5.31L	+2
3	11	NAVIGLI Anna Jordsjo	13	68.4 1400-1200	0:10.86 1200-1000	0:12.98 [2] (0:12.98)	5.53L	+0
4	4	THAVMA Stacey Metcalfe	4	66.5 1400-1200	0:10.98 1200-1000	0:12.84 [4] (0:12.84)	6.37L	+2
5	5	I AM RALPH Dom Tourneur	2	67.5 1400-1200	0:10.88 1200-1000	0:13.15 [6] (0:13.15)	8.79L	-3
6	9	FLYING YANK Felicity Atkinson	5	68.5 1400-1200	0:10.98 1200-1000	0:13.21 [7] (0:13.21)	9.71L	-5
7	8	BLONDI'S BOMBSHELL Lachlan Neindorf	7	68.4 1400-1200	0:10.77 1200-1000	0:13.41 [5] (0:13.41)	10.07L	-5
8	1	NAVAL ENSIGN Callan Murray	6	68.0 1400-1200	0:10.90 1200-1000	0:26.65 (0:12.83)	10.42L	+0
9	7	ARTISTIC GAL Caitlin Tootell	11	66.2 1400-1200	0:11.12 1200-1000	0:26.97 (0:12.88)	10.43L	-4
10	15	THE TANK Ben Price	3	67.1 1400-1200	0:10.96 1200-1000	0:13.38 [8] (0:13.38)	11.99L	-8

Scratched: Misterizz (#6), Stolen (#12), Extra Chill (#13), Miss Narranga (#16)

- [] Position in running at each section and finish
- #: Saddle cloth number
- :-:-- No data available at this section
- DNF Did not finish
- NA No data available
- DNT Did not track
- █ Background shading for fastest section



RACINGSA

Thomas Farms RC Murray Bridge SA Race 2: Team Poly Tanks Maiden Plate - 1400m

13 November 2024 - 2:00PM

Track Rating: Good 4, Weather: Fine, Rail Position: +7m 1200m Chute, +10m Remainder



Murray Bridge
Racing Club

Section

Field Times

L200

0:12.36

(0:12.36)

Position	#	Horse/Jockey	Barrier	Top Speed [km/h]	Fastest Section	First 400m	Margin							Distance Travelled From Winner [m]		
11	10	GREY SILVERADO	1	67.6	0:10.99	0:26.41	0:13.41 [9]	13.64L								-5
		Jason Holder		1400-1200	1200-1000		(0:13.41)									
12	3	SYR WYVERN	14	66.3	0:11.12	0:26.81	0:14.13 [12]	22.78L								+2
		Alana Livesey		1400-1200	1200-1000		(0:14.13)									

Scratched: Misterizz (#6), Stolen (#12), Extra Chill (#13), Miss Narranga (#16)

- [] Position in running at each section and finish
- #: Saddle cloth number
- :--- No data available at this section
- DNF Did not finish
- NA No data available
- DNT Did not track
- █ Background shading for fastest section

Horse/Jockey Name	SAKASU/Samuel Payne
Finish Rank	1
Fastest Section Time (Section)	0:10.77 (L1200)
Top Speed [km/h] (Section)	67.8 (Overall)
Race State	Finished



Thomas Farms RC Murray Bridge SA - Professional

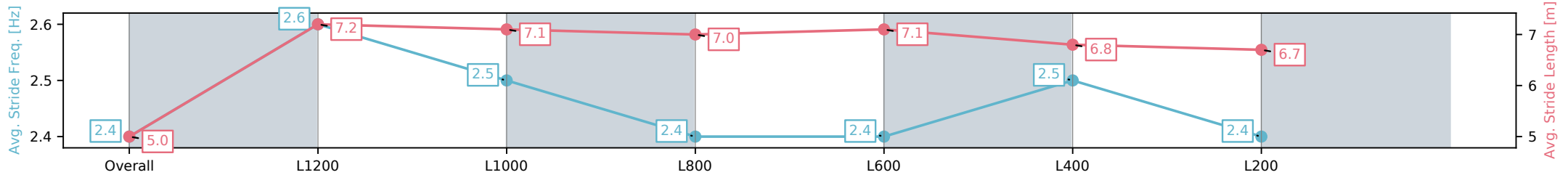
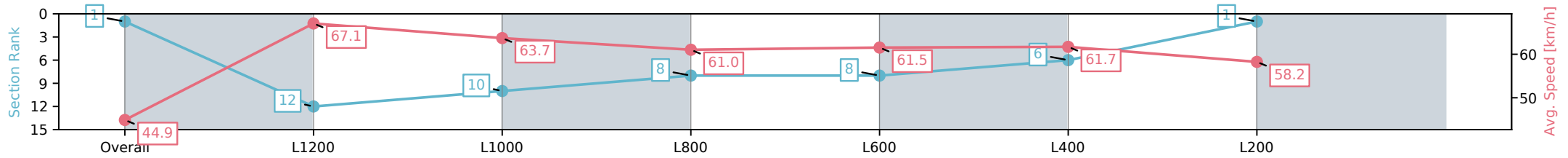
Race 2: Team Poly Tanks Maiden Plate - 1400m

13 November 2024 - 2:00PM

Track Rating: Good 4, Weather: Fine, Rail Position: +7m 1200m Chute, +10m Remainder



Section	Overall	L1200	L1000	L800	L600	L400	L200
Section Times	1:26.63 [1] (0:16.04)	1:10.59 [12] (0:10.77)	0:59.82 [10] (0:11.57)	0:48.24 [8] (0:12.20)	0:36.04 [8] (0:12.01)	0:24.03 [6] (0:11.67)	0:12.36 [1] (0:12.36)
Average Speed [km/h]	44.9	67.1	63.7	61.0	61.5	61.7	58.2
Top Speed [km/h]	67.2	67.8	65.8	62.1	62.5	62.9	60.0
Avg. Dist. to Rail [m]	7.8	1.5	5.0	6.5	6.8	8.0	3.2
Avg. Stride Freq. [Hz]	2.4	2.6	2.5	2.4	2.4	2.5	2.4
Avg. Stride Length [m]	5.0	7.2	7.1	7.0	7.1	6.8	6.7



- [] Ranking at each section and finish
- :-:- No data available at this section
- NA No data available

Horse/Jockey Name	SAINT BOOM/Manoel Nunes
Finish Rank	2
Fastest Section Time (Section)	0:10.96 (L1200)
Top Speed [km/h] (Section)	67.6 (Overall)
Race State	Finished



Thomas Farms RC Murray Bridge SA - Professional

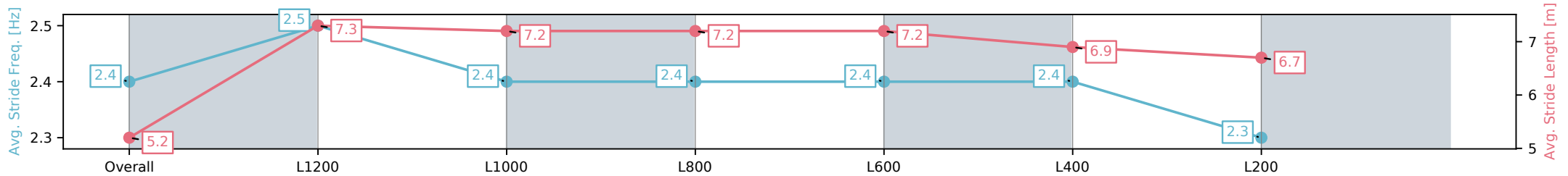
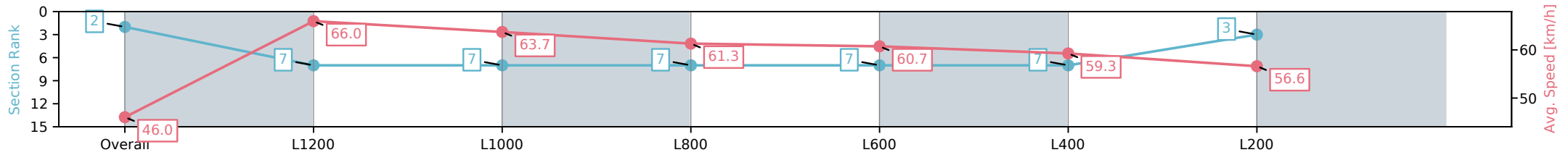
Race 2: Team Poly Tanks Maiden Plate - 1400m

13 November 2024 - 2:00PM

Track Rating: Good 4, Weather: Fine, Rail Position: +7m 1200m Chute, +10m Remainder



Section	Overall	L1200	L1000	L800	L600	L400	L200
Section Times	1:27.46 [2] (0:15.66)	1:11.80 [7] (0:10.96)	1:00.84 [7] (0:11.65)	0:49.19 [7] (0:12.15)	0:37.04 [7] (0:12.18)	0:24.86 [7] (0:12.13)	0:12.73 [3] (0:12.73)
Average Speed [km/h]	46.0	66.0	63.7	61.3	60.7	59.3	56.6
Top Speed [km/h]	67.4	67.6	65.3	62.7	61.8	61.4	58.3
Avg. Dist. to Rail [m]	11.4	4.5	6.0	6.8	6.6	8.3	7.9
Avg. Stride Freq. [Hz]	2.4	2.5	2.4	2.4	2.4	2.4	2.3
Avg. Stride Length [m]	5.2	7.3	7.2	7.2	7.2	6.9	6.7



- [] Ranking at each section and finish
- :-:- No data available at this section
- NA No data available

Horse/Jockey Name	NAVIGLI/Anna Jordsjo
Finish Rank	3
Fastest Section Time (Section)	0:10.86 (L1200)
Top Speed [km/h] (Section)	68.4 (Overall)
Race State	Finished



Thomas Farms RC Murray Bridge SA - Professional

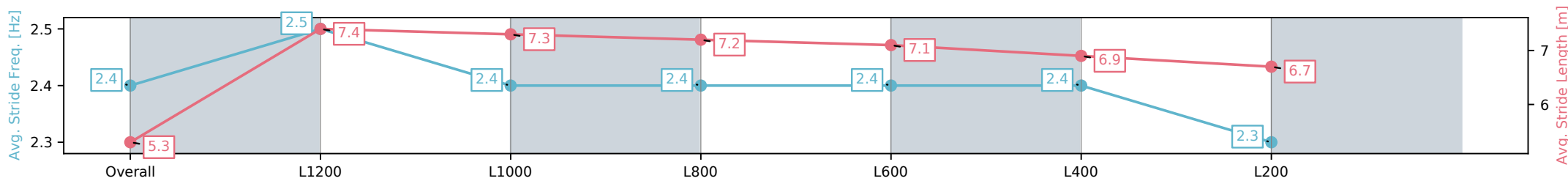
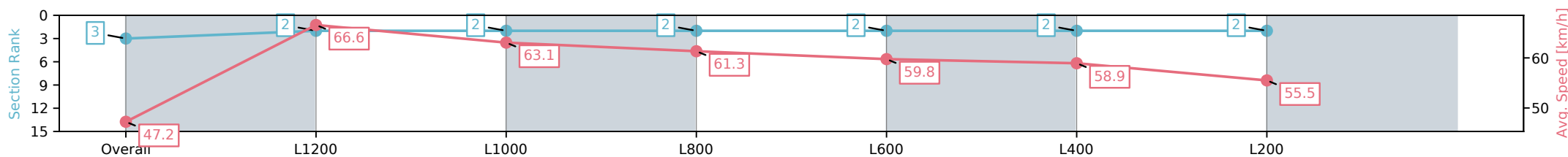
Race 2: Team Poly Tanks Maiden Plate - 1400m

13 November 2024 - 2:00PM

Track Rating: Good 4, Weather: Fine, Rail Position: +7m 1200m Chute, +10m Remainder



Section	Overall	L1200	L1000	L800	L600	L400	L200
Section Times	1:27.49 [3] (0:15.25)	1:12.24 [2] (0:10.86)	1:01.38 [2] (0:11.71)	0:49.67 [2] (0:12.13)	0:37.54 [2] (0:12.34)	0:25.20 [2] (0:12.22)	0:12.98 [2] (0:12.98)
Average Speed [km/h]	47.2	66.6	63.1	61.3	59.8	58.9	55.5
Top Speed [km/h]	67.4	68.4	65.3	63.1	60.8	60.7	56.4
Avg. Dist. to Rail [m]	13.0	4.3	5.3	6.4	5.9	7.2	6.4
Avg. Stride Freq. [Hz]	2.4	2.5	2.4	2.4	2.4	2.4	2.3
Avg. Stride Length [m]	5.3	7.4	7.3	7.2	7.1	6.9	6.7



[] Ranking at each section and finish
 -:-:- No data available at this section
 NA No data available

Horse/Jockey Name	THAVMA/Stacey Metcalfe
Finish Rank	4
Fastest Section Time (Section)	0:10.98 (L1200)
Top Speed [km/h] (Section)	66.5 (Overall)
Race State	Finished



Thomas Farms RC Murray Bridge SA - Professional

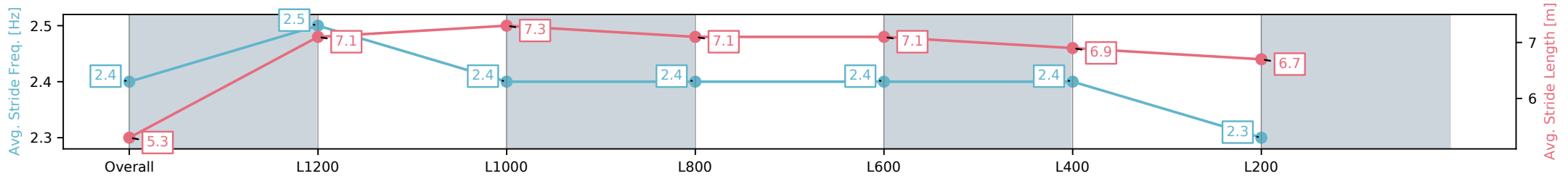
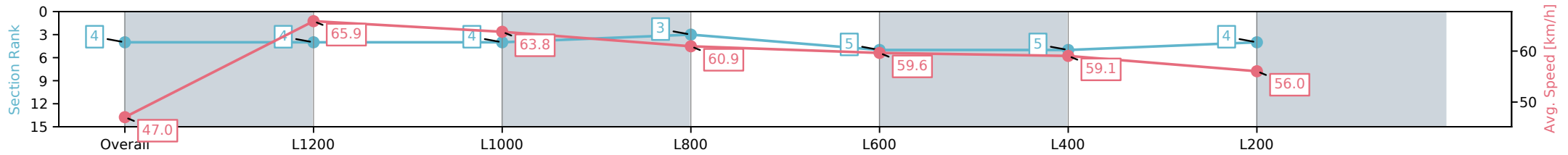
Race 2: Team Poly Tanks Maiden Plate - 1400m

13 November 2024 - 2:00PM

Track Rating: Good 4, Weather: Fine, Rail Position: +7m 1200m
Chute, +10m Remainder



Section	Overall	L1200	L1000	L800	L600	L400	L200
Section Times	1:27.62 [4] (0:15.31)	1:12.31 [4] (0:10.98)	1:01.33 [4] (0:11.65)	0:49.68 [3] (0:12.24)	0:37.44 [5] (0:12.41)	0:25.03 [5] (0:12.19)	0:12.84 [4] (0:12.84)
Average Speed [km/h]	47.0	65.9	63.8	60.9	59.6	59.1	56.0
Top Speed [km/h]	66.3	66.5	65.4	62.2	61.0	60.5	57.9
Avg. Dist. to Rail [m]	7.2	3.3	6.3	7.0	6.8	8.9	10.8
Avg. Stride Freq. [Hz]	2.4	2.5	2.4	2.4	2.4	2.4	2.3
Avg. Stride Length [m]	5.3	7.1	7.3	7.1	7.1	6.9	6.7



- [] Ranking at each section and finish
- :-:- No data available at this section
- NA No data available

Horse/Jockey Name	I AM RALPH/Dom Tourneur
Finish Rank	5
Fastest Section Time (Section)	0:10.88 (L1200)
Top Speed [km/h] (Section)	67.5 (Overall)
Race State	Finished



Thomas Farms RC Murray Bridge SA - Professional

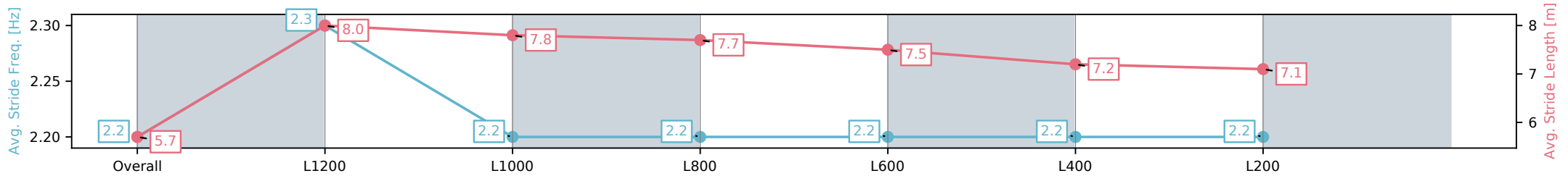
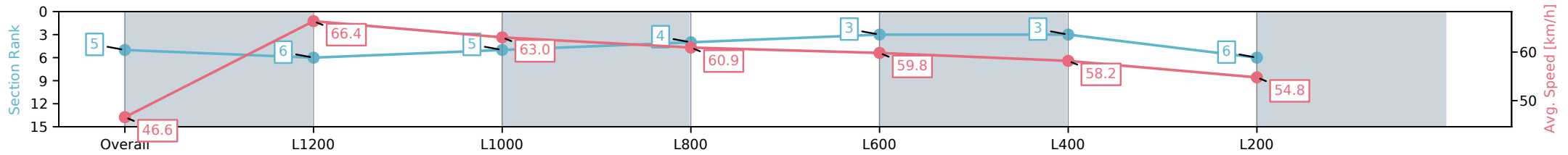
Race 2: Team Poly Tanks Maiden Plate - 1400m

13 November 2024 - 2:00PM

Track Rating: Good 4, Weather: Fine, Rail Position: +7m 1200m Chute, +10m Remainder



Section	Overall	L1200	L1000	L800	L600	L400	L200
Section Times	1:28.00 [5] (0:15.46)	1:12.54 [6] (0:10.88)	1:01.66 [5] (0:11.65)	0:50.01 [4] (0:12.15)	0:37.86 [3] (0:12.34)	0:25.52 [3] (0:12.37)	0:13.15 [6] (0:13.15)
Average Speed [km/h]	46.6	66.4	63.0	60.9	59.8	58.2	54.8
Top Speed [km/h]	66.6	67.5	64.6	61.5	61.2	59.6	56.6
Avg. Dist. to Rail [m]	5.3	1.2	4.0	5.6	6.2	7.7	7.4
Avg. Stride Freq. [Hz]	2.2	2.3	2.2	2.2	2.2	2.2	2.2
Avg. Stride Length [m]	5.7	8.0	7.8	7.7	7.5	7.2	7.1



- [] Ranking at each section and finish
- :-:- No data available at this section
- NA No data available

Horse/Jockey Name	FLYING YANK/Felicity Atkinson
Finish Rank	6
Fastest Section Time (Section)	0:10.98 (L1200)
Top Speed [km/h] (Section)	68.5 (Overall)
Race State	Finished



Thomas Farms RC Murray Bridge SA - Professional

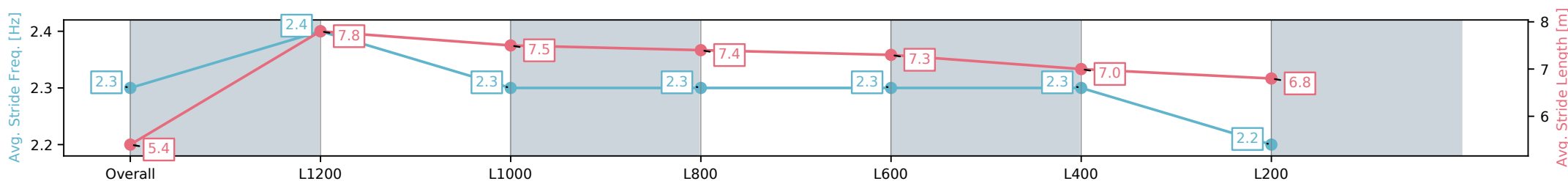
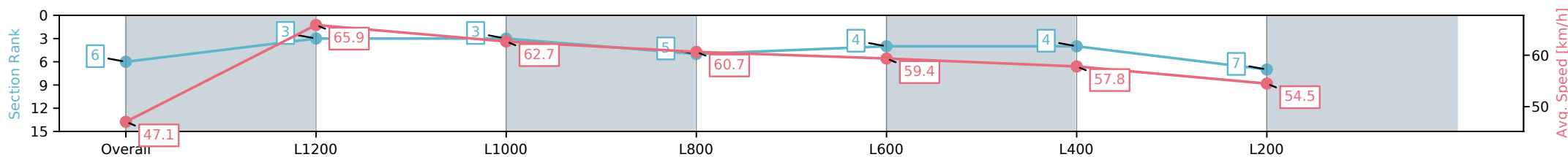
Race 2: Team Poly Tanks Maiden Plate - 1400m

13 November 2024 - 2:00PM

Track Rating: Good 4, Weather: Fine, Rail Position: +7m 1200m Chute, +10m Remainder



Section	Overall	L1200	L1000	L800	L600	L400	L200
Section Times	1:28.14 [6] (0:15.28)	1:12.86 [3] (0:10.98)	1:01.88 [3] (0:11.76)	0:50.12 [5] (0:12.16)	0:37.96 [4] (0:12.30)	0:25.66 [4] (0:12.45)	0:13.21 [7] (0:13.21)
Average Speed [km/h]	47.1	65.9	62.7	60.7	59.4	57.8	54.5
Top Speed [km/h]	67.9	68.5	64.2	61.8	60.2	59.6	56.3
Avg. Dist. to Rail [m]	8.5	3.0	4.7	5.2	3.2	5.3	5.1
Avg. Stride Freq. [Hz]	2.3	2.4	2.3	2.3	2.3	2.3	2.2
Avg. Stride Length [m]	5.4	7.8	7.5	7.4	7.3	7.0	6.8



[] Ranking at each section and finish
 -:-:- No data available at this section
 NA No data available

Horse/Jockey Name	BLONDI'S BOMBSHELL/Lachlan Neindorf
Finish Rank	7
Fastest Section Time (Section)	0:10.77 (L1200)
Top Speed [km/h] (Section)	68.4 (Overall)
Race State	Finished



Thomas Farms RC Murray Bridge SA - Professional

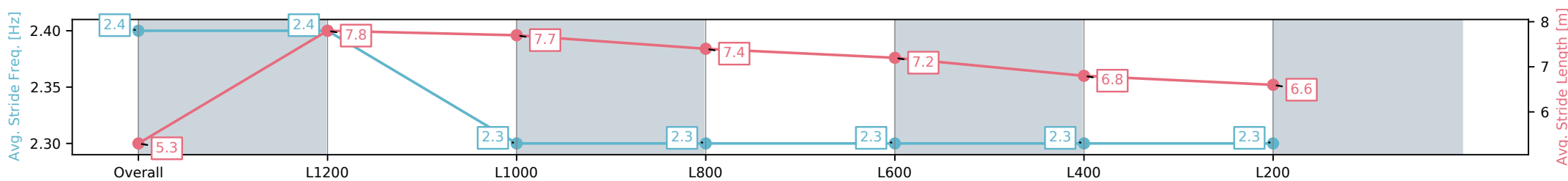
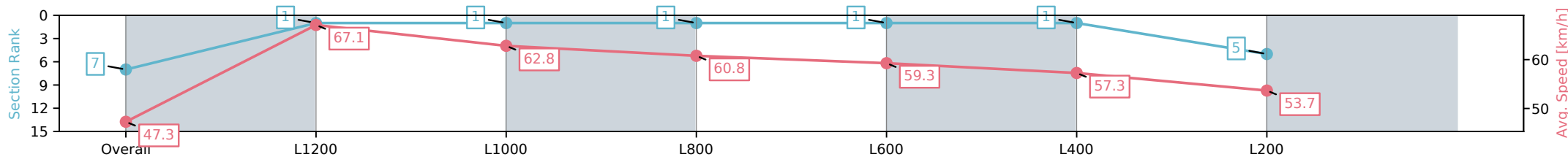
Race 2: Team Poly Tanks Maiden Plate - 1400m

13 November 2024 - 2:00PM

Track Rating: Good 4, Weather: Fine, Rail Position: +7m 1200m
Chute, +10m Remainder



Section	Overall	L1200	L1000	L800	L600	L400	L200
Section Times	1:28.19 [7] (0:15.24)	1:12.95 [1] (0:10.77)	1:02.18 [1] (0:11.65)	0:50.53 [1] (0:12.14)	0:38.39 [1] (0:12.41)	0:25.98 [1] (0:12.56)	0:13.41 [5] (0:13.41)
Average Speed [km/h]	47.3	67.1	62.8	60.8	59.3	57.3	53.7
Top Speed [km/h]	68.4	68.4	65.2	62.3	60.6	58.7	54.9
Avg. Dist. to Rail [m]	10.4	3.6	3.4	4.9	5.1	5.2	4.6
Avg. Stride Freq. [Hz]	2.4	2.4	2.3	2.3	2.3	2.3	2.3
Avg. Stride Length [m]	5.3	7.8	7.7	7.4	7.2	6.8	6.6



[] Ranking at each section and finish
 -:-:- No data available at this section
 NA No data available

Horse/Jockey Name	NAVAL ENSIGN/Callan Murray
Finish Rank	8
Fastest Section Time (Section)	0:10.90 (L1200)
Top Speed [km/h] (Section)	68.0 (Overall)
Race State	Finished



Thomas Farms RC Murray Bridge SA - Professional

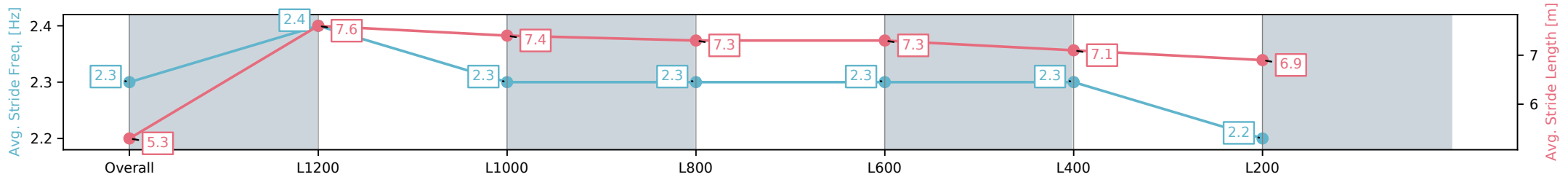
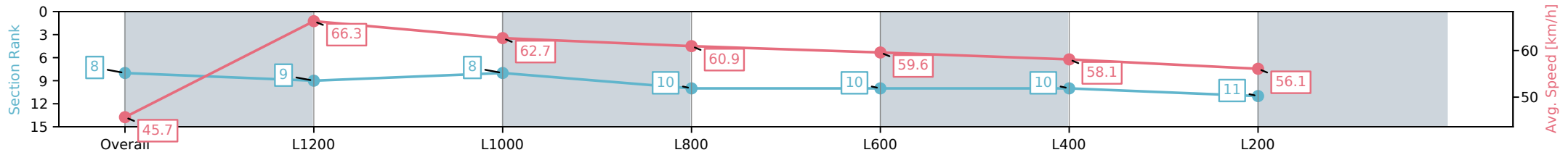
Race 2: Team Poly Tanks Maiden Plate - 1400m

13 November 2024 - 2:00PM

Track Rating: Good 4, Weather: Fine, Rail Position: +7m 1200m
Chute, +10m Remainder



Section	Overall	L1200	L1000	L800	L600	L400	L200
Section Times	1:28.25 [8] (0:15.75)	1:12.50 [9] (0:10.90)	1:01.60 [8] (0:11.86)	0:49.74 [10] (0:12.17)	0:37.57 [10] (0:12.33)	0:25.24 [10] (0:12.41)	0:12.83 [11] (0:12.83)
Average Speed [km/h]	45.7	66.3	62.7	60.9	59.6	58.1	56.1
Top Speed [km/h]	67.7	68.0	64.3	61.4	60.8	59.2	56.8
Avg. Dist. to Rail [m]	7.6	3.0	6.0	5.8	5.5	10.5	11.2
Avg. Stride Freq. [Hz]	2.3	2.4	2.3	2.3	2.3	2.3	2.2
Avg. Stride Length [m]	5.3	7.6	7.4	7.3	7.3	7.1	6.9



- [] Ranking at each section and finish
- :-:- No data available at this section
- NA No data available

Horse/Jockey Name	ARTISTIC GAL/Caitlin Tootell
Finish Rank	9
Fastest Section Time (Section)	0:11.12 (L1200)
Top Speed [km/h] (Section)	66.2 (Overall)
Race State	Finished



Thomas Farms RC Murray Bridge SA - Professional

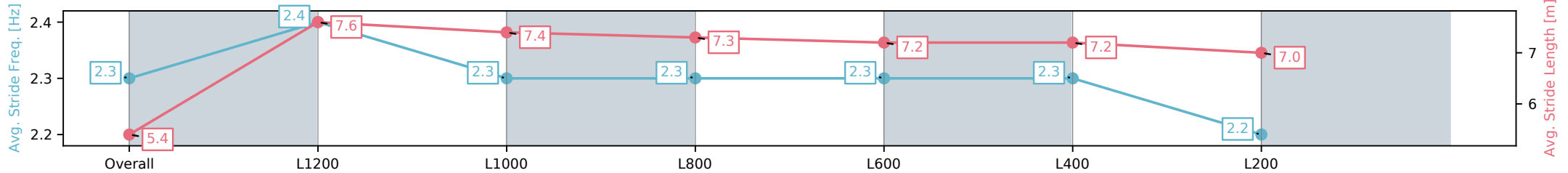
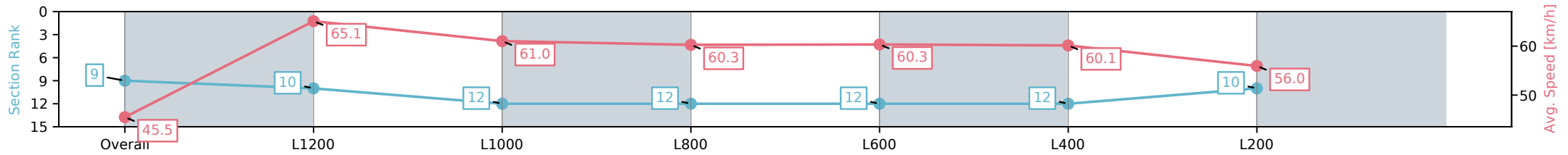
Race 2: Team Poly Tanks Maiden Plate - 1400m

13 November 2024 - 2:00PM

Track Rating: Good 4, Weather: Fine, Rail Position: +7m 1200m Chute, +10m Remainder



Section	Overall	L1200	L1000	L800	L600	L400	L200
Section Times	1:28.25 [9] (0:15.85)	1:12.40 [10] (0:11.12)	1:01.28 [12] (0:12.08)	0:49.20 [12] (0:12.20)	0:37.00 [12] (0:12.15)	0:24.85 [12] (0:11.97)	0:12.88 [10] (0:12.88)
Average Speed [km/h]	45.5	65.1	61.0	60.3	60.3	60.1	56.0
Top Speed [km/h]	65.1	66.2	62.7	61.2	61.0	61.5	58.6
Avg. Dist. to Rail [m]	9.9	3.5	4.8	4.2	4.6	7.5	8.4
Avg. Stride Freq. [Hz]	2.3	2.4	2.3	2.3	2.3	2.3	2.2
Avg. Stride Length [m]	5.4	7.6	7.4	7.3	7.2	7.2	7.0



- [] Ranking at each section and finish
- :-:- No data available at this section
- NA No data available

Horse/Jockey Name	THE TANK/Ben Price
Finish Rank	10
Fastest Section Time (Section)	0:10.96 (L1200)
Top Speed [km/h] (Section)	67.1 (Overall)
Race State	Finished



Thomas Farms RC Murray Bridge SA - Professional

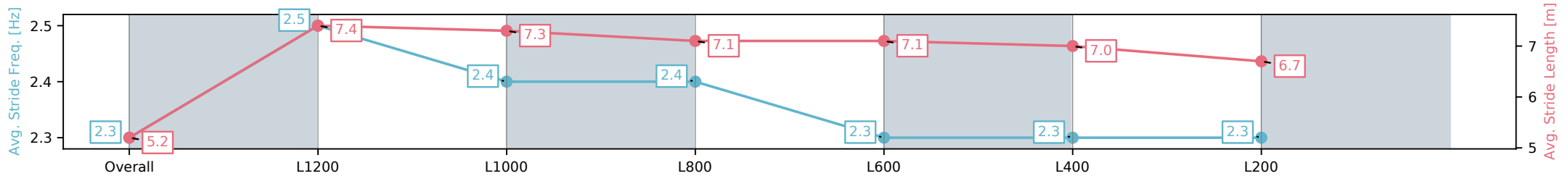
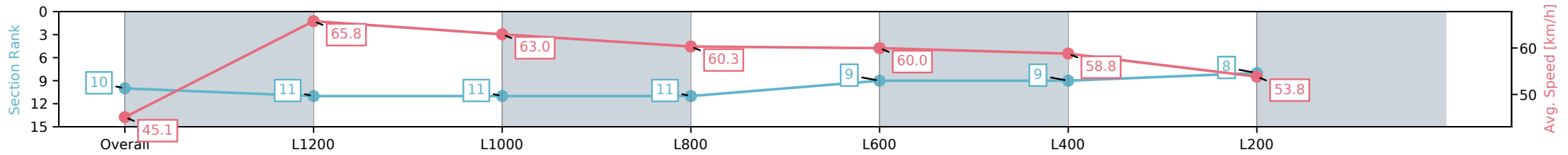
Race 2: Team Poly Tanks Maiden Plate - 1400m

13 November 2024 - 2:00PM

Track Rating: Good 4, Weather: Fine, Rail Position: +7m 1200m Chute, +10m Remainder



Section	Overall	L1200	L1000	L800	L600	L400	L200
Section Times	1:28.49 [10] (0:15.96)	1:12.53 [11] (0:10.96)	1:01.57 [11] (0:11.59)	0:49.98 [11] (0:12.15)	0:37.83 [9] (0:12.22)	0:25.61 [9] (0:12.23)	0:13.38 [8] (0:13.38)
Average Speed [km/h]	45.1	65.8	63.0	60.3	60.0	58.8	53.8
Top Speed [km/h]	66.9	67.1	64.6	61.4	60.9	60.5	56.6
Avg. Dist. to Rail [m]	6.5	1.0	2.6	3.5	4.5	6.2	5.6
Avg. Stride Freq. [Hz]	2.3	2.5	2.4	2.4	2.3	2.3	2.3
Avg. Stride Length [m]	5.2	7.4	7.3	7.1	7.1	7.0	6.7



- [] Ranking at each section and finish
- :-:- No data available at this section
- NA No data available

Horse/Jockey Name	GREY SILVERADO/Jason Holder
Finish Rank	11
Fastest Section Time (Section)	0:10.99 (L1200)
Top Speed [km/h] (Section)	67.6 (Overall)
Race State	Finished



Thomas Farms RC Murray Bridge SA - Professional

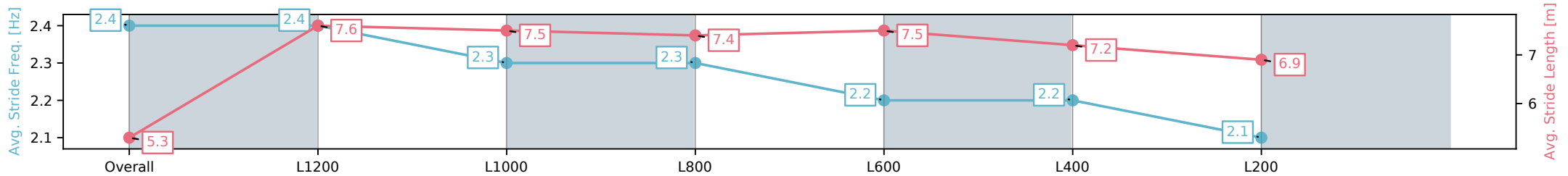
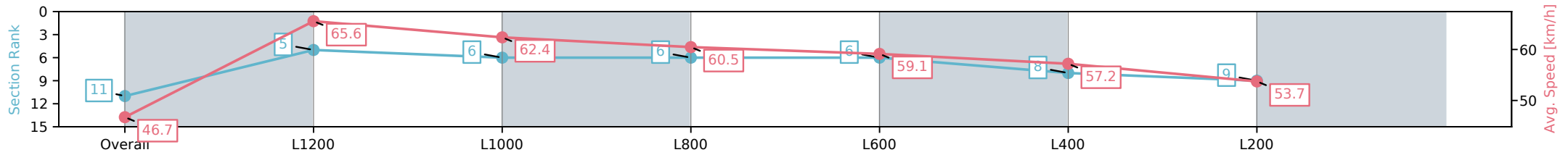
Race 2: Team Poly Tanks Maiden Plate - 1400m

13 November 2024 - 2:00PM

Track Rating: Good 4, Weather: Fine, Rail Position: +7m 1200m
Chute, +10m Remainder



Section	Overall	L1200	L1000	L800	L600	L400	L200
Section Times	1:28.75 [11] (0:15.42)	1:13.33 [5] (0:10.99)	1:02.34 [6] (0:11.76)	0:50.58 [6] (0:12.20)	0:38.38 [6] (0:12.37)	0:26.01 [8] (0:12.60)	0:13.41 [9] (0:13.41)
Average Speed [km/h]	46.7	65.6	62.4	60.5	59.1	57.2	53.7
Top Speed [km/h]	66.9	67.6	63.2	60.7	60.2	58.1	56.1
Avg. Dist. to Rail [m]	4.4	0.7	3.6	4.6	4.4	4.6	5.8
Avg. Stride Freq. [Hz]	2.4	2.4	2.3	2.3	2.2	2.2	2.1
Avg. Stride Length [m]	5.3	7.6	7.5	7.4	7.5	7.2	6.9



- [] Ranking at each section and finish
- :-:- No data available at this section
- NA No data available

Horse/Jockey Name	SYR WYVERN/Alana Livesey
Finish Rank	12
Fastest Section Time (Section)	0:11.12 (L1200)
Top Speed [km/h] (Section)	66.3 (Overall)
Race State	Finished



Thomas Farms RC Murray Bridge SA - Professional

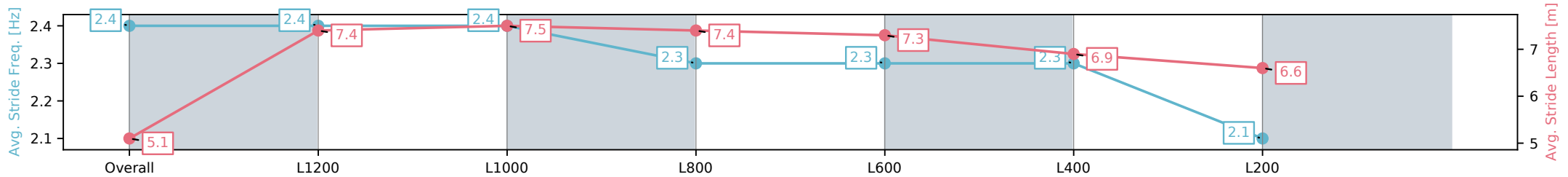
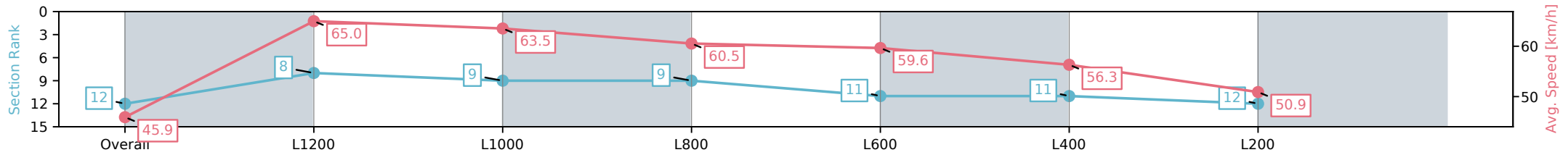
Race 2: Team Poly Tanks Maiden Plate - 1400m

13 November 2024 - 2:00PM

Track Rating: Good 4, Weather: Fine, Rail Position: +7m 1200m
Chute, +10m Remainder



Section	Overall	L1200	L1000	L800	L600	L400	L200
Section Times	1:30.16 [12] (0:15.69)	1:14.47 [8] (0:11.12)	1:03.35 [9] (0:11.67)	0:51.68 [9] (0:12.35)	0:39.33 [11] (0:12.43)	0:26.90 [11] (0:12.77)	0:14.13 [12] (0:14.13)
Average Speed [km/h]	45.9	65.0	63.5	60.5	59.6	56.3	50.9
Top Speed [km/h]	65.8	66.3	64.5	61.4	60.9	58.9	53.5
Avg. Dist. to Rail [m]	12.8	3.6	5.7	7.5	7.2	11.0	11.3
Avg. Stride Freq. [Hz]	2.4	2.4	2.4	2.3	2.3	2.3	2.1
Avg. Stride Length [m]	5.1	7.4	7.5	7.4	7.3	6.9	6.6



- [] Ranking at each section and finish
- :-:- No data available at this section
- NA No data available