



RACINGSA

Thomas Farms RC Murray Bridge SA
Race 1: Norma & Bushman's Tanks Maiden Plate - 900m
13 November 2024 - 1:25PM



Murray Bridge
Racing Club

Track Rating: Good 4, Weather: Fine, Rail Position: +7m 1200m Chute, +10m Remainder

Table with 5 columns: Section, Field Times, Overall, L800, L600, L400, L200. Values include times like 0:53.93, 0:45.20, 0:34.30, 0:23.07, 0:11.74.

Main race results table with columns: Position, #, Horse/Jockey, Barrier, Top Speed [km/h], Fastest Section, First 400m, Overall, L800, L600, L400, L200, Margin, Distance Travelled From Winner [m]. Lists horses like NARALINGA, PRESS EXPRESS, COSMIC RIDE, etc.

Scratched: Debralee (#7), Rocktagon (#15)

- [] Position in running at each section and finish
Saddle cloth number
-:-:- No data available at this section
DNF Did not finish
NA No data available
DNT Did not track
Background shading for fastest section



RACINGSA

Thomas Farms RC Murray Bridge SA
Race 1: Norma & Bushman's Tanks Maiden Plate - 900m
13 November 2024 - 1:25PM



Murray Bridge
Racing Club

Track Rating: Good 4, Weather: Fine, Rail Position: +7m 1200m Chute, +10m Remainder

Section	Overall	L800	L600	L400	L200
Field Times	0:53.93 (0:08.73)	0:45.20 (0:10.90)	0:34.30 (0:11.23)	0:23.07 (0:11.33)	0:11.74 (0:11.74)

Position	#	Horse/Jockey	Barrier	Top Speed [km/h]	Fastest Section	First 400m	Overall	L800	L600	L400	L200	Margin	Distance Travelled From Winner [m]
11	2	LUDO Callan Murray	5	67.7 1000-800	0:11.14 800-600	0:25.97	0:55.37 (0:09.11)	0:46.26 [10] (0:11.14)	0:35.12 [10] (0:11.17)	0:23.95 [9] (0:11.39)	0:12.56 [9] (0:12.56)	9.31L	-8
12	4	THE SILENT DEVIL Alan Lai	10	69.9 1000-800	0:10.88 800-600	0:25.33	0:55.71 (0:08.81)	0:46.90 [7] (0:10.88)	0:36.02 [3] (0:11.16)	0:24.86 [1] (0:11.73)	0:13.13 [7] (0:13.13)	11.55L	-2
13	1	CROWN RICHES Alana Livesey	11	69.1 800-600	0:11.13 800-600	0:25.41	0:55.87 (0:08.79)	0:47.08 [5] (0:11.13)	0:35.95 [6] (0:11.18)	0:24.77 [6] (0:11.73)	0:13.04 [10] (0:13.04)	12.59L	+0

Scratched: Debralee (#7), Rocktagon (#15)

- [] Position in running at each section and finish
- #: Saddle cloth number
- :--:-- No data available at this section
- DNF Did not finish
- NA No data available
- DNT Did not track
- █ Background shading for fastest section

Horse/Jockey Name	NARALINGA/Jacob Opperman
Finish Rank	1
Fastest Section Time (Section)	0:10.98 (L600)
Top Speed [km/h] (Section)	69.2 (L800)
Race State	Finished



Thomas Farms RC Murray Bridge SA - Professional

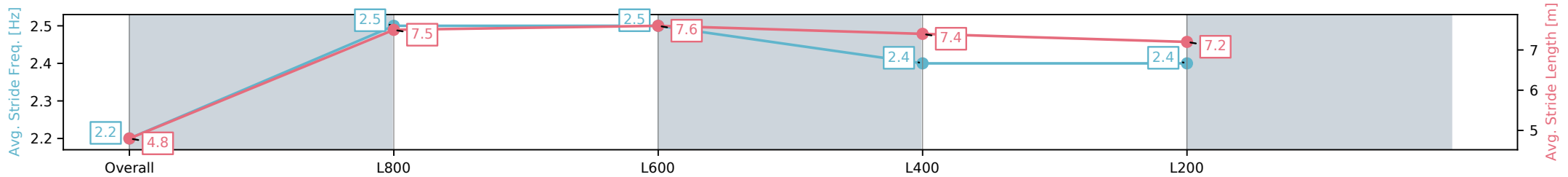
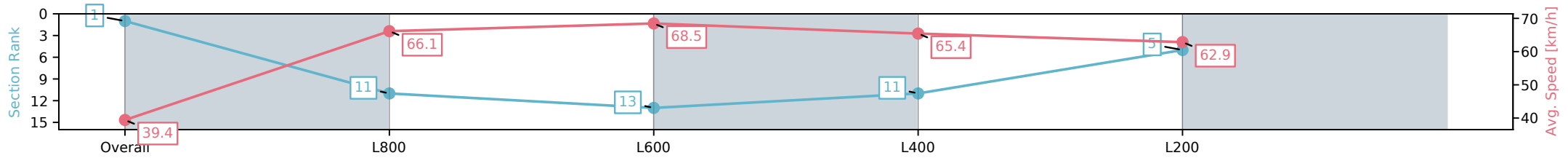
Race 1: Norma & Bushman's Tanks Maiden Plate - 900m

13 November 2024 - 1:25PM

Track Rating: Good 4, Weather: Fine, Rail Position: +7m 1200m Chute, +10m Remainder



Section	Overall	L800	L600	L400	L200
Section Times	0:53.93 [1] (0:09.19)	0:44.74 [11] (0:11.30)	0:33.44 [13] (0:10.98)	0:22.46 [11] (0:11.01)	0:11.45 [5] (0:11.45)
Average Speed [km/h]	39.4	66.1	68.5	65.4	62.9
Top Speed [km/h]	61.3	68.4	69.2	68.4	64.5
Avg. Dist. to Rail [m]	11.8	12.4	10.4	14.0	12.7
Avg. Stride Freq. [Hz]	2.2	2.5	2.5	2.4	2.4
Avg. Stride Length [m]	4.8	7.5	7.6	7.4	7.2



- [] Ranking at each section and finish
- :-:- No data available at this section
- NA No data available

Horse/Jockey Name	PRESS EXPRESS/Jake Toeroek
Finish Rank	2
Fastest Section Time (Section)	0:11.05 (L800)
Top Speed [km/h] (Section)	69.6 (Overall)
Race State	Finished



Thomas Farms RC Murray Bridge SA - Professional

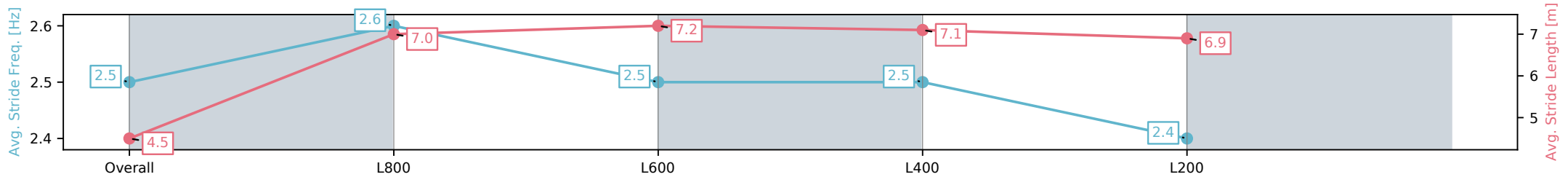
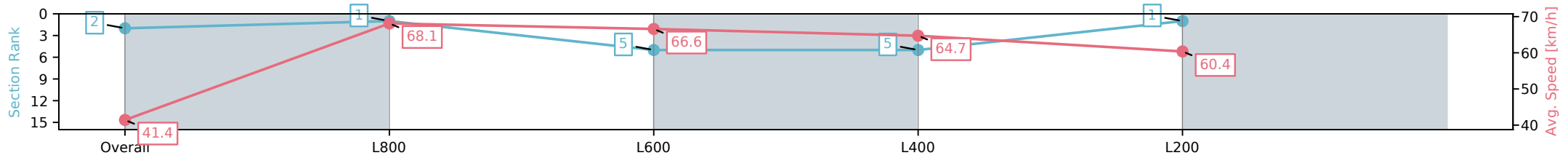
Race 1: Norma & Bushman's Tanks Maiden Plate - 900m

13 November 2024 - 1:25PM

Track Rating: Good 4, Weather: Fine, Rail Position: +7m 1200m Chute, +10m Remainder



Section	Overall	L800	L600	L400	L200
Section Times	0:54.09 [2] (0:08.73)	0:45.36 [1] (0:11.05)	0:34.31 [5] (0:11.27)	0:23.04 [5] (0:11.13)	0:11.91 [1] (0:11.91)
Average Speed [km/h]	41.4	68.1	66.6	64.7	60.4
Top Speed [km/h]	63.3	69.6	69.1	66.5	61.9
Avg. Dist. to Rail [m]	12.4	13.9	9.9	11.1	10.4
Avg. Stride Freq. [Hz]	2.5	2.6	2.5	2.5	2.4
Avg. Stride Length [m]	4.5	7.0	7.2	7.1	6.9



- [] Ranking at each section and finish
- :-:- No data available at this section
- NA No data available

Horse/Jockey Name	COSMIC RIDE/Manoel Nunes
Finish Rank	3
Fastest Section Time (Section)	0:10.96 (L800)
Top Speed [km/h] (Section)	69.5 (Overall)
Race State	Finished



Thomas Farms RC Murray Bridge SA - Professional

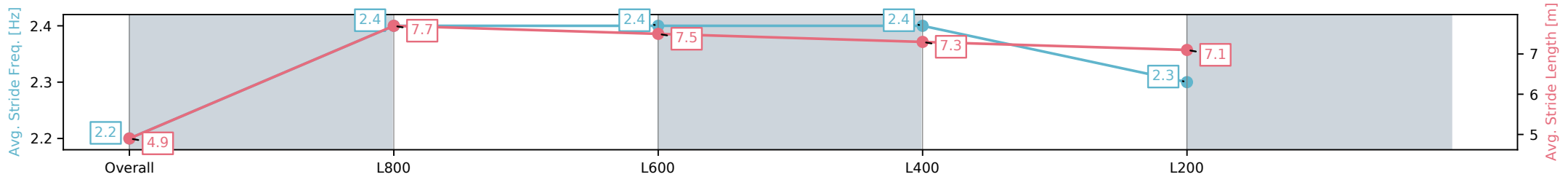
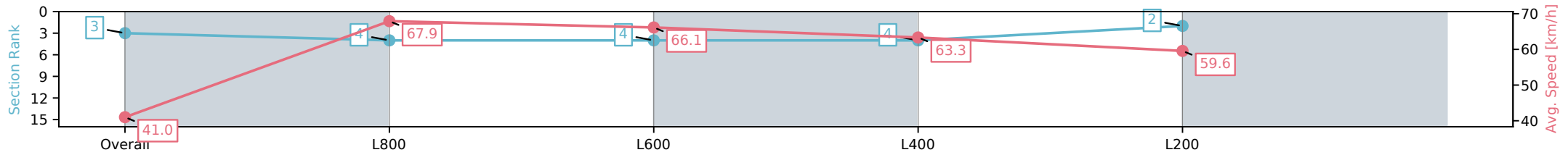
Race 1: Norma & Bushman's Tanks Maiden Plate - 900m

13 November 2024 - 1:25PM

Track Rating: Good 4, Weather: Fine, Rail Position: +7m 1200m Chute, +10m Remainder



Section	Overall	L800	L600	L400	L200
Section Times	0:54.40 [3] (0:08.79)	0:45.61 [4] (0:10.96)	0:34.65 [4] (0:11.20)	0:23.45 [4] (0:11.37)	0:12.08 [2] (0:12.08)
Average Speed [km/h]	41.0	67.9	66.1	63.3	59.6
Top Speed [km/h]	66.0	69.5	68.0	66.9	61.6
Avg. Dist. to Rail [m]	7.4	9.7	6.8	5.6	9.0
Avg. Stride Freq. [Hz]	2.2	2.4	2.4	2.4	2.3
Avg. Stride Length [m]	4.9	7.7	7.5	7.3	7.1



- [] Ranking at each section and finish
- :-:- No data available at this section
- NA No data available

Horse/Jockey Name	OUT ONTARIO/Jessica Eaton
Finish Rank	4
Fastest Section Time (Section)	0:11.03 (L800)
Top Speed [km/h] (Section)	69.3 (Overall)
Race State	Finished



Thomas Farms RC Murray Bridge SA - Professional

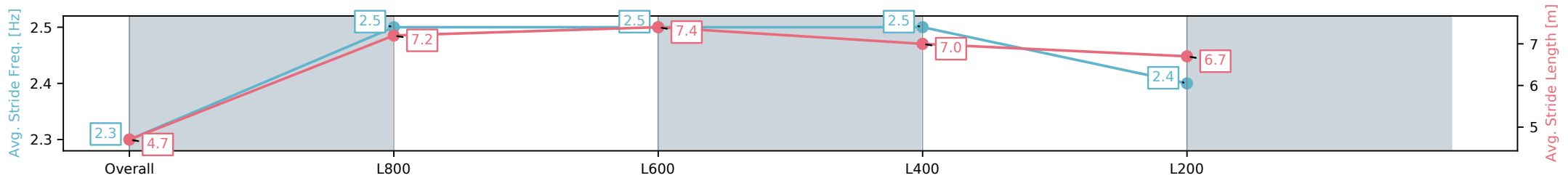
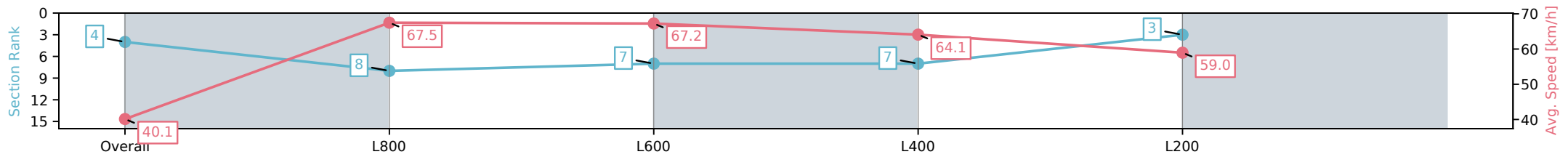
Race 1: Norma & Bushman's Tanks Maiden Plate - 900m

13 November 2024 - 1:25PM

Track Rating: Good 4, Weather: Fine, Rail Position: +7m 1200m Chute, +10m Remainder



Section	Overall	L800	L600	L400	L200
Section Times	0:54.62 [4] (0:09.00)	0:45.62 [8] (0:11.03)	0:34.59 [7] (0:11.13)	0:23.46 [7] (0:11.24)	0:12.22 [3] (0:12.22)
Average Speed [km/h]	40.1	67.5	67.2	64.1	59.0
Top Speed [km/h]	64.3	69.3	68.7	66.2	62.6
Avg. Dist. to Rail [m]	8.6	10.1	9.5	13.1	12.5
Avg. Stride Freq. [Hz]	2.3	2.5	2.5	2.5	2.4
Avg. Stride Length [m]	4.7	7.2	7.4	7.0	6.7



- [] Ranking at each section and finish
- :-:- No data available at this section
- NA No data available

Horse/Jockey Name	LIKE A DIAMOND/Caitlin Tootell
Finish Rank	5
Fastest Section Time (Section)	0:11.08 (L600)
Top Speed [km/h] (Section)	68.7 (L800)
Race State	Finished



Thomas Farms RC Murray Bridge SA - Professional

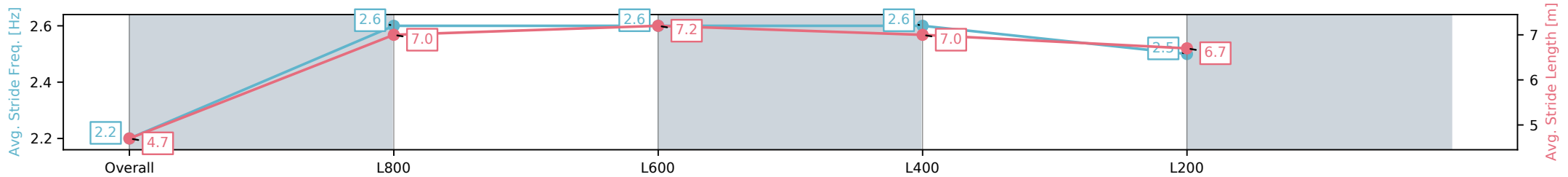
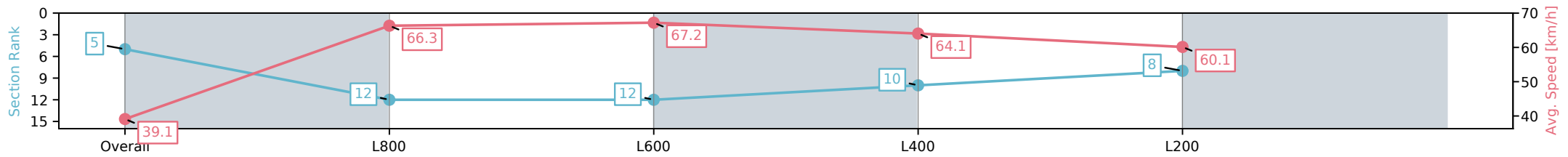
Race 1: Norma & Bushman's Tanks Maiden Plate - 900m

13 November 2024 - 1:25PM

Track Rating: Good 4, Weather: Fine, Rail Position: +7m 1200m Chute, +10m Remainder



Section	Overall	L800	L600	L400	L200
Section Times	0:54.67 [5] (0:09.23)	0:45.44 [12] (0:11.14)	0:34.30 [12] (0:11.08)	0:23.22 [10] (0:11.25)	0:11.97 [8] (0:11.97)
Average Speed [km/h]	39.1	66.3	67.2	64.1	60.1
Top Speed [km/h]	63.5	68.2	68.7	67.2	61.5
Avg. Dist. to Rail [m]	3.9	7.7	8.2	10.5	12.2
Avg. Stride Freq. [Hz]	2.2	2.6	2.6	2.6	2.5
Avg. Stride Length [m]	4.7	7.0	7.2	7.0	6.7



- [] Ranking at each section and finish
- :-:- No data available at this section
- NA No data available

Horse/Jockey Name	ALLOY/Kayla Crowther
Finish Rank	6
Fastest Section Time (Section)	0:11.14 (L800)
Top Speed [km/h] (Section)	69.2 (L800)
Race State	Finished



Thomas Farms RC Murray Bridge SA - Professional

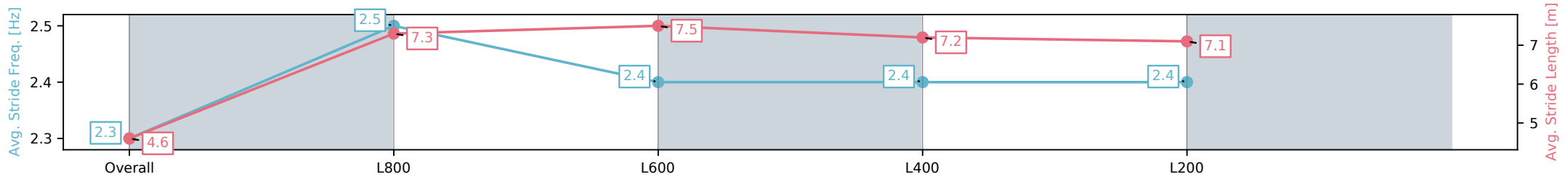
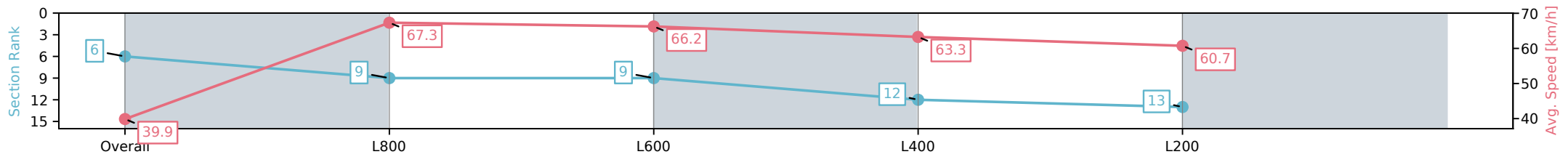
Race 1: Norma & Bushman's Tanks Maiden Plate - 900m

13 November 2024 - 1:25PM

Track Rating: Good 4, Weather: Fine, Rail Position: +7m 1200m Chute, +10m Remainder



Section	Overall	L800	L600	L400	L200
Section Times	0:54.84 [6] (0:09.09)	0:45.75 [9] (0:11.14)	0:34.61 [9] (0:11.37)	0:23.24 [12] (0:11.37)	0:11.87 [13] (0:11.87)
Average Speed [km/h]	39.9	67.3	66.2	63.3	60.7
Top Speed [km/h]	62.9	69.2	69.2	64.8	63.9
Avg. Dist. to Rail [m]	10.5	12.8	10.9	12.2	14.2
Avg. Stride Freq. [Hz]	2.3	2.5	2.4	2.4	2.4
Avg. Stride Length [m]	4.6	7.3	7.5	7.2	7.1



- [] Ranking at each section and finish
- :-:- No data available at this section
- NA No data available

Horse/Jockey Name	LITTLE ROCKET/Anna Jordsjo
Finish Rank	7
Fastest Section Time (Section)	0:11.02 (L800)
Top Speed [km/h] (Section)	69.6 (Overall)
Race State	Finished



Thomas Farms RC Murray Bridge SA - Professional

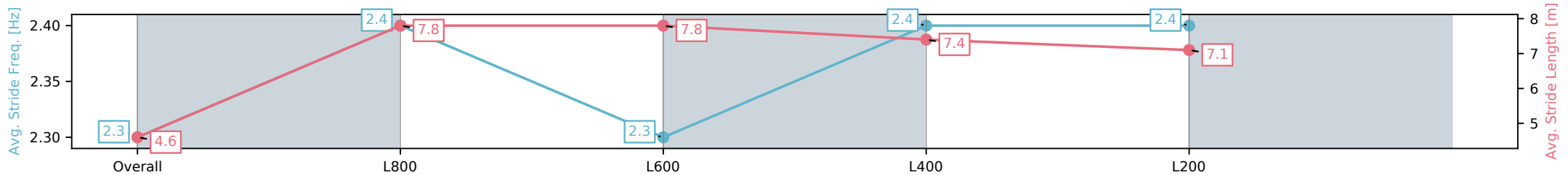
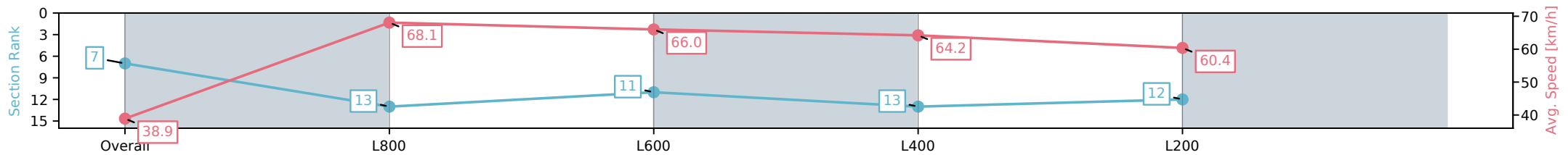
Race 1: Norma & Bushman's Tanks Maiden Plate - 900m

13 November 2024 - 1:25PM

Track Rating: Good 4, Weather: Fine, Rail Position: +7m 1200m Chute, +10m Remainder



Section	Overall	L800	L600	L400	L200
Section Times	0:54.87 [7] (0:09.33)	0:45.54 [13] (0:11.02)	0:34.52 [11] (0:11.37)	0:23.15 [13] (0:11.23)	0:11.92 [12] (0:11.92)
Average Speed [km/h]	38.9	68.1	66.0	64.2	60.4
Top Speed [km/h]	65.1	69.6	67.8	66.9	62.5
Avg. Dist. to Rail [m]	15.3	14.0	9.8	12.3	13.5
Avg. Stride Freq. [Hz]	2.3	2.4	2.3	2.4	2.4
Avg. Stride Length [m]	4.6	7.8	7.8	7.4	7.1



- [] Ranking at each section and finish
- :-:- No data available at this section
- NA No data available

Horse/Jockey Name	FRENCH DELICACY/Dom Tourneur
Finish Rank	8
Fastest Section Time (Section)	0:11.30 (L600)
Top Speed [km/h] (Section)	67.5 (L800)
Race State	Finished



Thomas Farms RC Murray Bridge SA - Professional

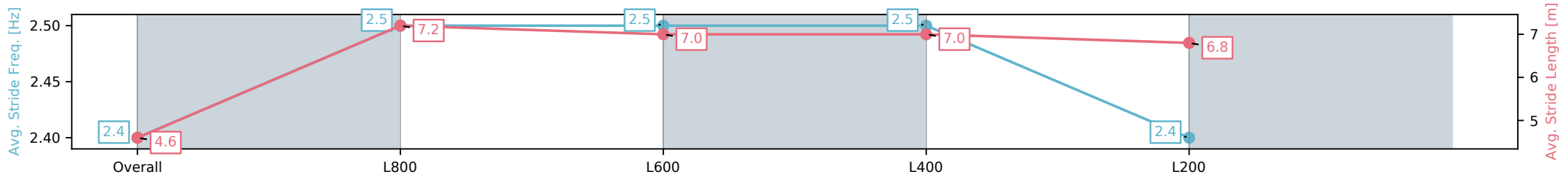
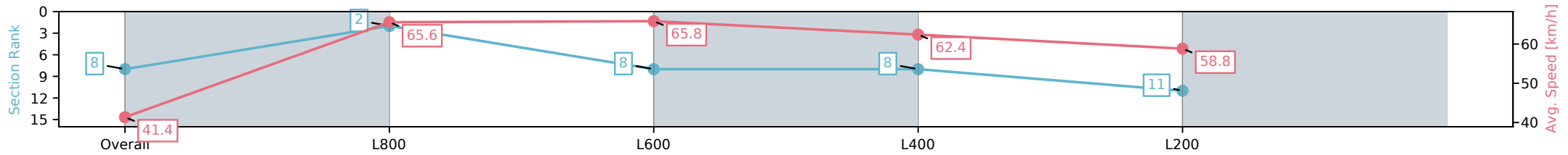
Race 1: Norma & Bushman's Tanks Maiden Plate - 900m

13 November 2024 - 1:25PM

Track Rating: Good 4, Weather: Fine, Rail Position: +7m 1200m Chute, +10m Remainder



Section	Overall	L800	L600	L400	L200
Section Times	0:55.13 [8] (0:08.73)	0:46.40 [2] (0:11.31)	0:35.09 [8] (0:11.30)	0:23.79 [8] (0:11.54)	0:12.25 [11] (0:12.25)
Average Speed [km/h]	41.4	65.6	65.8	62.4	58.8
Top Speed [km/h]	64.4	66.4	67.5	64.4	62.1
Avg. Dist. to Rail [m]	4.2	8.7	7.8	6.6	6.5
Avg. Stride Freq. [Hz]	2.4	2.5	2.5	2.5	2.4
Avg. Stride Length [m]	4.6	7.2	7.0	7.0	6.8



- [] Ranking at each section and finish
- :-:- No data available at this section
- NA No data available

Horse/Jockey Name	ON TIK/Samuel Payne
Finish Rank	9
Fastest Section Time (Section)	0:10.82 (L800)
Top Speed [km/h] (Section)	70.0 (Overall)
Race State	Finished



Thomas Farms RC Murray Bridge SA - Professional

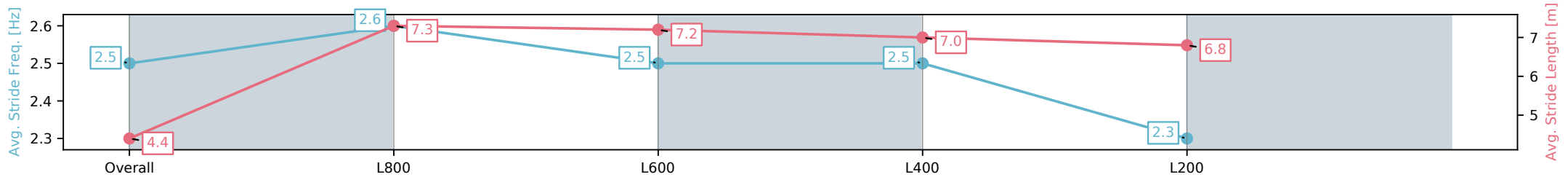
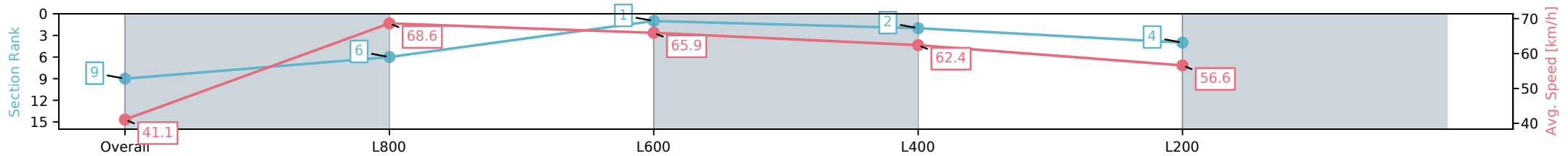
Race 1: Norma & Bushman's Tanks Maiden Plate - 900m

13 November 2024 - 1:25PM

Track Rating: Good 4, Weather: Fine, Rail Position: +7m 1200m Chute, +10m Remainder



Section	Overall	L800	L600	L400	L200
Section Times	0:55.15 [9] (0:08.80)	0:46.35 [6] (0:10.82)	0:35.53 [1] (0:11.28)	0:24.24 [2] (0:11.54)	0:12.70 [4] (0:12.70)
Average Speed [km/h]	41.1	68.6	65.9	62.4	56.6
Top Speed [km/h]	65.6	70.0	66.8	65.5	60.1
Avg. Dist. to Rail [m]	8.5	10.2	7.4	6.5	8.2
Avg. Stride Freq. [Hz]	2.5	2.6	2.5	2.5	2.3
Avg. Stride Length [m]	4.4	7.3	7.2	7.0	6.8



- [] Ranking at each section and finish
- :-:- No data available at this section
- NA No data available

Horse/Jockey Name	ILLUSTRATES/Brooke King
Finish Rank	10
Fastest Section Time (Section)	0:10.88 (L800)
Top Speed [km/h] (Section)	69.4 (Overall)
Race State	Finished



Thomas Farms RC Murray Bridge SA - Professional

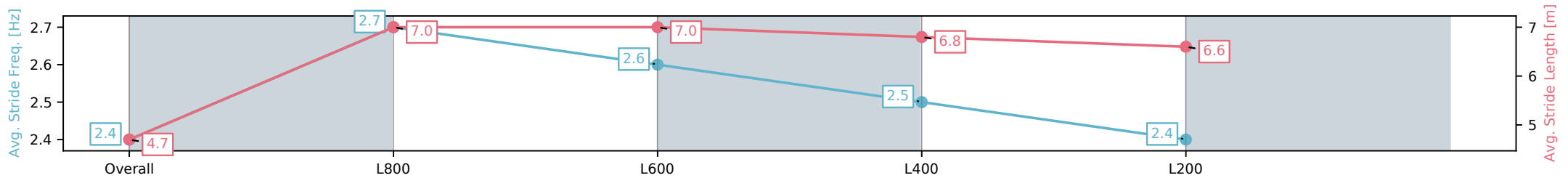
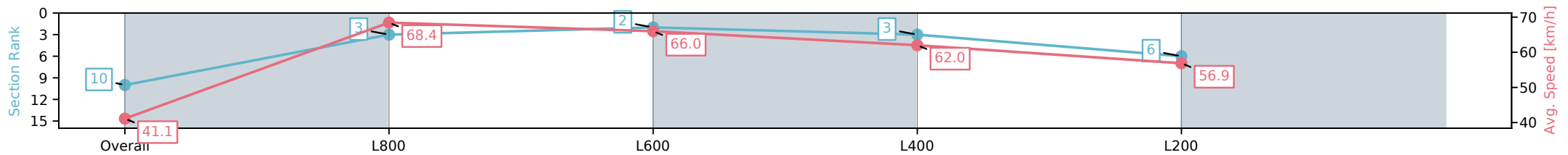
Race 1: Norma & Bushman's Tanks Maiden Plate - 900m

13 November 2024 - 1:25PM

Track Rating: Good 4, Weather: Fine, Rail Position: +7m 1200m Chute, +10m Remainder



Section	Overall	L800	L600	L400	L200
Section Times	0:55.20 [10] (0:08.76)	0:46.44 [3] (0:10.88)	0:35.56 [2] (0:11.28)	0:24.27 [3] (0:11.60)	0:12.67 [6] (0:12.67)
Average Speed [km/h]	41.1	68.4	66.0	62.0	56.9
Top Speed [km/h]	65.4	69.4	68.3	65.0	59.9
Avg. Dist. to Rail [m]	3.0	9.3	8.3	6.3	6.2
Avg. Stride Freq. [Hz]	2.4	2.7	2.6	2.5	2.4
Avg. Stride Length [m]	4.7	7.0	7.0	6.8	6.6



- [] Ranking at each section and finish
- :-:- No data available at this section
- NA No data available

Horse/Jockey Name	LUDO/Callan Murray
Finish Rank	11
Fastest Section Time (Section)	0:11.14 (L800)
Top Speed [km/h] (Section)	67.7 (Overall)
Race State	Finished



Thomas Farms RC Murray Bridge SA - Professional

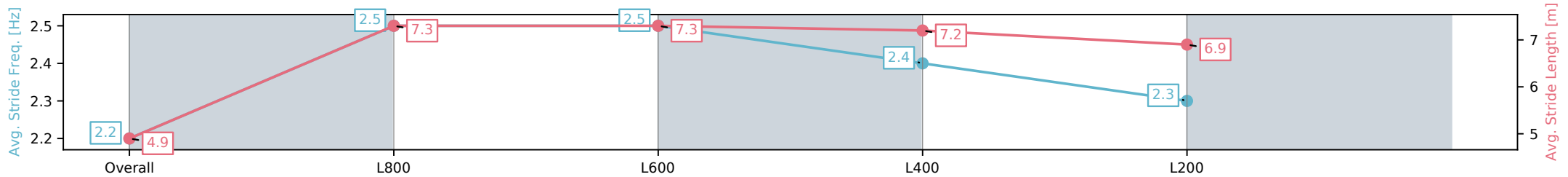
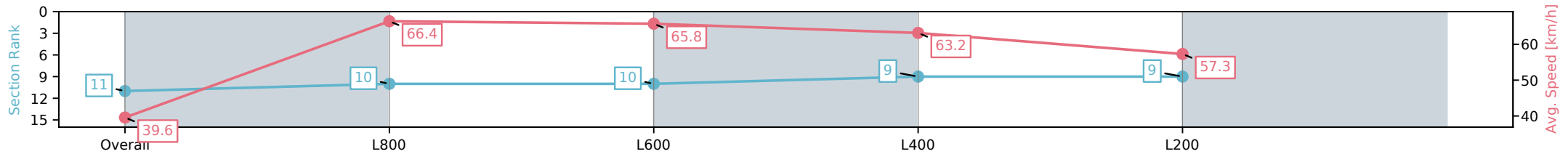
Race 1: Norma & Bushman's Tanks Maiden Plate - 900m

13 November 2024 - 1:25PM

Track Rating: Good 4, Weather: Fine, Rail Position: +7m 1200m Chute, +10m Remainder



Section	Overall	L800	L600	L400	L200
Section Times	0:55.37 [11] (0:09.11)	0:46.26 [10] (0:11.14)	0:35.12 [10] (0:11.17)	0:23.95 [9] (0:11.39)	0:12.56 [9] (0:12.56)
Average Speed [km/h]	39.6	66.4	65.8	63.2	57.3
Top Speed [km/h]	64.9	67.7	66.7	65.3	60.9
Avg. Dist. to Rail [m]	6.4	8.4	4.6	2.7	2.8
Avg. Stride Freq. [Hz]	2.2	2.5	2.5	2.4	2.3
Avg. Stride Length [m]	4.9	7.3	7.3	7.2	6.9



- [] Ranking at each section and finish
- :-:- No data available at this section
- NA No data available

Horse/Jockey Name	THE SILENT DEVIL/Alan Lai
Finish Rank	12
Fastest Section Time (Section)	0:10.88 (L800)
Top Speed [km/h] (Section)	69.9 (Overall)
Race State	Finished



Thomas Farms RC Murray Bridge SA - Professional

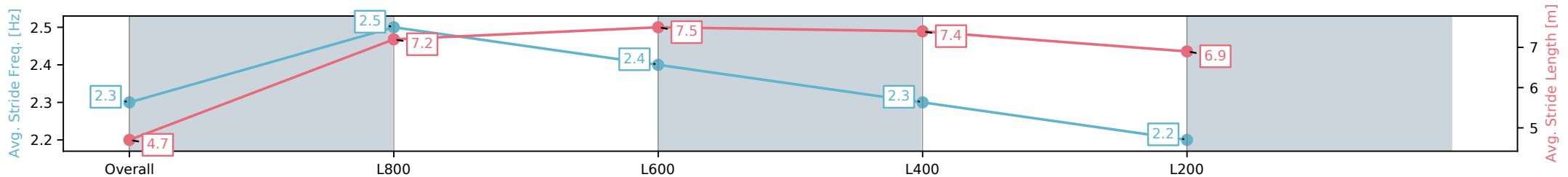
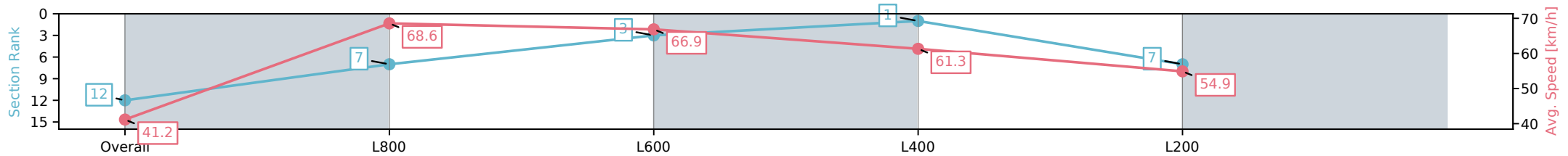
Race 1: Norma & Bushman's Tanks Maiden Plate - 900m

13 November 2024 - 1:25PM

Track Rating: Good 4, Weather: Fine, Rail Position: +7m 1200m Chute, +10m Remainder



Section	Overall	L800	L600	L400	L200
Section Times	0:55.71 [12] (0:08.81)	0:46.90 [7] (0:10.88)	0:36.02 [3] (0:11.16)	0:24.86 [1] (0:11.73)	0:13.13 [7] (0:13.13)
Average Speed [km/h]	41.2	68.6	66.9	61.3	54.9
Top Speed [km/h]	64.5	69.9	69.6	65.2	58.2
Avg. Dist. to Rail [m]	10.9	11.7	8.0	8.2	9.7
Avg. Stride Freq. [Hz]	2.3	2.5	2.4	2.3	2.2
Avg. Stride Length [m]	4.7	7.2	7.5	7.4	6.9



- [] Ranking at each section and finish
- :-:- No data available at this section
- NA No data available

Horse/Jockey Name	CROWN RICHES/Alana Livesey
Finish Rank	13
Fastest Section Time (Section)	0:11.13 (L800)
Top Speed [km/h] (Section)	69.1 (L800)
Race State	Finished



Thomas Farms RC Murray Bridge SA - Professional

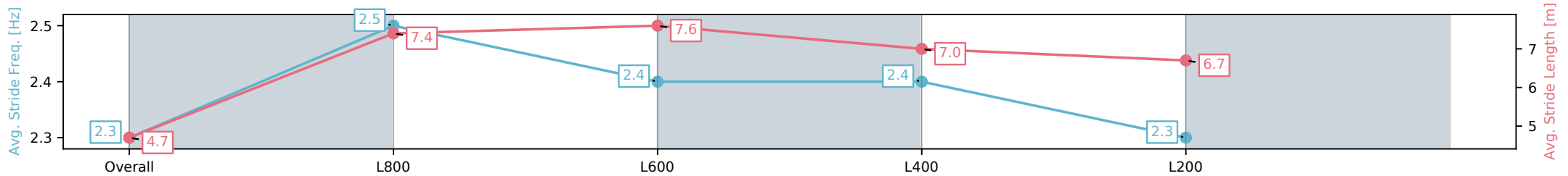
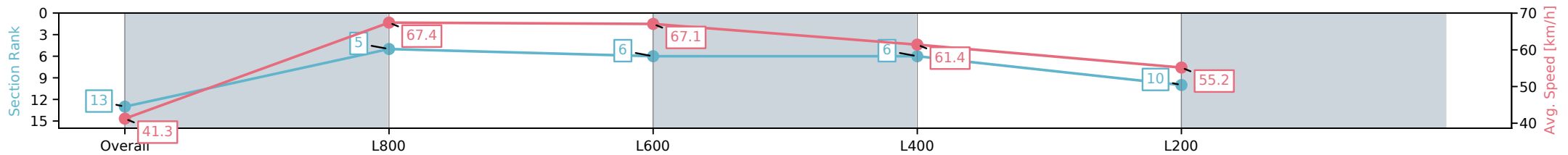
Race 1: Norma & Bushman's Tanks Maiden Plate - 900m

13 November 2024 - 1:25PM

Track Rating: Good 4, Weather: Fine, Rail Position: +7m 1200m Chute, +10m Remainder



Section	Overall	L800	L600	L400	L200
Section Times	0:55.87 [13] (0:08.79)	0:47.08 [5] (0:11.13)	0:35.95 [6] (0:11.18)	0:24.77 [6] (0:11.73)	0:13.04 [10] (0:13.04)
Average Speed [km/h]	41.3	67.4	67.1	61.4	55.2
Top Speed [km/h]	65.5	68.9	69.1	64.9	59.3
Avg. Dist. to Rail [m]	11.7	13.0	10.1	9.9	9.5
Avg. Stride Freq. [Hz]	2.3	2.5	2.4	2.4	2.3
Avg. Stride Length [m]	4.7	7.4	7.6	7.0	6.7



- [] Ranking at each section and finish
- :-:- No data available at this section
- NA No data available