



RACINGSA

Thomas Farms RC Murray Bridge SA

Race 8: Adelaide Event Catering Handicap (Heat of Sportsbet Riziz Series) - 1100m

12 October 2024 - 4:14PM

Track Rating: Good 3, Weather: Fine, Rail Position: True



Murray Bridge
Racing Club

Section													Overall	L1000	L800	L600	L400	L200		
Field Times													1:03.41 (0:08.20)	0:55.21 (0:10.96)	0:44.25 (0:10.84)	0:33.41 (0:11.00)	0:22.41 (0:10.89)	0:11.52 (0:11.52)		
Position	#	Horse/Jockey	Barrier	Top Speed [km/h]	Fastest Section	First 400m								Margin	Distance Travelled From Winner [m]					
1	11	WATCHME WIN Jason Holder	12	68.4 800-600	0:10.74 400-200	0:24.70	1:03.41 (0:08.27)	0:55.14 [4] (0:11.08)	0:44.06 [6] (0:10.83)	0:33.23 [7] (0:10.96)	0:22.27 [5] (0:10.74)	0:11.53 [1] (0:11.53)	1:03.41							
2	4	ANDREW'S MEMORY Lachlan Neindorf	7	68.9 1000-800	0:10.77 800-600	0:24.72	1:03.69 (0:08.47)	0:55.22 [7] (0:10.93)	0:44.29 [7] (0:10.77)	0:33.52 [6] (0:10.98)	0:22.54 [6] (0:10.92)	0:11.62 [3] (0:11.62)	1.7L	-2						
3	3	MIGHTY SAPPHIRE Jacob Opperman	13	69.1 1000-800	0:10.70 400-200	0:25.04	1:03.81 (0:08.69)	0:55.12 [12] (0:11.12)	0:44.00 [12] (0:10.74)	0:33.26 [12] (0:10.94)	0:22.32 [10] (0:10.70)	0:11.62 [6] (0:11.62)	2.5L	+1						
4	14	LEFT TURN CLYDE Manoel Nunes	4	67.8 1000-800	0:10.85 400-200	0:24.75	1:03.84 (0:08.48)	0:55.36 [8] (0:10.92)	0:44.44 [8] (0:10.87)	0:33.57 [8] (0:11.06)	0:22.51 [8] (0:10.85)	0:11.66 [5] (0:11.66)	2.7L	-3						
5	2	ESECUTORE Joe Bowditch	5	69.0 1000-800	0:10.85 800-600	0:24.44	1:03.97 (0:08.20)	0:55.77 [1] (0:10.98)	0:44.79 [3] (0:10.85)	0:33.94 [3] (0:10.97)	0:22.97 [1] (0:10.99)	0:11.98 [2] (0:11.98)	3.5L	-1						
6	18	UTAH JOE Margaret Collett	14	68.4 1000-800	0:10.87 800-600	0:24.63	1:04.16 (0:08.27)	0:55.89 [3] (0:10.99)	0:44.90 [5] (0:10.87)	0:34.03 [5] (0:11.02)	0:23.01 [7] (0:11.11)	0:11.90 [7] (0:11.90)	4.7L	+2						
7	6	BIG OPTION Caitlin Jones	6	67.8 1000-800	0:10.86 1000-800	0:24.50	1:04.18 (0:08.30)	0:55.88 [6] (0:10.86)	0:45.02 [2] (0:10.97)	0:34.05 [4] (0:10.99)	0:23.06 [3] (0:11.05)	0:12.01 [4] (0:12.01)	4.8L	-1						
8	12	CHIPSON Kayla Crowther	8	69.6 1000-800	0:10.71 800-600	0:25.27	1:04.18 (0:08.97)	0:55.21 [13] (0:11.05)	0:44.16 [13] (0:10.71)	0:33.45 [13] (0:10.95)	0:22.50 [13] (0:10.86)	0:11.64 [12] (0:11.64)	4.8L	+3						
9	13	COSTLESS Stacey Metcalfe	10	69.0 1000-800	0:10.85 800-600	0:24.84	1:04.26 (0:08.52)	0:55.74 [9] (0:11.03)	0:44.71 [9] (0:10.85)	0:33.86 [9] (0:11.10)	0:22.76 [11] (0:11.04)	0:11.72 [11] (0:11.72)	5.3L	+3						
10	19	RODNEY Alana Livesey	9	68.9 1000-800	0:10.84 800-600	0:24.95	1:04.26 (0:08.67)	0:55.59 [11] (0:10.98)	0:44.61 [11] (0:10.84)	0:33.77 [11] (0:10.99)	0:22.78 [9] (0:10.90)	0:11.88 [9] (0:11.88)	5.3L	-2						

Scratched: Howl (#1), Overstated (#5), Magic Field (#7), Oakland Raider (#9), Nosie By Nature (#15), Jimmys Edge (#17), General Mint (#20)

Report Created: Sat 12 October 2024 17:56:30 GMT+11 (Note: Timing is based on positional data)

- [] Position in running at each section and finish
- #: Saddle cloth number
- :--:-- No data available at this section
- DNF Did not finish
- NA No data available
- DNT Did not track
- █ Background shading for fastest section



RACINGSA

Thomas Farms RC Murray Bridge SA

Race 8: Adelaide Event Catering Handicap (Heat of Sportsbet Riziz Series) - 1100m

12 October 2024 - 4:14PM

Track Rating: Good 3, Weather: Fine, Rail Position: True



Murray Bridge
Racing Club

Section Field Times							Overall	L1000	L800	L600	L400	L200		
							1:03.41 (0:08.20)	0:55.21 (0:10.96)	0:44.25 (0:10.84)	0:33.41 (0:11.00)	0:22.41 (0:10.89)	0:11.52 (0:11.52)	Margin	Distance Travelled From Winner [m]
Position	#	Horse/Jockey	Barrier	Top Speed [km/h]	Fastest Section	First 400m								
11	10	THE GOLDEN FIST	3	68.6	0:10.83	0:24.51	1:04.42	0:56.12 [5]	0:45.23 [4]	0:34.40 [2]	0:23.28 [4]	0:11.96 [10]	6.3L	-3
		Jake Toeroek		1000-800	800-600		(0:08.30)	(0:10.89)	(0:10.83)	(0:11.12)	(0:11.32)	(0:11.96)		
12	8	COOL MAGNUM	2	67.9	0:10.85	0:24.46	1:04.51	0:56.31 [1]	0:45.36 [1]	0:34.51 [1]	0:23.44 [2]	0:12.17 [8]	6.9L	-4
		Zoe Lloyd		1000-800	800-600		(0:08.20)	(0:10.95)	(0:10.85)	(0:11.07)	(0:11.27)	(0:12.17)		
13	16	REAL VALENTIA	1	68.8	0:10.86	0:24.91	1:05.14	0:56.58 [10]	0:45.51 [10]	0:34.65 [10]	0:23.55 [12]	0:12.25 [13]	10.8L	-6
		Justin Potter		1000-800	800-600		(0:08.56)	(0:11.07)	(0:10.86)	(0:11.10)	(0:11.30)	(0:12.25)		

Scratched: Howl (#1), Overstated (#5), Magic Field (#7), Oakland Raider (#9), Nosie By Nature (#15), Jimmys Edge (#17), General Mint (#20)

- [] Position in running at each section and finish
- [-:-:-] No data available at this section
- NA No data available
- █ Background shading for fastest section
- # Saddle cloth number
- DNF Did not finish
- DNT Did not track

Horse/Jockey Name	WATCHME WIN/Jason Holder
Finish Rank	1
Fastest Section Time (Section)	0:10.74 (L400)
Top Speed [km/h] (Section)	68.4 (L800)
Race State	Finished



Thomas Farms RC Murray Bridge SA - Professional

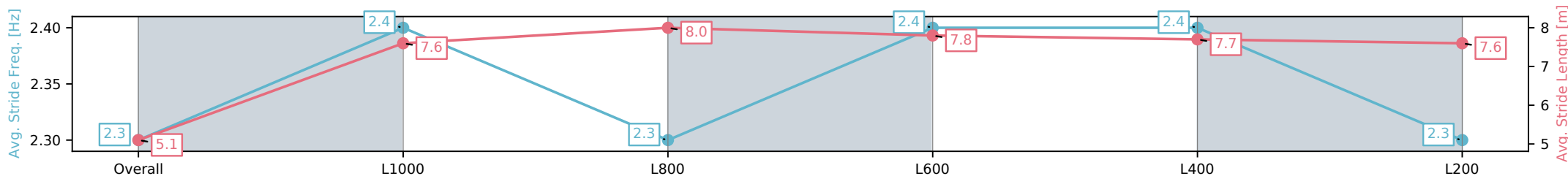
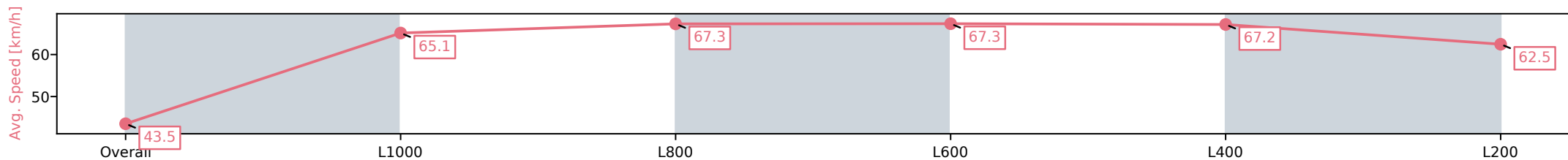
Race 8: Adelaide Event Catering Handicap (Heat of Sportsbet Riziz Series) - 1100m

12 October 2024 - 4:14PM



Track Rating: Good 3, Weather: Fine, Rail Position: True

Section	Overall	L1000	L800	L600	L400	L200
Section Times	1:03.41 [1] (0:08.27)	0:55.14 [4] (0:11.08)	0:44.06 [6] (0:10.83)	0:33.23 [7] (0:10.96)	0:22.27 [5] (0:10.74)	0:11.53 [1] (0:11.53)
Average Speed [km/h]	43.5	65.1	67.3	67.3	67.2	62.5
Top Speed [km/h]	61.0	68.0	68.1	68.4	68.1	65.5
Avg. Dist. to Rail [m]	8.3	3.3	4.3	6.5	9.5	7.0
Avg. Stride Freq. [Hz]	2.3	2.4	2.3	2.4	2.4	2.3
Avg. Stride Length [m]	5.1	7.6	8.0	7.8	7.7	7.6



- [] Ranking at each section and finish
- :-:- No data available at this section
- NA No data available

Horse/Jockey Name	ANDREW'S MEMORY/Lachlan Neindorf
Finish Rank	2
Fastest Section Time (Section)	0:10.77 (L800)
Top Speed [km/h] (Section)	68.9 (L1000)
Race State	Finished



Thomas Farms RC Murray Bridge SA - Professional

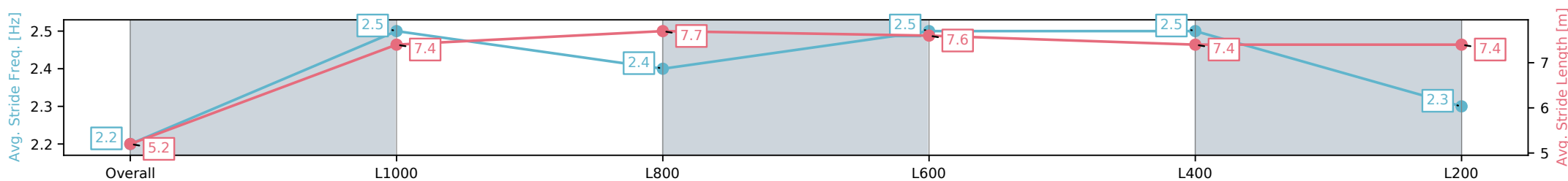
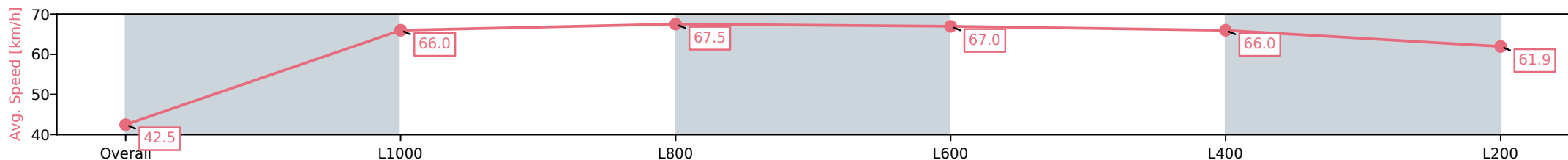
Race 8: Adelaide Event Catering Handicap (Heat of Sportsbet Riziz Series) - 1100m

12 October 2024 - 4:14PM



Track Rating: Good 3, Weather: Fine, Rail Position: True

Section	Overall	L1000	L800	L600	L400	L200
Section Times	1:03.69 [2] (0:08.47)	0:55.22 [7] (0:10.93)	0:44.29 [7] (0:10.77)	0:33.52 [6] (0:10.98)	0:22.54 [6] (0:10.92)	0:11.62 [3] (0:11.62)
Average Speed [km/h]	42.5	66.0	67.5	67.0	66.0	61.9
Top Speed [km/h]	61.5	67.0	68.9	67.6	67.3	64.5
Avg. Dist. to Rail [m]	6.9	3.3	4.2	4.9	9.6	9.1
Avg. Stride Freq. [Hz]	2.2	2.5	2.4	2.5	2.5	2.3
Avg. Stride Length [m]	5.2	7.4	7.7	7.6	7.4	7.4



- [] Ranking at each section and finish
- :-:- No data available at this section
- NA No data available

Horse/Jockey Name	MIGHTY SAPHIRE/Jacob Opperman
Finish Rank	3
Fastest Section Time (Section)	0:10.70 (L400)
Top Speed [km/h] (Section)	69.1 (L1000)
Race State	Finished



Thomas Farms RC Murray Bridge SA - Professional

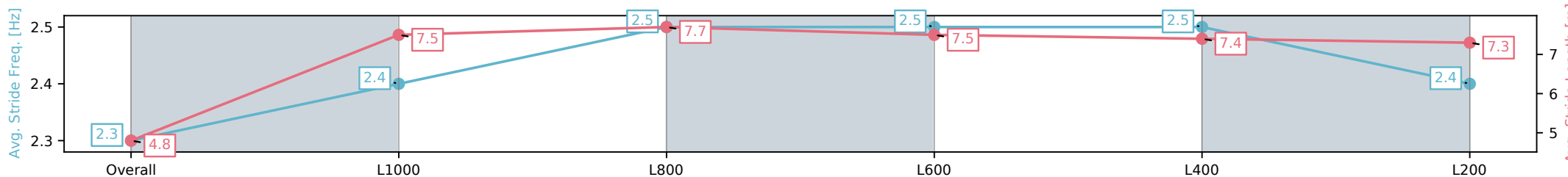
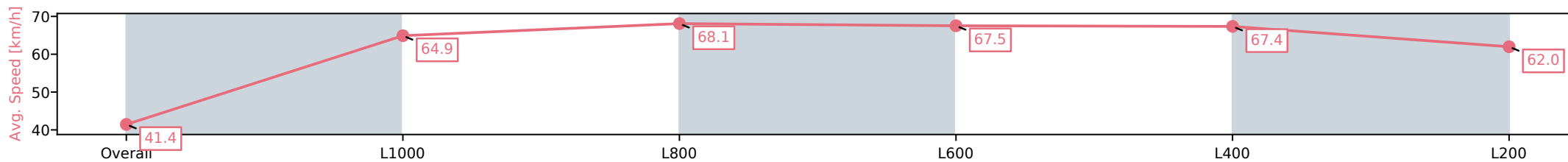
Race 8: Adelaide Event Catering Handicap (Heat of Sportsbet Riziz Series) - 1100m

12 October 2024 - 4:14PM



Track Rating: Good 3, Weather: Fine, Rail Position: True

Section	Overall	L1000	L800	L600	L400	L200
Section Times	1:03.81 [3] (0:08.69)	0:55.12 [12] (0:11.12)	0:44.00 [12] (0:10.74)	0:33.26 [12] (0:10.94)	0:22.32 [10] (0:10.70)	0:11.62 [6] (0:11.62)
Average Speed [km/h]	41.4	64.9	68.1	67.5	67.4	62.0
Top Speed [km/h]	59.3	68.0	69.1	68.5	68.7	65.0
Avg. Dist. to Rail [m]	10.6	4.9	6.2	6.0	10.7	9.4
Avg. Stride Freq. [Hz]	2.3	2.4	2.5	2.5	2.5	2.4
Avg. Stride Length [m]	4.8	7.5	7.7	7.5	7.4	7.3



- [] Ranking at each section and finish
- :-:- No data available at this section
- NA No data available

Horse/Jockey Name	LEFT TURN CLYDE/Manoel Nunes
Finish Rank	4
Fastest Section Time (Section)	0:10.85 (L400)
Top Speed [km/h] (Section)	67.8 (L1000)
Race State	Finished



Thomas Farms RC Murray Bridge SA - Professional

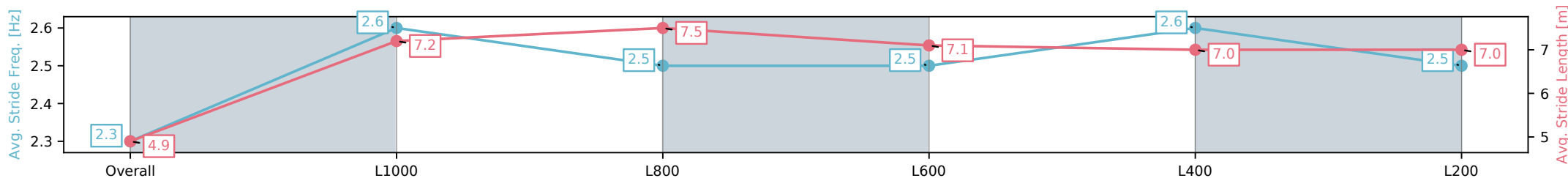
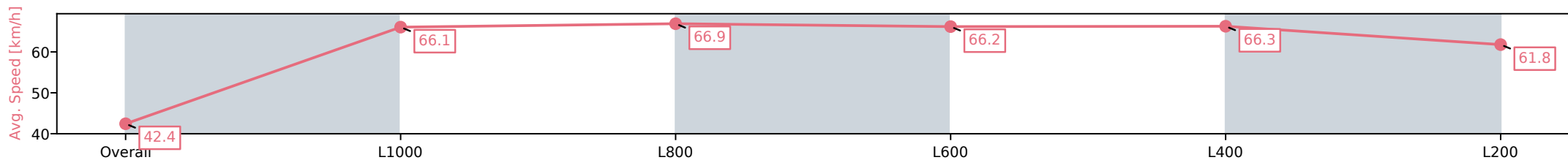
Race 8: Adelaide Event Catering Handicap (Heat of Sportsbet Riziz Series) - 1100m

12 October 2024 - 4:14PM



Track Rating: Good 3, Weather: Fine, Rail Position: True

Section	Overall	L1000	L800	L600	L400	L200
Section Times	1:03.84 [4] (0:08.48)	0:55.36 [8] (0:10.92)	0:44.44 [8] (0:10.87)	0:33.57 [8] (0:11.06)	0:22.51 [8] (0:10.85)	0:11.66 [5] (0:11.66)
Average Speed [km/h]	42.4	66.1	66.9	66.2	66.3	61.8
Top Speed [km/h]	61.6	67.6	67.8	67.3	67.7	64.7
Avg. Dist. to Rail [m]	4.3	3.3	4.1	3.7	6.6	6.3
Avg. Stride Freq. [Hz]	2.3	2.6	2.5	2.5	2.6	2.5
Avg. Stride Length [m]	4.9	7.2	7.5	7.1	7.0	7.0



- [] Ranking at each section and finish
- :-:- No data available at this section
- NA No data available

Horse/Jockey Name	ESECUTORE/Joe Bowditch
Finish Rank	5
Fastest Section Time (Section)	0:10.85 (L800)
Top Speed [km/h] (Section)	69.0 (L1000)
Race State	Finished



Thomas Farms RC Murray Bridge SA - Professional

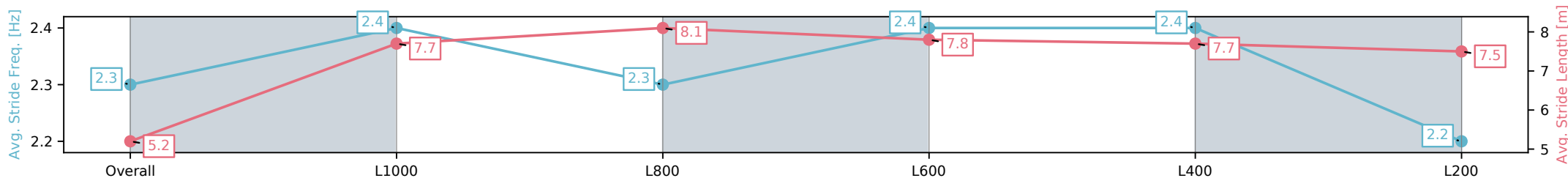
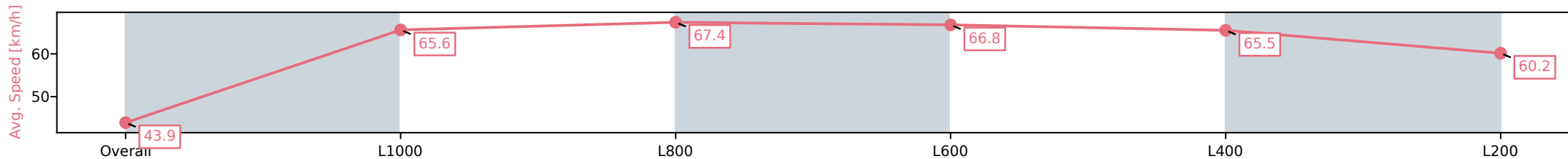
Race 8: Adelaide Event Catering Handicap (Heat of Sportsbet Riziz Series) - 1100m

12 October 2024 - 4:14PM



Track Rating: Good 3, Weather: Fine, Rail Position: True

Section	Overall	L1000	L800	L600	L400	L200
Section Times	1:03.97 [5] (0:08.20)	0:55.77 [1] (0:10.98)	0:44.79 [3] (0:10.85)	0:33.94 [3] (0:10.97)	0:22.97 [1] (0:10.99)	0:11.98 [2] (0:11.98)
Average Speed [km/h]	43.9	65.6	67.4	66.8	65.5	60.2
Top Speed [km/h]	62.4	67.6	69.0	67.9	67.1	63.3
Avg. Dist. to Rail [m]	5.2	3.8	5.4	4.1	3.5	2.9
Avg. Stride Freq. [Hz]	2.3	2.4	2.3	2.4	2.4	2.2
Avg. Stride Length [m]	5.2	7.7	8.1	7.8	7.7	7.5



- [] Ranking at each section and finish
- :-:- No data available at this section
- NA No data available

Horse/Jockey Name	UTAH JOE/Margaret Collett
Finish Rank	6
Fastest Section Time (Section)	0:10.87 (L800)
Top Speed [km/h] (Section)	68.4 (L1000)
Race State	Finished



Thomas Farms RC Murray Bridge SA - Professional

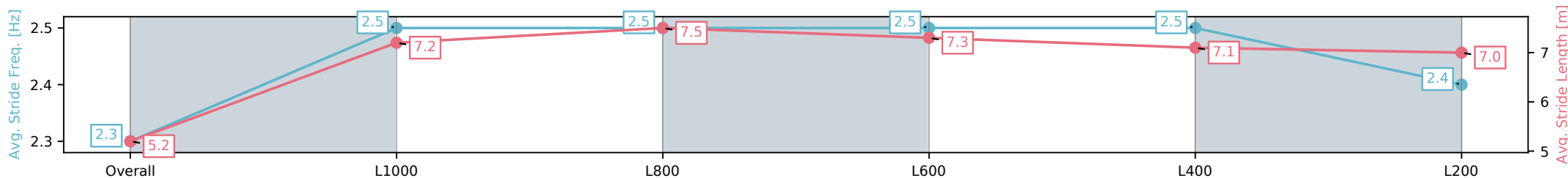
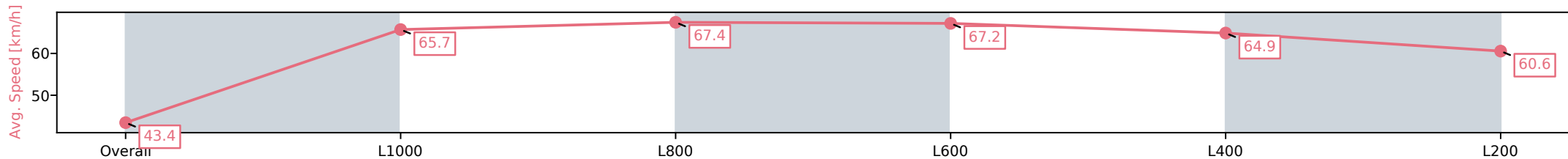
Race 8: Adelaide Event Catering Handicap (Heat of Sportsbet Riziz Series) - 1100m

12 October 2024 - 4:14PM



Track Rating: Good 3, Weather: Fine, Rail Position: True

Section	Overall	L1000	L800	L600	L400	L200
Section Times	1:04.16 [6] (0:08.27)	0:55.89 [3] (0:10.99)	0:44.90 [5] (0:10.87)	0:34.03 [5] (0:11.02)	0:23.01 [7] (0:11.11)	0:11.90 [7] (0:11.90)
Average Speed [km/h]	43.4	65.7	67.4	67.2	64.9	60.6
Top Speed [km/h]	61.8	67.8	68.4	68.2	67.6	62.7
Avg. Dist. to Rail [m]	12.6	6.4	6.6	6.7	13.5	16.0
Avg. Stride Freq. [Hz]	2.3	2.5	2.5	2.5	2.5	2.4
Avg. Stride Length [m]	5.2	7.2	7.5	7.3	7.1	7.0



- [] Ranking at each section and finish
- :-:- No data available at this section
- NA No data available

Horse/Jockey Name	BIG OPTION/Caitlin Jones
Finish Rank	7
Fastest Section Time (Section)	0:10.86 (L1000)
Top Speed [km/h] (Section)	67.8 (L1000)
Race State	Finished



Thomas Farms RC Murray Bridge SA - Professional

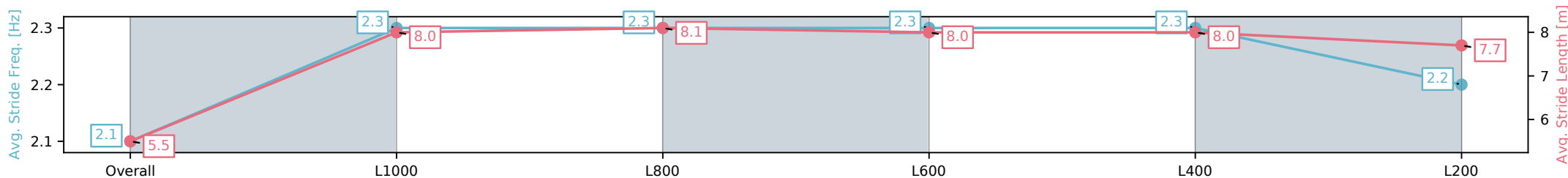
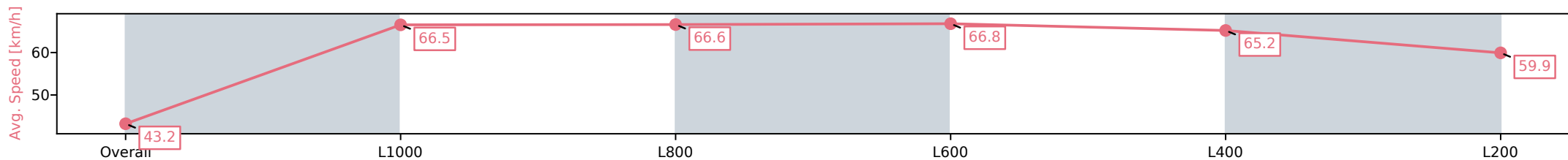
Race 8: Adelaide Event Catering Handicap (Heat of Sportsbet Riziz Series) - 1100m

12 October 2024 - 4:14PM



Track Rating: Good 3, Weather: Fine, Rail Position: True

Section	Overall	L1000	L800	L600	L400	L200
Section Times	1:04.18 [7] (0:08.30)	0:55.88 [6] (0:10.86)	0:45.02 [2] (0:10.97)	0:34.05 [4] (0:10.99)	0:23.06 [3] (0:11.05)	0:12.01 [4] (0:12.01)
Average Speed [km/h]	43.2	66.5	66.6	66.8	65.2	59.9
Top Speed [km/h]	63.9	67.3	67.8	67.3	66.8	62.8
Avg. Dist. to Rail [m]	6.5	4.7	6.0	4.6	6.7	7.1
Avg. Stride Freq. [Hz]	2.1	2.3	2.3	2.3	2.3	2.2
Avg. Stride Length [m]	5.5	8.0	8.1	8.0	8.0	7.7



- [] Ranking at each section and finish
- :-:- No data available at this section
- NA No data available

Horse/Jockey Name	CHIPSON/Kayla Crowther
Finish Rank	8
Fastest Section Time (Section)	0:10.71 (L800)
Top Speed [km/h] (Section)	69.6 (L1000)
Race State	Finished



Thomas Farms RC Murray Bridge SA - Professional

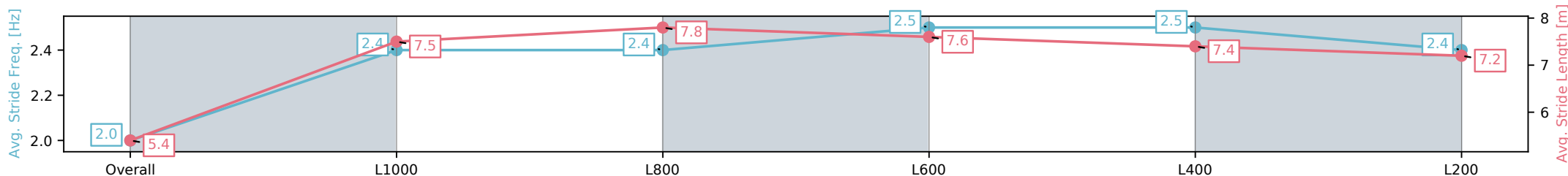
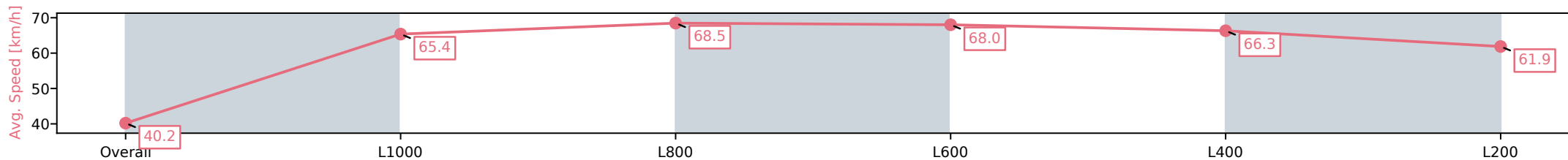
Race 8: Adelaide Event Catering Handicap (Heat of Sportsbet Riziz Series) - 1100m

12 October 2024 - 4:14PM



Track Rating: Good 3, Weather: Fine, Rail Position: True

Section	Overall	L1000	L800	L600	L400	L200
Section Times	1:04.18 [8] (0:08.97)	0:55.21 [13] (0:11.05)	0:44.16 [13] (0:10.71)	0:33.45 [13] (0:10.95)	0:22.50 [13] (0:10.86)	0:11.64 [12] (0:11.64)
Average Speed [km/h]	40.2	65.4	68.5	68.0	66.3	61.9
Top Speed [km/h]	62.2	66.8	69.6	69.0	68.4	65.1
Avg. Dist. to Rail [m]	7.5	6.0	7.0	8.0	15.0	16.0
Avg. Stride Freq. [Hz]	2.0	2.4	2.4	2.5	2.5	2.4
Avg. Stride Length [m]	5.4	7.5	7.8	7.6	7.4	7.2



- [] Ranking at each section and finish
- :-:- No data available at this section
- NA No data available

Horse/Jockey Name	COSTLESS/Stacey Metcalfe
Finish Rank	9
Fastest Section Time (Section)	0:10.85 (L800)
Top Speed [km/h] (Section)	69.0 (L1000)
Race State	Finished



Thomas Farms RC Murray Bridge SA - Professional

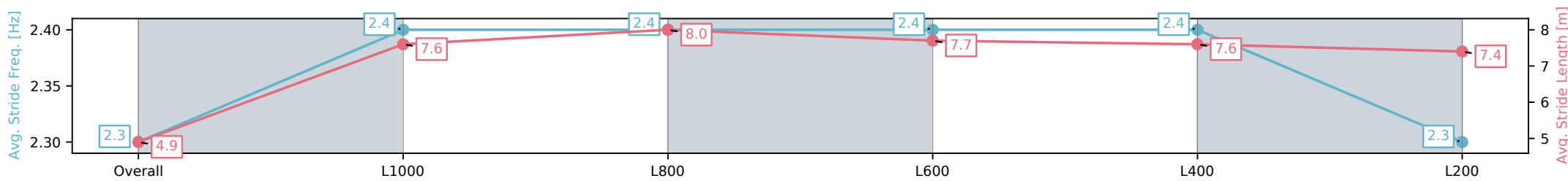
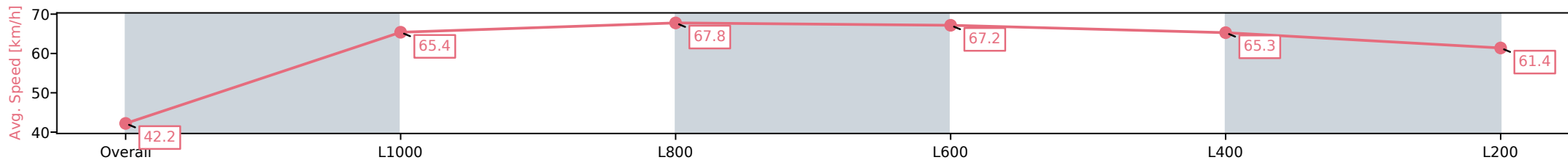
Race 8: Adelaide Event Catering Handicap (Heat of Sportsbet Riziz Series) - 1100m

12 October 2024 - 4:14PM



Track Rating: Good 3, Weather: Fine, Rail Position: True

Section	Overall	L1000	L800	L600	L400	L200
Section Times	1:04.26 [9] (0:08.52)	0:55.74 [9] (0:11.03)	0:44.71 [9] (0:10.85)	0:33.86 [9] (0:11.10)	0:22.76 [11] (0:11.04)	0:11.72 [11] (0:11.72)
Average Speed [km/h]	42.2	65.4	67.8	67.2	65.3	61.4
Top Speed [km/h]	61.6	67.4	69.0	68.4	68.3	64.2
Avg. Dist. to Rail [m]	9.4	6.4	7.3	7.9	12.7	12.0
Avg. Stride Freq. [Hz]	2.3	2.4	2.4	2.4	2.4	2.3
Avg. Stride Length [m]	4.9	7.6	8.0	7.7	7.6	7.4



- [] Ranking at each section and finish
- :-:- No data available at this section
- NA No data available

Horse/Jockey Name	RODNEY/Alana Livesey
Finish Rank	10
Fastest Section Time (Section)	0:10.84 (L800)
Top Speed [km/h] (Section)	68.9 (L1000)
Race State	Finished



Thomas Farms RC Murray Bridge SA - Professional

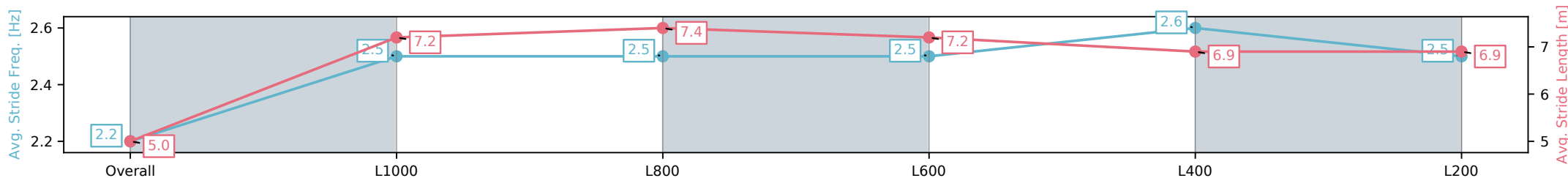
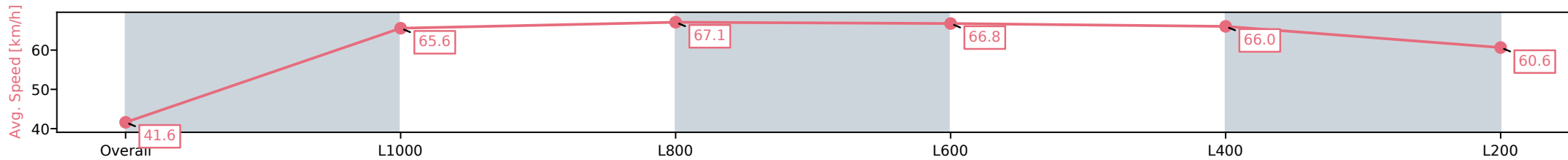
Race 8: Adelaide Event Catering Handicap (Heat of Sportsbet Riziz Series) - 1100m

12 October 2024 - 4:14PM



Track Rating: Good 3, Weather: Fine, Rail Position: True

Section	Overall	L1000	L800	L600	L400	L200
Section Times	1:04.26 [10] (0:08.67)	0:55.59 [11] (0:10.98)	0:44.61 [11] (0:10.84)	0:33.77 [11] (0:10.99)	0:22.78 [9] (0:10.90)	0:11.88 [9] (0:11.88)
Average Speed [km/h]	41.6	65.6	67.1	66.8	66.0	60.6
Top Speed [km/h]	63.2	68.0	68.9	67.3	68.3	63.2
Avg. Dist. to Rail [m]	8.0	3.7	4.0	4.5	9.8	11.4
Avg. Stride Freq. [Hz]	2.2	2.5	2.5	2.5	2.6	2.5
Avg. Stride Length [m]	5.0	7.2	7.4	7.2	6.9	6.9



- [] Ranking at each section and finish
- :-:- No data available at this section
- NA No data available

Horse/Jockey Name	THE GOLDEN FIST/Jake Toeroek
Finish Rank	11
Fastest Section Time (Section)	0:10.83 (L800)
Top Speed [km/h] (Section)	68.6 (L1000)
Race State	Finished



Thomas Farms RC Murray Bridge SA - Professional

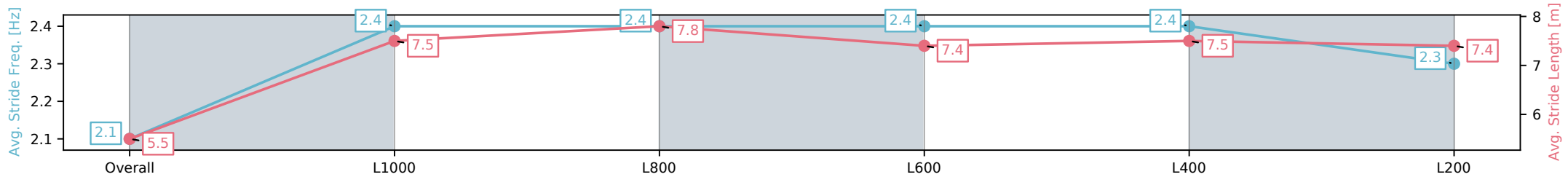
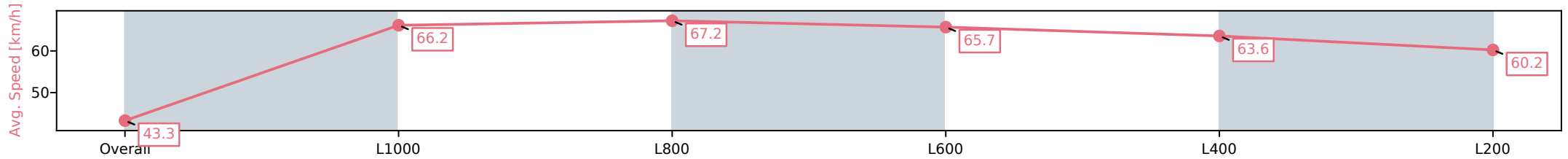
Race 8: Adelaide Event Catering Handicap (Heat of Sportsbet Riziz Series) - 1100m

12 October 2024 - 4:14PM



Track Rating: Good 3, Weather: Fine, Rail Position: True

Section	Overall	L1000	L800	L600	L400	L200
Section Times	1:04.42 [11] (0:08.30)	0:56.12 [5] (0:10.89)	0:45.23 [4] (0:10.83)	0:34.40 [2] (0:11.12)	0:23.28 [4] (0:11.32)	0:11.96 [10] (0:11.96)
Average Speed [km/h]	43.3	66.2	67.2	65.7	63.6	60.2
Top Speed [km/h]	62.7	68.5	68.6	67.5	66.1	61.8
Avg. Dist. to Rail [m]	3.3	2.1	3.7	3.7	5.8	5.4
Avg. Stride Freq. [Hz]	2.1	2.4	2.4	2.4	2.4	2.3
Avg. Stride Length [m]	5.5	7.5	7.8	7.4	7.5	7.4



- [] Ranking at each section and finish
- :-:- No data available at this section
- NA No data available

Horse/Jockey Name	COOL MAGNUM/Zoe Lloyd
Finish Rank	12
Fastest Section Time (Section)	0:10.85 (L800)
Top Speed [km/h] (Section)	67.9 (L1000)
Race State	Finished



Thomas Farms RC Murray Bridge SA - Professional

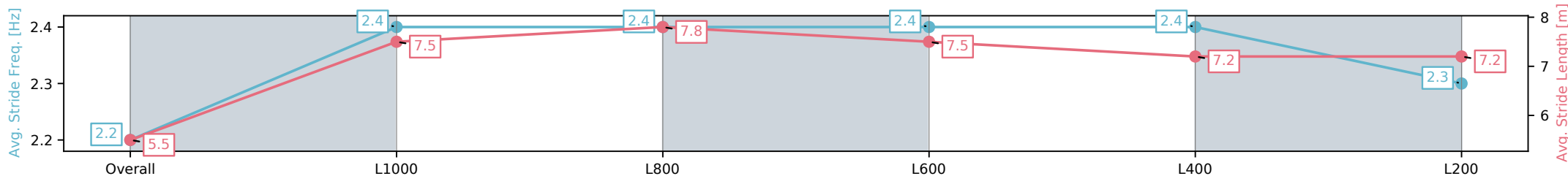
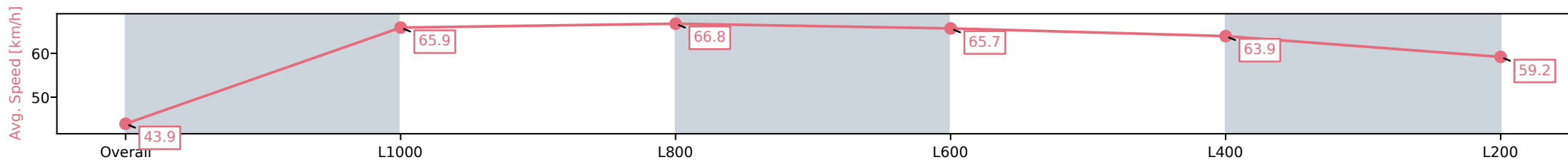
Race 8: Adelaide Event Catering Handicap (Heat of Sportsbet Riziz Series) - 1100m

12 October 2024 - 4:14PM



Track Rating: Good 3, Weather: Fine, Rail Position: True

Section	Overall	L1000	L800	L600	L400	L200
Section Times	1:04.51 [12] (0:08.20)	0:56.31 [1] (0:10.95)	0:45.36 [1] (0:10.85)	0:34.51 [1] (0:11.07)	0:23.44 [2] (0:11.27)	0:12.17 [8] (0:12.17)
Average Speed [km/h]	43.9	65.9	66.8	65.7	63.9	59.2
Top Speed [km/h]	62.5	67.6	67.9	67.1	65.6	61.3
Avg. Dist. to Rail [m]	2.9	1.4	2.5	2.9	4.8	4.5
Avg. Stride Freq. [Hz]	2.2	2.4	2.4	2.4	2.4	2.3
Avg. Stride Length [m]	5.5	7.5	7.8	7.5	7.2	7.2



- [] Ranking at each section and finish
- :-:- No data available at this section
- NA No data available

Horse/Jockey Name	REAL VALENTIA/Justin Potter
Finish Rank	13
Fastest Section Time (Section)	0:10.86 (L800)
Top Speed [km/h] (Section)	68.8 (L1000)
Race State	Finished



Thomas Farms RC Murray Bridge SA - Professional

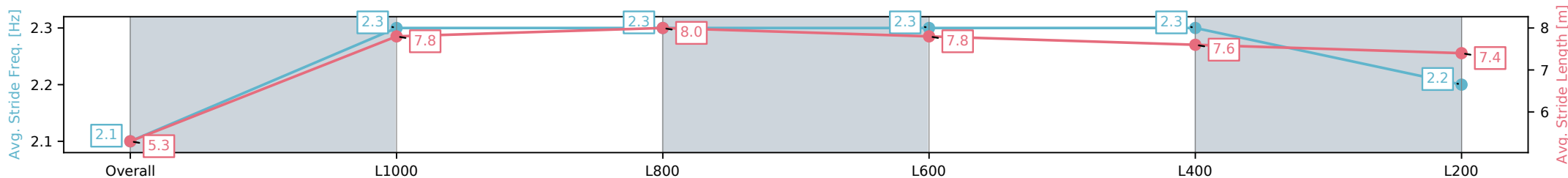
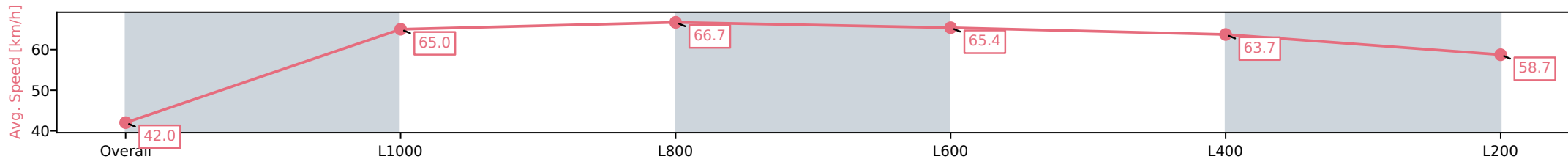
Race 8: Adelaide Event Catering Handicap (Heat of Sportsbet Riziz Series) - 1100m

12 October 2024 - 4:14PM



Track Rating: Good 3, Weather: Fine, Rail Position: True

Section	Overall	L1000	L800	L600	L400	L200
Section Times	1:05.14 [13] (0:08.56)	0:56.58 [10] (0:11.07)	0:45.51 [10] (0:10.86)	0:34.65 [10] (0:11.10)	0:23.55 [12] (0:11.30)	0:12.25 [13] (0:12.25)
Average Speed [km/h]	42.0	65.0	66.7	65.4	63.7	58.7
Top Speed [km/h]	62.1	68.0	68.8	66.2	64.7	62.3
Avg. Dist. to Rail [m]	1.1	0.3	2.1	2.1	3.4	4.0
Avg. Stride Freq. [Hz]	2.1	2.3	2.3	2.3	2.3	2.2
Avg. Stride Length [m]	5.3	7.8	8.0	7.8	7.6	7.4



- [] Ranking at each section and finish
- :-:- No data available at this section
- NA No data available