



RACINGSA

# Thomas Farms RC Murray Bridge SA

## Race 7: Thomas Farms Handicap - 1400m

12 October 2024 - 3:32PM



Murray Bridge  
Racing Club

Track Rating: Good 3, Weather: Fine, Rail Position: True

Section Field Times							Overall	L1200	L1000	L800	L600	L400	
							1:23.45 (0:13.97)	1:09.47 (0:11.47)	0:58.01 (0:12.28)	0:45.72 (0:12.36)	0:33.35 (0:11.35)	0:22.01 (0:10.61)	
Position	#	Horse/Jockey	Barrier	Top Speed [km/h]	Fastest Section	First 400m							Distance Travelled From Winner [m]
1	9	<b>ANGLAND</b> Lachlan Neindorf	7	68.9 600-400	0:10.61 400-200	0:25.59	1:23.45 (0:13.97)	1:09.48 [1] (0:11.62)	0:57.86 [2] (0:12.40)	0:45.46 [2] (0:12.33)	0:33.13 [2] (0:11.12)	0:22.01 [1] (0:10.61)	
2	8	<b>INTREPID EAGLE</b> Jason Holder	1	69.5 800-600	0:10.71 400-200	0:25.81	1:23.74 (0:14.22)	1:09.52 [5] (0:11.59)	0:57.93 [4] (0:12.31)	0:45.62 [3] (0:12.31)	0:33.31 [6] (0:11.15)	0:22.16 [4] (0:10.71)	+1
3	6	<b>ROGUE ROCKER</b> Kayla Crowther	8	68.0 600-400	0:10.74 400-200	0:25.76	1:23.96 (0:14.17)	1:09.79 [3] (0:11.59)	0:58.20 [3] (0:12.40)	0:45.80 [4] (0:12.23)	0:33.57 [5] (0:11.48)	0:22.09 [8] (0:10.74)	-4
4	1	<b>WILD IMAGINATION</b> Rochelle Milnes	6	68.0 600-400	0:10.65 400-200	0:26.35	1:23.98 (0:14.59)	1:09.39 [12] (0:11.76)	0:57.63 [12] (0:12.22)	0:45.41 [12] (0:12.21)	0:33.20 [13] (0:11.39)	0:21.81 [13] (0:10.65)	+0
5	15	<b>UNDER THE CONE</b> Manoel Nunes	9	69.6 600-400	0:10.57 400-200	0:26.20	1:24.02 (0:14.39)	1:09.63 [8] (0:11.81)	0:57.82 [8] (0:12.28)	0:45.54 [10] (0:12.28)	0:33.26 [11] (0:11.21)	0:22.05 [9] (0:10.57)	+4
6	7	<b>WILD WILLY</b> Jacob Opperman	12	67.8 800-600	0:11.04 600-400	0:26.44	1:24.03 (0:14.60)	1:09.43 [13] (0:11.84)	0:57.59 [13] (0:12.24)	0:45.35 [13] (0:11.75)	0:33.60 [7] (0:11.04)	0:22.56 [2] (0:11.04)	+5
7	14	<b>HEADPHONES</b> Matthew Chadwick	10	67.3 800-600	0:10.89 400-200	0:25.91	1:24.04 (0:14.28)	1:09.75 [6] (0:11.62)	0:58.13 [5] (0:12.25)	0:45.88 [5] (0:12.21)	0:33.67 [3] (0:11.34)	0:22.33 [5] (0:10.89)	+0
8	2	<b>EASY CAMPESE</b> Alana Livesey	13	68.8 600-400	0:10.78 400-200	0:26.24	1:24.05 (0:14.59)	1:09.46 [11] (0:11.65)	0:57.81 [11] (0:12.05)	0:45.76 [7] (0:12.24)	0:33.52 [8] (0:11.25)	0:22.27 [6] (0:10.78)	+4
9	11	<b>HASSELTOFF</b> Todd Pannell	5	68.1 600-400	0:10.78 400-200	0:26.04	1:24.12 (0:14.22)	1:09.90 [4] (0:11.82)	0:58.08 [7] (0:12.28)	0:45.80 [8] (0:12.28)	0:33.51 [9] (0:11.38)	0:22.13 [10] (0:10.78)	+1
10	4	<b>IMA SHELBY</b> Jake Toeroek	2	67.6 600-400	0:10.85 400-200	0:25.97	1:24.19 (0:14.30)	1:09.89 [7] (0:11.67)	0:58.22 [6] (0:12.21)	0:46.01 [6] (0:12.19)	0:33.82 [3] (0:11.42)	0:22.40 [7] (0:10.85)	-5

Scratched: Van Roy (#10), Zaszou (#12), Free Vino (#16)

Report Created: Sat 12 October 2024 17:43:01 GMT+11 (Note: Timing is based on positional data)

- [ ] Position in running at each section and finish
- #: Saddle cloth number
- :--:-- No data available at this section
- DNF Did not finish
- NA No data available
- DNT Did not track
- █ Background shading for fastest section



RACINGSA

# Thomas Farms RC Murray Bridge SA

## Race 7: Thomas Farms Handicap - 1400m

12 October 2024 - 3:32PM



Murray Bridge  
Racing Club

Track Rating: Good 3, Weather: Fine, Rail Position: True

Section Field Times							Overall	L1200	L1000	L800	L600	L400		
							1:23.45 (0:13.97)	1:09.47 (0:11.47)	0:58.01 (0:12.28)	0:45.72 (0:12.36)	0:33.35 (0:11.35)	0:22.01 (0:10.61)		
Position	#	Horse/Jockey	Barrier	Top Speed [km/h]	Fastest Section	First 400m								Distance Travelled From Winner [m]
11	3	<b>DEMANDING MO</b> Stacey Metcalfe	11	65.4 800-600	0:11.16 400-200	0:25.44	1:24.49 (0:14.04)	1:10.45 [2] (0:11.40)	0:59.05 [1] (0:12.28)	0:46.76 [1] (0:12.36)	0:34.40 [1] (0:11.43)	0:22.97 [3] (0:11.16)		-5
12	13	<b>JILLADORA</b> Margaret Collett	3	67.3 800-600	0:11.04 400-200	0:26.20	1:24.66 (0:14.47)	1:10.19 [9] (0:11.73)	0:58.46 [9] (0:12.18)	0:46.28 [9] (0:12.31)	0:33.97 [10] (0:11.35)	0:22.62 [11] (0:11.04)		-6
13	5	<b>LUMBER PUNK</b> Samuel Payne	4	67.2 800-600	0:10.99 400-200	0:26.21	1:24.71 (0:14.51)	1:10.20 [10] (0:11.70)	0:58.50 [10] (0:12.36)	0:46.14 [11] (0:12.20)	0:33.94 [12] (0:11.34)	0:22.60 [12] (0:10.99)		-5

Scratched: Van Roy (#10), Zaszou (#12), Free Vino (#16)

- [ ] Position in running at each section and finish
- #: Saddle cloth number
- :--- No data available at this section
- DNF Did not finish
- NA No data available
- DNT Did not track
- █ Background shading for fastest section



RACINGSA

# Thomas Farms RC Murray Bridge SA Race 7: Thomas Farms Handicap - 1400m 12 October 2024 - 3:32PM



Murray Bridge  
Racing Club

Track Rating: Good 3, Weather: Fine, Rail Position: True

Section

Field Times

L200

0:11.39

(0:11.39)

Position	#	Horse/Jockey	Barrier	Top Speed [km/h]	Fastest Section	First 400m	Margin						Distance Travelled From Winner [m]
1	9	<b>ANGLAND</b> Lachlan Neindorf	7	68.9 600-400	0:10.61 400-200	0:25.59	0:11.40 [1] (0:11.40)	1:23.45					
2	8	<b>INTREPID EAGLE</b> Jason Holder	1	69.5 800-600	0:10.71 400-200	0:25.81	0:11.45 [2] (0:11.45)	2.0L					+1
3	6	<b>ROGUE ROCKER</b> Kayla Crowther	8	68.0 600-400	0:10.74 400-200	0:25.76	0:11.35 [7] (0:11.35)	3.5L					-4
4	1	<b>WILD IMAGINATION</b> Rochelle Milnes	6	68.0 600-400	0:10.65 400-200	0:26.35	0:11.16 [11] (0:11.16)	3.6L					+0
5	15	<b>UNDER THE CONE</b> Manoel Nunes	9	69.6 600-400	0:10.57 400-200	0:26.20	0:11.47 [4] (0:11.47)	3.9L					+4
6	7	<b>WILD WILLY</b> Jacob Opperman	12	67.8 800-600	0:11.04 600-400	0:26.44	0:11.52 [3] (0:11.52)	4.0L					+5
7	14	<b>HEADPHONES</b> Matthew Chadwick	10	67.3 800-600	0:10.89 400-200	0:25.91	0:11.44 [6] (0:11.44)	4.0L					+0
8	2	<b>EASY CAMPESE</b> Alana Livesey	13	68.8 600-400	0:10.78 400-200	0:26.24	0:11.49 [5] (0:11.49)	4.1L					+4
9	11	<b>HASSELTOFF</b> Todd Pannell	5	68.1 600-400	0:10.78 400-200	0:26.04	0:11.35 [10] (0:11.35)	4.6L					+1
10	4	<b>IMA SHELBY</b> Jake Toeroek	2	67.6 600-400	0:10.85 400-200	0:25.97	0:11.55 [8] (0:11.55)	0.0L					-5

Scratched: Van Roy (#10), Zaszou (#12), Free Vino (#16)

Report Created: Sat 12 October 2024 17:43:01 GMT+11 (Note: Timing is based on positional data)

- [ ] Position in running at each section and finish
- #: Saddle cloth number
- :--- No data available at this section
- DNF Did not finish
- NA No data available
- DNT Did not track
- █ Background shading for fastest section



RACINGSA

# Thomas Farms RC Murray Bridge SA Race 7: Thomas Farms Handicap - 1400m 12 October 2024 - 3:32PM

Track Rating: Good 3, Weather: Fine, Rail Position: True



Murray Bridge  
Racing Club

Section

Field Times

L200

0:11.39

(0:11.39)

Position	#	Horse/Jockey	Barrier	Top Speed [km/h]	Fastest Section	First 400m	Margin							Distance Travelled From Winner [m]
11	3	<b>DEMANDING MO</b>	11	65.4	0:11.16	0:25.44	0:11.81 [9]	7.1L						-5
		Stacey Metcalfe		800-600	400-200		(0:11.81)							
12	13	<b>JILLADORA</b>	3	67.3	0:11.04	0:26.20	0:11.58 [12]	8.3L						-6
		Margaret Collett		800-600	400-200		(0:11.57)							
13	5	<b>LUMBER PUNK</b>	4	67.2	0:10.99	0:26.21	0:11.61 [13]	8.6L						-5
		Samuel Payne		800-600	400-200		(0:11.61)							

Scratched: Van Roy (#10), Zaszou (#12), Free Vino (#16)

- [ ] Position in running at each section and finish # Saddle cloth number
- :--:-- No data available at this section DNF Did not finish
- NA No data available DNT Did not track
- █ Background shading for fastest section

Horse/Jockey Name	ANGLAND/Lachlan Neindorf
Finish Rank	1
Fastest Section Time (Section)	0:10.61 (L400)
Top Speed [km/h] (Section)	68.9 (L600)
Race State	Finished



Thomas Farms RC Murray Bridge SA - Professional

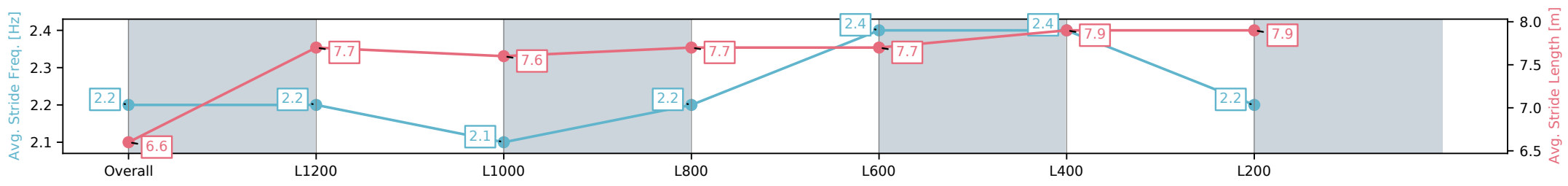
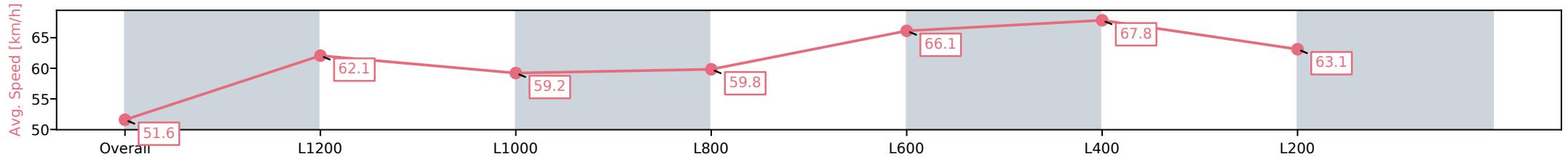
Race 7: Thomas Farms Handicap - 1400m

12 October 2024 - 3:32PM

Track Rating: Good 3, Weather: Fine, Rail Position: True



Section	Overall	L1200	L1000	L800	L600	L400	L200
Section Times	1:23.45 [1] (0:13.97)	1:09.48 [1] (0:11.62)	0:57.86 [2] (0:12.40)	0:45.46 [2] (0:12.33)	0:33.13 [2] (0:11.12)	0:22.01 [1] (0:10.61)	0:11.40 [1] (0:11.40)
Average Speed [km/h]	51.6	62.1	59.2	59.8	66.1	67.8	63.1
Top Speed [km/h]	62.0	62.6	60.7	60.6	68.3	68.9	65.9
Avg. Dist. to Rail [m]	5.5	1.5	3.7	4.9	4.6	7.2	9.2
Avg. Stride Freq. [Hz]	2.2	2.2	2.1	2.2	2.4	2.4	2.2
Avg. Stride Length [m]	6.6	7.7	7.6	7.6	7.7	7.9	7.9



[ ] Ranking at each section and finish  
 -:-:- No data available at this section  
 NA No data available

Horse/Jockey Name	INTREPID EAGLE/Jason Holder
Finish Rank	2
Fastest Section Time (Section)	0:10.71 (L400)
Top Speed [km/h] (Section)	69.5 (L800)
Race State	Finished



Thomas Farms RC Murray Bridge SA - Professional

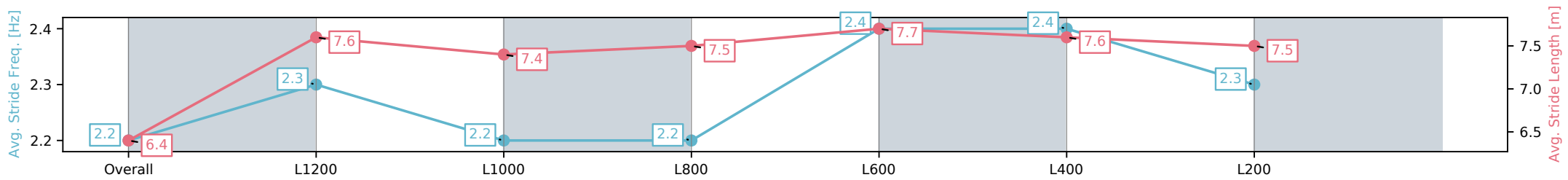
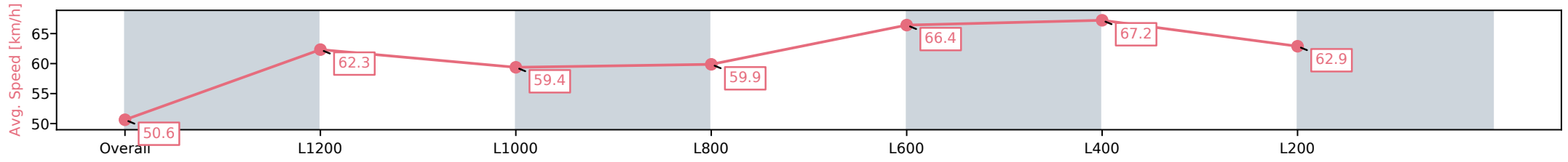
Race 7: Thomas Farms Handicap - 1400m

12 October 2024 - 3:32PM

Track Rating: Good 3, Weather: Fine, Rail Position: True



Section	Overall	L1200	L1000	L800	L600	L400	L200
Section Times	1:23.74 [2] (0:14.22)	1:09.52 [5] (0:11.59)	0:57.93 [4] (0:12.31)	0:45.62 [3] (0:12.31)	0:33.31 [6] (0:11.15)	0:22.16 [4] (0:10.71)	0:11.45 [2] (0:11.45)
Average Speed [km/h]	50.6	62.3	59.4	59.9	66.4	67.2	62.9
Top Speed [km/h]	62.6	63.0	61.5	60.6	69.5	69.4	65.3
Avg. Dist. to Rail [m]	0.6	0.7	3.2	4.7	6.6	8.7	9.4
Avg. Stride Freq. [Hz]	2.2	2.3	2.2	2.2	2.4	2.4	2.3
Avg. Stride Length [m]	6.4	7.6	7.4	7.4	7.5	7.7	7.5



- [ ] Ranking at each section and finish
- :-:- No data available at this section
- NA No data available

Horse/Jockey Name	ROGUE ROCKER/Kayla Crowther
Finish Rank	3
Fastest Section Time (Section)	0:10.74 (L400)
Top Speed [km/h] (Section)	68.0 (L600)
Race State	Finished



Thomas Farms RC Murray Bridge SA - Professional

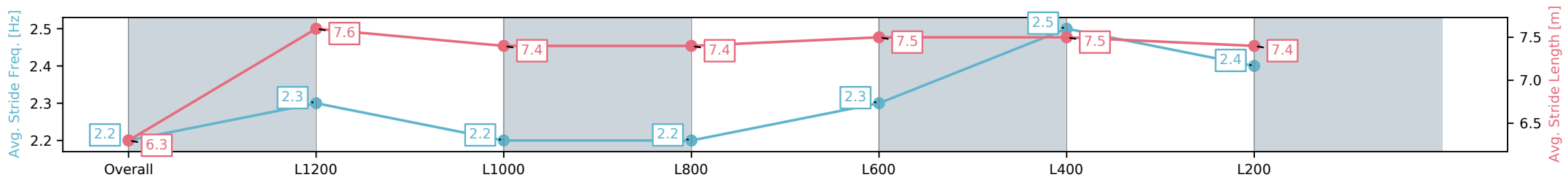
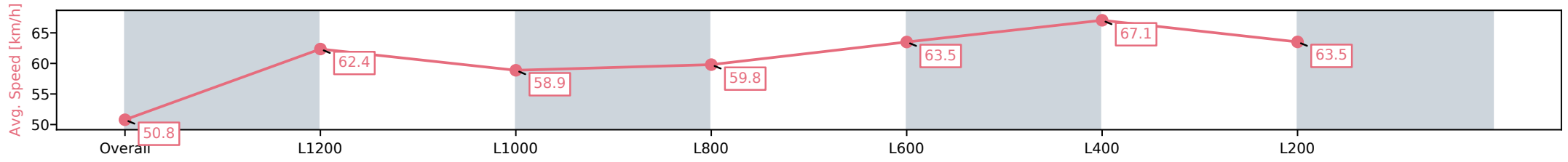
Race 7: Thomas Farms Handicap - 1400m

12 October 2024 - 3:32PM

Track Rating: Good 3, Weather: Fine, Rail Position: True



Section	Overall	L1200	L1000	L800	L600	L400	L200
Section Times	1:23.96 [3] (0:14.17)	1:09.79 [3] (0:11.59)	0:58.20 [3] (0:12.40)	0:45.80 [4] (0:12.23)	0:33.57 [5] (0:11.48)	0:22.09 [8] (0:10.74)	0:11.35 [7] (0:11.35)
Average Speed [km/h]	50.8	62.4	58.9	59.8	63.5	67.1	63.5
Top Speed [km/h]	62.1	63.2	60.5	61.6	66.6	68.0	65.5
Avg. Dist. to Rail [m]	6.3	2.5	2.8	3.3	3.0	5.4	7.3
Avg. Stride Freq. [Hz]	2.2	2.3	2.2	2.2	2.3	2.5	2.4
Avg. Stride Length [m]	6.3	7.6	7.4	7.4	7.4	7.5	7.4



[ ] Ranking at each section and finish  
 -:-:- No data available at this section  
 NA No data available

Horse/Jockey Name	WILD IMAGINATION/Rochelle Milnes
Finish Rank	4
Fastest Section Time (Section)	0:10.65 (L400)
Top Speed [km/h] (Section)	68.0 (L600)
Race State	Finished



Thomas Farms RC Murray Bridge SA - Professional

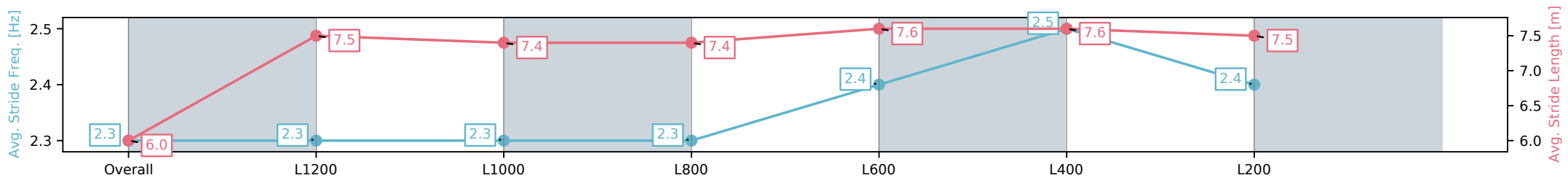
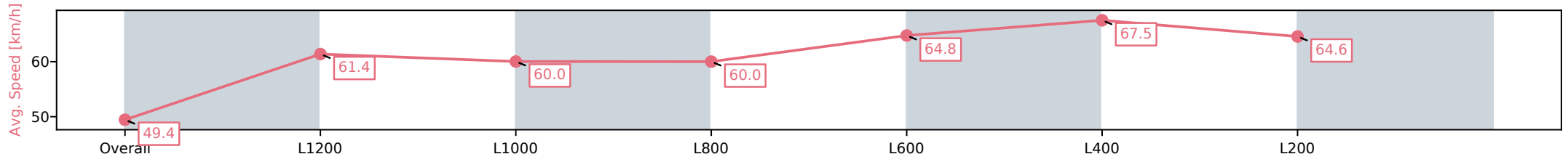
Race 7: Thomas Farms Handicap - 1400m

12 October 2024 - 3:32PM

Track Rating: Good 3, Weather: Fine, Rail Position: True



Section	Overall	L1200	L1000	L800	L600	L400	L200
Section Times	1:23.98 [4] (0:14.59)	1:09.39 [12] (0:11.76)	0:57.63 [12] (0:12.22)	0:45.41 [12] (0:12.21)	0:33.20 [13] (0:11.39)	0:21.81 [13] (0:10.65)	0:11.16 [11] (0:11.16)
Average Speed [km/h]	49.4	61.4	60.0	60.0	64.8	67.5	64.6
Top Speed [km/h]	62.8	62.6	61.1	61.9	66.9	68.0	67.3
Avg. Dist. to Rail [m]	5.8	2.9	3.7	3.6	5.6	11.8	13.8
Avg. Stride Freq. [Hz]	2.3	2.3	2.3	2.3	2.4	2.5	2.4
Avg. Stride Length [m]	6.0	7.5	7.4	7.4	7.6	7.6	7.5



[ ] Ranking at each section and finish  
 -:-:- No data available at this section  
 NA No data available



Horse/Jockey Name	UNDER THE CONE/Manoel Nunes
Finish Rank	5
Fastest Section Time (Section)	0:10.57 (L400)
Top Speed [km/h] (Section)	69.6 (L600)
Race State	Finished



Thomas Farms RC Murray Bridge SA - Professional

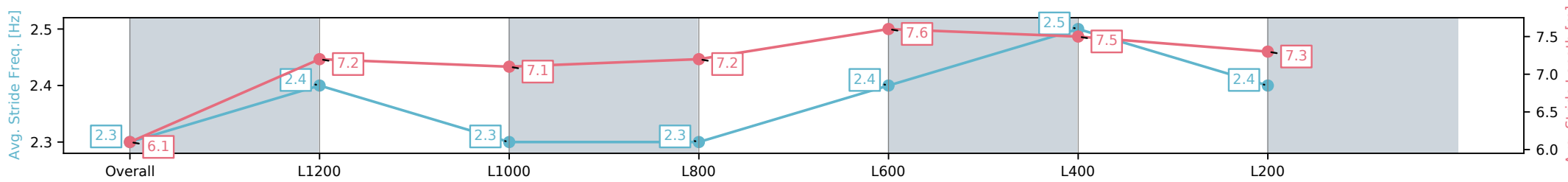
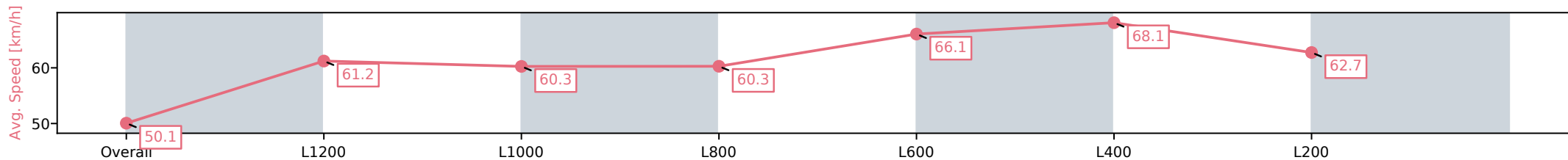
Race 7: Thomas Farms Handicap - 1400m

12 October 2024 - 3:32PM

Track Rating: Good 3, Weather: Fine, Rail Position: True



Section	Overall	L1200	L1000	L800	L600	L400	L200
Section Times	1:24.02 [5] (0:14.39)	1:09.63 [8] (0:11.81)	0:57.82 [8] (0:12.28)	0:45.54 [10] (0:12.28)	0:33.26 [11] (0:11.21)	0:22.05 [9] (0:10.57)	0:11.47 [4] (0:11.47)
Average Speed [km/h]	50.1	61.2	60.3	60.3	66.1	68.1	62.7
Top Speed [km/h]	62.2	62.5	61.1	63.3	67.2	69.6	65.6
Avg. Dist. to Rail [m]	6.8	3.7	5.3	5.5	6.6	11.3	13.5
Avg. Stride Freq. [Hz]	2.3	2.4	2.3	2.3	2.4	2.5	2.4
Avg. Stride Length [m]	6.1	7.2	7.1	7.1	7.2	7.6	7.3



- [ ] Ranking at each section and finish
- :-:- No data available at this section
- NA No data available

Horse/Jockey Name	WILD WILLY/Jacob Opperman
Finish Rank	6
Fastest Section Time (Section)	0:11.04 (L600)
Top Speed [km/h] (Section)	67.8 (L800)
Race State	Finished



Thomas Farms RC Murray Bridge SA - Professional

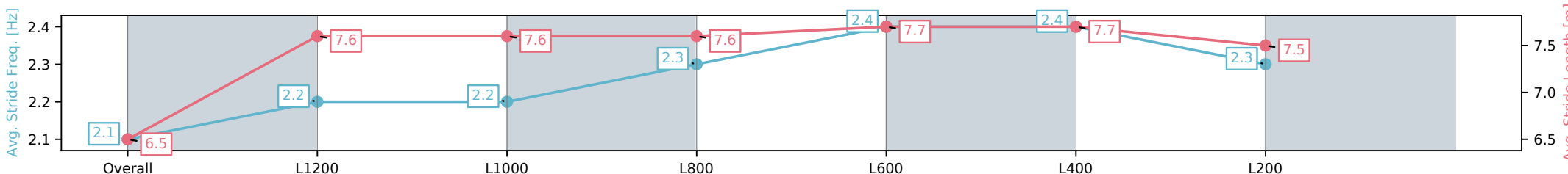
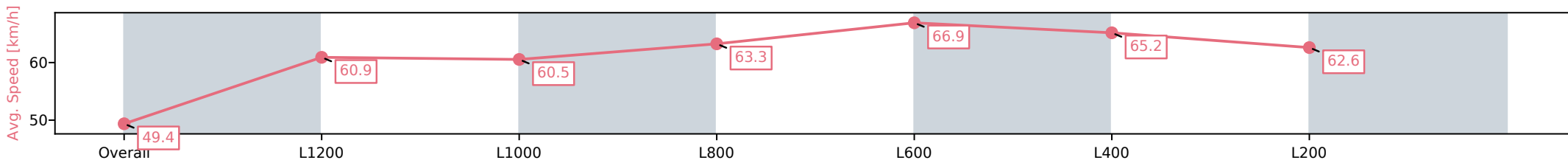
Race 7: Thomas Farms Handicap - 1400m

12 October 2024 - 3:32PM

Track Rating: Good 3, Weather: Fine, Rail Position: True



Section	Overall	L1200	L1000	L800	L600	L400	L200
Section Times	1:24.03 [6] (0:14.60)	1:09.43 [13] (0:11.84)	0:57.59 [13] (0:12.24)	0:45.35 [13] (0:11.75)	0:33.60 [7] (0:11.04)	0:22.56 [2] (0:11.04)	0:11.52 [3] (0:11.52)
Average Speed [km/h]	49.4	60.9	60.5	63.3	66.9	65.2	62.6
Top Speed [km/h]	60.9	62.4	61.6	66.2	67.8	66.7	64.2
Avg. Dist. to Rail [m]	9.3	3.3	5.3	6.3	5.9	8.3	8.8
Avg. Stride Freq. [Hz]	2.1	2.2	2.2	2.3	2.4	2.4	2.3
Avg. Stride Length [m]	6.5	7.6	7.6	7.6	7.7	7.7	7.5



- [ ] Ranking at each section and finish
- :-:- No data available at this section
- NA No data available

Horse/Jockey Name	HEADPHONES/Matthew Chadwick
Finish Rank	7
Fastest Section Time (Section)	0:10.89 (L400)
Top Speed [km/h] (Section)	67.3 (L800)
Race State	Finished



Thomas Farms RC Murray Bridge SA - Professional

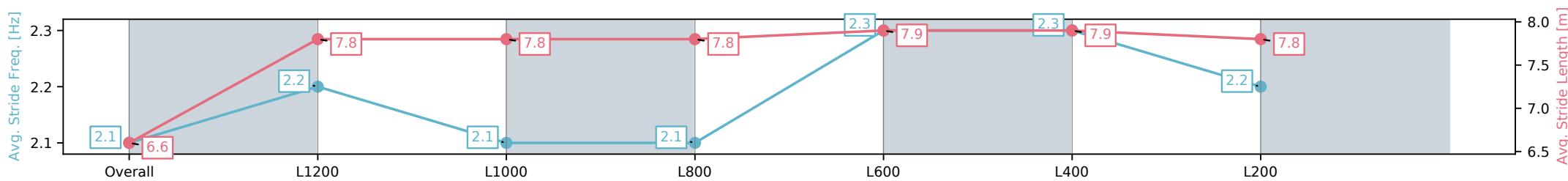
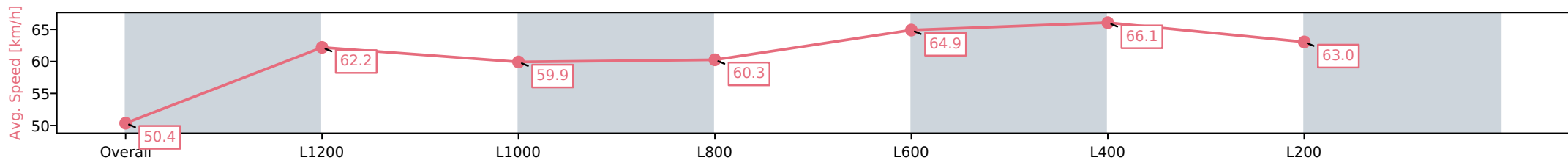
Race 7: Thomas Farms Handicap - 1400m

12 October 2024 - 3:32PM

Track Rating: Good 3, Weather: Fine, Rail Position: True



Section	Overall	L1200	L1000	L800	L600	L400	L200
Section Times	1:24.04 [7] (0:14.28)	1:09.75 [6] (0:11.62)	0:58.13 [5] (0:12.25)	0:45.88 [5] (0:12.21)	0:33.67 [3] (0:11.34)	0:22.33 [5] (0:10.89)	0:11.44 [6] (0:11.44)
Average Speed [km/h]	50.4	62.2	59.9	60.3	64.9	66.1	63.0
Top Speed [km/h]	62.2	62.8	60.6	63.8	67.3	67.2	64.6
Avg. Dist. to Rail [m]	8.1	3.5	3.9	4.3	5.2	8.6	10.3
Avg. Stride Freq. [Hz]	2.1	2.2	2.1	2.1	2.3	2.3	2.2
Avg. Stride Length [m]	6.6	7.8	7.8	7.8	7.8	7.9	7.8



- [ ] Ranking at each section and finish
- :-:- No data available at this section
- NA No data available

Horse/Jockey Name	EASY CAMPESE/Alana Livesey
Finish Rank	8
Fastest Section Time (Section)	0:10.78 (L400)
Top Speed [km/h] (Section)	68.8 (L600)
Race State	Finished



Thomas Farms RC Murray Bridge SA - Professional

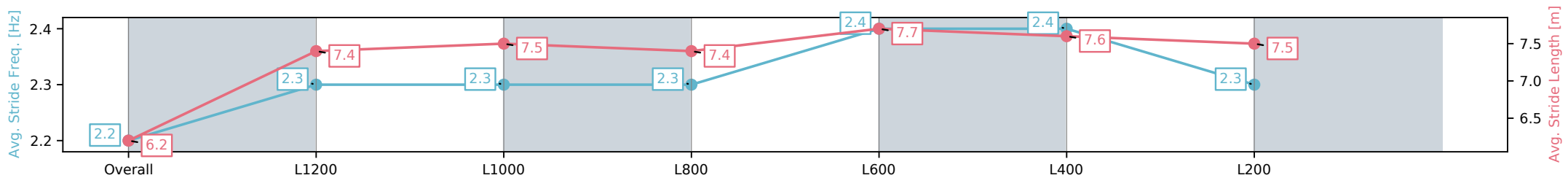
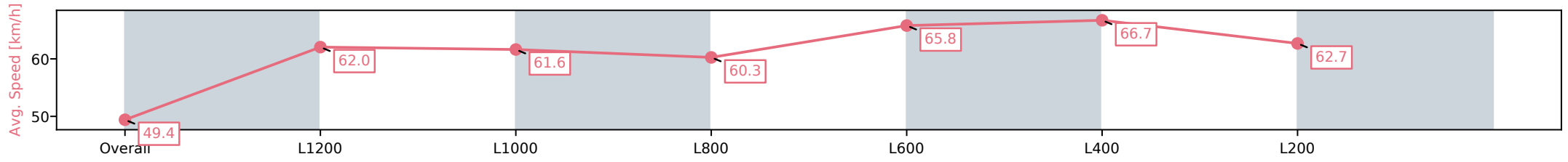
Race 7: Thomas Farms Handicap - 1400m

12 October 2024 - 3:32PM

Track Rating: Good 3, Weather: Fine, Rail Position: True



Section	Overall	L1200	L1000	L800	L600	L400	L200
Section Times	1:24.05 [8] (0:14.59)	1:09.46 [11] (0:11.65)	0:57.81 [11] (0:12.05)	0:45.76 [7] (0:12.24)	0:33.52 [8] (0:11.25)	0:22.27 [6] (0:10.78)	0:11.49 [5] (0:11.49)
Average Speed [km/h]	49.4	62.0	61.6	60.3	65.8	66.7	62.7
Top Speed [km/h]	61.2	64.1	63.1	62.9	66.9	68.8	65.3
Avg. Dist. to Rail [m]	10.1	4.6	6.1	4.8	6.1	9.4	10.5
Avg. Stride Freq. [Hz]	2.2	2.3	2.3	2.3	2.4	2.4	2.3
Avg. Stride Length [m]	6.2	7.4	7.5	7.4	7.4	7.7	7.5



[ ] Ranking at each section and finish  
 -:-:- No data available at this section  
 NA No data available

Horse/Jockey Name	HASSELTOFF/Todd Pannell
Finish Rank	9
Fastest Section Time (Section)	0:10.78 (L400)
Top Speed [km/h] (Section)	68.1 (L600)
Race State	Finished



Thomas Farms RC Murray Bridge SA - Professional

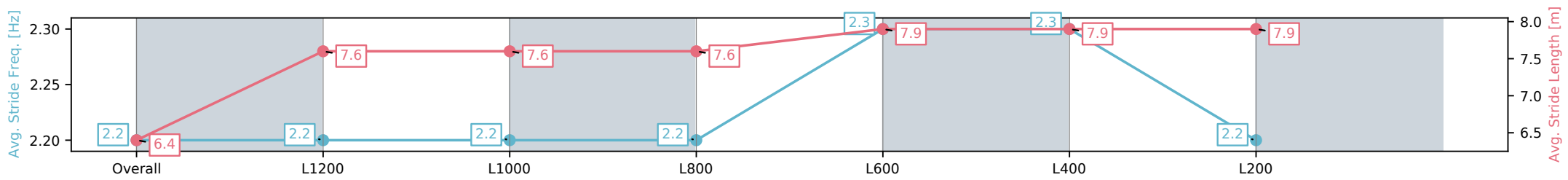
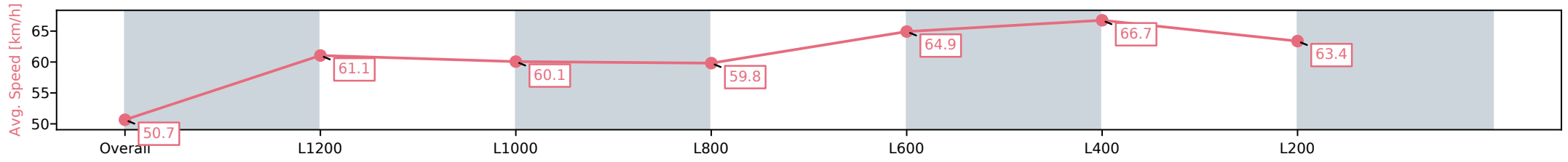
Race 7: Thomas Farms Handicap - 1400m

12 October 2024 - 3:32PM

Track Rating: Good 3, Weather: Fine, Rail Position: True



Section	Overall	L1200	L1000	L800	L600	L400	L200
Section Times	1:24.12 [9] (0:14.22)	1:09.90 [4] (0:11.82)	0:58.08 [7] (0:12.28)	0:45.80 [8] (0:12.28)	0:33.51 [9] (0:11.38)	0:22.13 [10] (0:10.78)	0:11.35 [10] (0:11.35)
Average Speed [km/h]	50.7	61.1	60.1	59.8	64.9	66.7	63.4
Top Speed [km/h]	61.4	62.2	60.9	62.0	67.9	68.1	65.3
Avg. Dist. to Rail [m]	4.9	2.7	4.5	4.6	5.8	9.4	8.0
Avg. Stride Freq. [Hz]	2.2	2.2	2.2	2.2	2.3	2.3	2.2
Avg. Stride Length [m]	6.4	7.6	7.6	7.6	7.9	7.9	7.9



[ ] Ranking at each section and finish  
 -:-:- No data available at this section  
 NA No data available

Horse/Jockey Name	IMA SHELBY/Jake Toeroek
Finish Rank	10
Fastest Section Time (Section)	0:10.85 (L400)
Top Speed [km/h] (Section)	67.6 (L600)
Race State	Finished



### Thomas Farms RC Murray Bridge SA - Professional

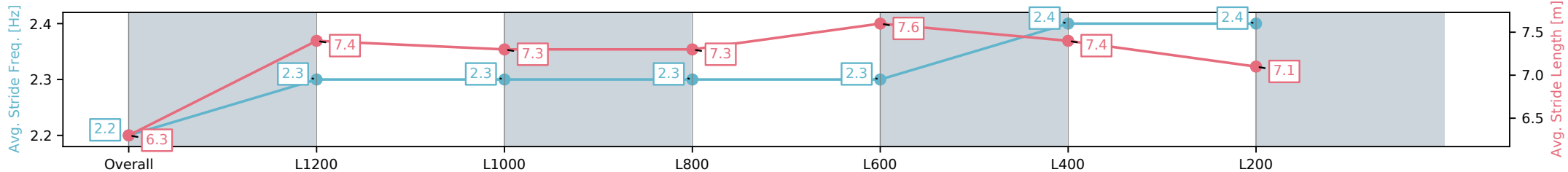
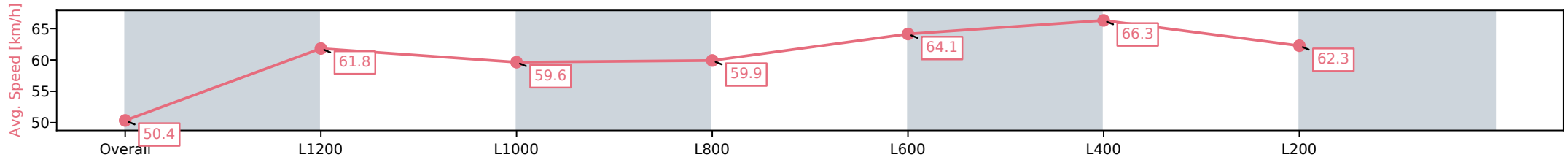
Race 7: Thomas Farms Handicap - 1400m

12 October 2024 - 3:32PM

Track Rating: Good 3, Weather: Fine, Rail Position: True



Section	Overall	L1200	L1000	L800	L600	L400	L200
Section Times	1:24.19 [10] (0:14.30)	1:09.89 [7] (0:11.67)	0:58.22 [6] (0:12.21)	0:46.01 [6] (0:12.19)	0:33.82 [3] (0:11.42)	0:22.40 [7] (0:10.85)	0:11.55 [8] (0:11.55)
Average Speed [km/h]	50.4	61.8	59.6	59.9	64.1	66.3	62.3
Top Speed [km/h]	62.3	62.6	61.4	60.8	67.2	67.6	64.8
Avg. Dist. to Rail [m]	1.6	1.5	2.4	2.9	3.9	5.4	4.9
Avg. Stride Freq. [Hz]	2.2	2.3	2.3	2.3	2.3	2.4	2.4
Avg. Stride Length [m]	6.3	7.4	7.3	7.3	7.6	7.4	7.1



- [ ] Ranking at each section and finish
- :-:- No data available at this section
- NA No data available

Horse/Jockey Name	DEMANDING MO/Stacey Metcalfe
Finish Rank	11
Fastest Section Time (Section)	0:11.16 (L400)
Top Speed [km/h] (Section)	65.4 (L800)
Race State	Finished



Thomas Farms RC Murray Bridge SA - Professional

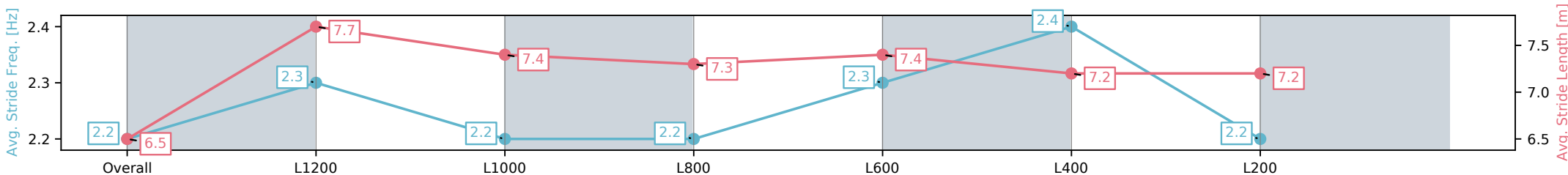
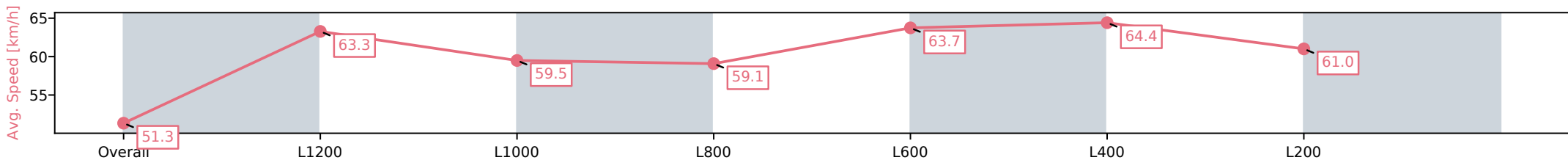
Race 7: Thomas Farms Handicap - 1400m

12 October 2024 - 3:32PM

Track Rating: Good 3, Weather: Fine, Rail Position: True



Section	Overall	L1200	L1000	L800	L600	L400	L200
Section Times	1:24.49 [11] (0:14.04)	1:10.45 [2] (0:11.40)	0:59.05 [1] (0:12.28)	0:46.76 [1] (0:12.36)	0:34.40 [1] (0:11.43)	0:22.97 [3] (0:11.16)	0:11.81 [9] (0:11.81)
Average Speed [km/h]	51.3	63.3	59.5	59.1	63.7	64.4	61.0
Top Speed [km/h]	62.3	64.5	62.1	60.0	65.4	65.3	62.9
Avg. Dist. to Rail [m]	8.8	3.7	3.4	2.7	2.5	3.8	3.6
Avg. Stride Freq. [Hz]	2.2	2.3	2.2	2.2	2.3	2.4	2.2
Avg. Stride Length [m]	6.5	7.7	7.4	7.4	7.4	7.2	7.2



- [ ] Ranking at each section and finish
- :-:- No data available at this section
- NA No data available

Horse/Jockey Name	JILLADORA/Margaret Collett
Finish Rank	12
Fastest Section Time (Section)	0:11.04 (L400)
Top Speed [km/h] (Section)	67.3 (L800)
Race State	Finished



Thomas Farms RC Murray Bridge SA - Professional

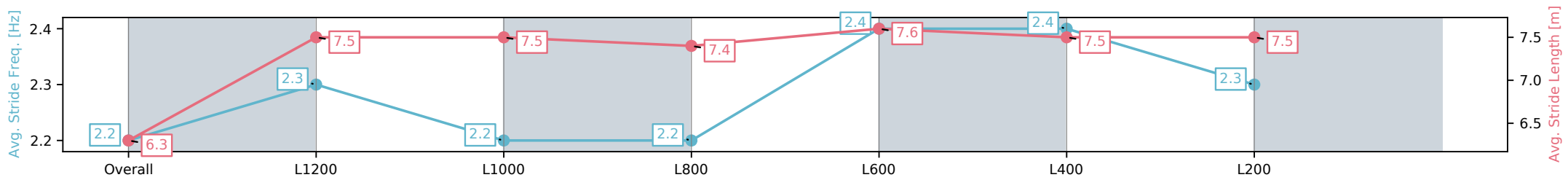
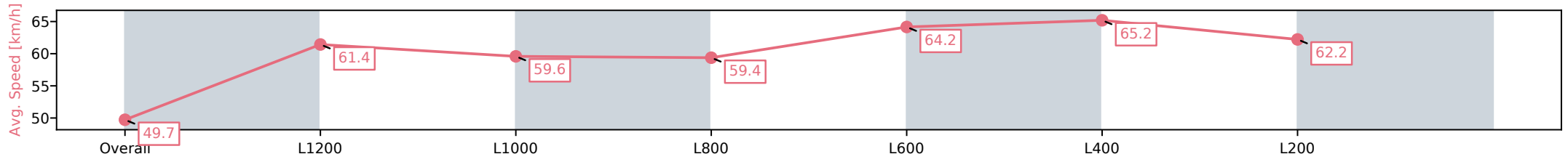
Race 7: Thomas Farms Handicap - 1400m

12 October 2024 - 3:32PM

Track Rating: Good 3, Weather: Fine, Rail Position: True



Section	Overall	L1200	L1000	L800	L600	L400	L200
Section Times	1:24.66 [12] (0:14.47)	1:10.19 [9] (0:11.73)	0:58.46 [9] (0:12.18)	0:46.28 [9] (0:12.31)	0:33.97 [10] (0:11.35)	0:22.62 [11] (0:11.04)	0:11.58 [12] (0:11.57)
Average Speed [km/h]	49.7	61.4	59.6	59.4	64.2	65.2	62.2
Top Speed [km/h]	62.2	62.9	61.3	60.8	67.3	66.7	64.0
Avg. Dist. to Rail [m]	2.0	0.2	1.6	2.9	2.7	4.2	4.2
Avg. Stride Freq. [Hz]	2.2	2.3	2.2	2.2	2.4	2.4	2.3
Avg. Stride Length [m]	6.3	7.5	7.5	7.4	7.6	7.5	7.5



[ ] Ranking at each section and finish  
 -:-:- No data available at this section  
 NA No data available



Horse/Jockey Name	LUMBER PUNK/Samuel Payne
Finish Rank	13
Fastest Section Time (Section)	0:10.99 (L400)
Top Speed [km/h] (Section)	67.2 (L800)
Race State	Finished



Thomas Farms RC Murray Bridge SA - Professional

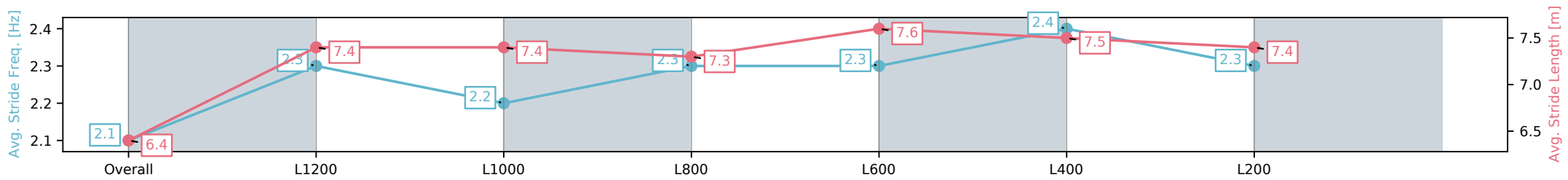
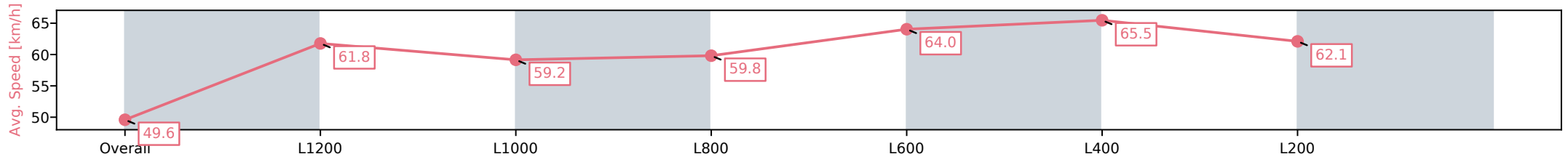
Race 7: Thomas Farms Handicap - 1400m

12 October 2024 - 3:32PM

Track Rating: Good 3, Weather: Fine, Rail Position: True



Section	Overall	L1200	L1000	L800	L600	L400	L200
Section Times	1:24.71 [13] (0:14.51)	1:10.20 [10] (0:11.70)	0:58.50 [10] (0:12.36)	0:46.14 [11] (0:12.20)	0:33.94 [12] (0:11.34)	0:22.60 [12] (0:10.99)	0:11.61 [13] (0:11.61)
Average Speed [km/h]	49.6	61.8	59.2	59.8	64.0	65.5	62.1
Top Speed [km/h]	63.0	62.6	60.8	61.4	67.2	67.1	64.0
Avg. Dist. to Rail [m]	3.1	1.7	3.4	2.4	2.3	4.7	5.0
Avg. Stride Freq. [Hz]	2.1	2.3	2.2	2.3	2.3	2.4	2.3
Avg. Stride Length [m]	6.4	7.4	7.4	7.4	7.3	7.6	7.4



[ ] Ranking at each section and finish  
 -:-:- No data available at this section  
 NA No data available