



RACINGSA

Thomas Farms RC Murray Bridge SA

Race 6: Marshall & Brougham Constructions Reg Nolan Flying (Heat of Sportsbet Gytrash Series) - 1200m

12 October 2024 - 2:57PM

Track Rating: Good 3, Weather: Fine, Rail Position: True



Murray Bridge
Racing Club

Section								Overall	L1000	L800	L600	L400	L200		
Field Times								1:08.14 (0:13.44)	0:54.70 (0:10.56)	0:44.14 (0:10.77)	0:33.37 (0:10.89)	0:22.48 (0:10.98)	0:11.50 (0:11.50)		
Position	#	Horse/Jockey	Barrier	Top Speed [km/h]	Fastest Section	First 400m							Margin	Distance Travelled From Winner [m]	
1	4	FANCIFY Joe Bowditch	1	69.2 1000-800	0:10.60 1000-800	0:24.07	1:08.14 (0:13.47)	0:54.67 [2] (0:10.60)	0:44.07 [3] (0:10.70)	0:33.37 [1] (0:10.89)	0:22.48 [1] (0:10.98)	0:11.50 [1] (0:11.50)	1:08.14		
2	2	KARACASU Todd Pannell	10	69.4 800-600	0:10.66 1000-800	0:24.44	1:08.27 (0:13.78)	0:54.49 [7] (0:10.66)	0:43.83 [7] (0:10.82)	0:33.01 [6] (0:10.90)	0:22.11 [6] (0:10.71)	0:11.40 [3] (0:11.40)	0.9L	+2	
3	8	JACKS ON ICE Jacob Opperman	9	69.6 1200-1000	0:10.59 1000-800	0:24.06	1:08.65 (0:13.47)	0:55.18 [3] (0:10.59)	0:44.59 [2] (0:10.93)	0:33.66 [3] (0:10.84)	0:22.82 [2] (0:10.99)	0:11.83 [2] (0:11.83)	3.5L	-1	
4	9	MIDNIGHT MASS Manoel Nunes	6	69.2 1000-800	0:10.76 1000-800	0:24.86	1:08.82 (0:14.10)	0:54.72 [10] (0:10.76)	0:43.96 [9] (0:10.80)	0:33.16 [9] (0:10.87)	0:22.29 [10] (0:10.78)	0:11.51 [7] (0:11.51)	4.7L	+3	
5	6	ROYAL MILE Kayla Crowther	4	68.5 1000-800	0:10.78 800-600	0:25.05	1:08.85 (0:14.16)	0:54.69 [12] (0:10.89)	0:43.80 [12] (0:10.78)	0:33.02 [12] (0:10.88)	0:22.14 [12] (0:10.83)	0:11.31 [11] (0:11.31)	4.9L	+2	
6	12	ANJOPIN Margaret Collett	12	69.2 1200-1000	0:10.64 1000-800	0:24.41	1:09.12 (0:13.77)	0:55.35 [6] (0:10.64)	0:44.71 [6] (0:10.87)	0:33.84 [7] (0:11.00)	0:22.84 [7] (0:11.01)	0:11.83 [6] (0:11.83)	6.7L	+3	
7	11	POOL PONY Ben Price	5	68.8 800-600	0:10.78 1000-800	0:24.85	1:09.15 (0:14.07)	0:55.08 [9] (0:10.78)	0:44.30 [8] (0:10.81)	0:33.49 [10] (0:10.84)	0:22.65 [9] (0:10.95)	0:11.70 [10] (0:11.70)	7.0L	-2	
8	10	TAPINFORPAR Alana Livesey	8	69.5 1000-800	0:10.68 1000-800	0:24.36	1:09.19 (0:13.68)	0:55.51 [5] (0:10.68)	0:44.83 [5] (0:10.78)	0:34.05 [5] (0:10.74)	0:23.31 [3] (0:11.28)	0:12.03 [4] (0:12.03)	0.0L	-4	
9	13	THE BULL MCCABE Justin Potter	7	69.2 1200-1000	0:10.56 1000-800	0:23.99	1:09.36 (0:13.43)	0:55.93 [1] (0:10.56)	0:45.37 [1] (0:10.92)	0:34.45 [2] (0:11.10)	0:23.35 [4] (0:11.22)	0:12.13 [5] (0:12.13)	8.4L	-1	
10	7	VALIDATED Dom Tourneur	2	68.9 800-600	0:10.73 800-600	0:25.02	1:09.50 (0:14.10)	0:55.40 [11] (0:10.92)	0:44.48 [11] (0:10.73)	0:33.75 [11] (0:10.84)	0:22.91 [11] (0:11.08)	0:11.83 [12] (0:11.83)	9.4L	-1	

Scratched: Aviatress (#5)

Report Created: Sat 12 October 2024 17:31:04 GMT+11 (Note: Timing is based on positional data)

- [] Position in running at each section and finish
- #: Saddle cloth number
- :--:-- No data available at this section
- DNF Did not finish
- NA No data available
- DNT Did not track
- █ Background shading for fastest section



RACINGSA

Thomas Farms RC Murray Bridge SA

Race 6: Marshall & Brougham Constructions Reg Nolan Flying (Heat of Sportsbet Gytrash Series) - 1200m

12 October 2024 - 2:57PM

Track Rating: Good 3, Weather: Fine, Rail Position: True



Murray Bridge
Racing Club

Section Field Times							Overall	L1000	L800	L600	L400	L200		
							1:08.14 (0:13.44)	0:54.70 (0:10.56)	0:44.14 (0:10.77)	0:33.37 (0:10.89)	0:22.48 (0:10.98)	0:11.50 (0:11.50)	Margin	Distance Travelled From Winner [m]
Position	#	Horse/Jockey	Barrier	Top Speed [km/h]	Fastest Section	First 400m								
11	1	MASTER EIGHT	11	68.7	0:10.73	0:24.27	1:09.56	0:56.02 [4]	0:45.29 [4]	0:34.43 [4]	0:23.42 [5]	0:12.21 [8]	0.0L	+4
		Jake Toeroek		1200-1000	1000-800		(0:13.54)	(0:10.73)	(0:10.86)	(0:11.01)	(0:11.21)	(0:12.21)		
12	3	OCEAN REWARD	3	68.6	0:10.67	0:24.87	1:09.61	0:55.61 [8]	0:44.74 [10]	0:34.07 [8]	0:23.22 [8]	0:12.17 [9]	10.1L	-3
		Lachlan Neindorf		1000-800	800-600		(0:14.00)	(0:10.87)	(0:10.67)	(0:10.85)	(0:11.05)	(0:12.17)		

Scratched: Aviatress (#5)

- [] Position in running at each section and finish
- #: Saddle cloth number
- No data available at this section
- DNF Did not finish
- NA No data available
- DNT Did not track
- █ Background shading for fastest section

Horse/Jockey Name	FANCIFY/Joe Bowditch
Finish Rank	1
Fastest Section Time (Section)	0:10.60 (L1000)
Top Speed [km/h] (Section)	69.2 (L1000)
Race State	Finished



Thomas Farms RC Murray Bridge SA - Professional

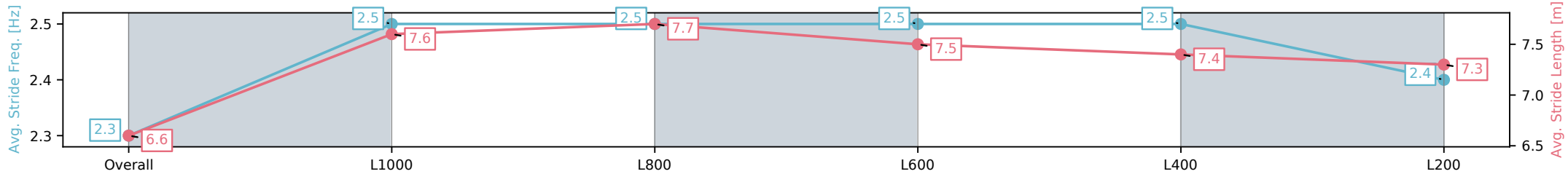
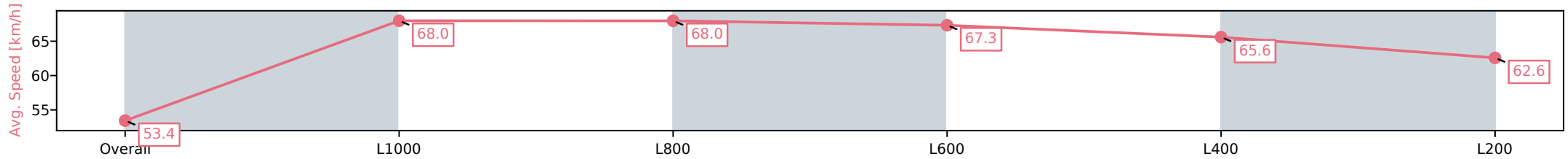
Race 6: Marshall & Brougham Constructions Reg Nolan Flying (Heat of Sportsbet Gytrash Series) - 1200m

12 October 2024 - 2:57PM



Track Rating: Good 3, Weather: Fine, Rail Position: True

Section	Overall	L1000	L800	L600	L400	L200
Section Times	1:08.14 [1] (0:13.47)	0:54.67 [2] (0:10.60)	0:44.07 [3] (0:10.70)	0:33.37 [1] (0:10.89)	0:22.48 [1] (0:10.98)	0:11.50 [1] (0:11.50)
Average Speed [km/h]	53.4	68.0	68.0	67.3	65.6	62.6
Top Speed [km/h]	68.4	68.8	69.2	68.6	67.0	64.3
Avg. Dist. to Rail [m]	1.5	0.8	3.0	4.4	5.2	6.2
Avg. Stride Freq. [Hz]	2.3	2.5	2.5	2.5	2.5	2.4
Avg. Stride Length [m]	6.6	7.6	7.7	7.5	7.4	7.3



- [] Ranking at each section and finish
- :-:- No data available at this section
- NA No data available

Horse/Jockey Name	KARACASU/Todd Pannell
Finish Rank	2
Fastest Section Time (Section)	0:10.66 (L1000)
Top Speed [km/h] (Section)	69.4 (L800)
Race State	Finished



Thomas Farms RC Murray Bridge SA - Professional

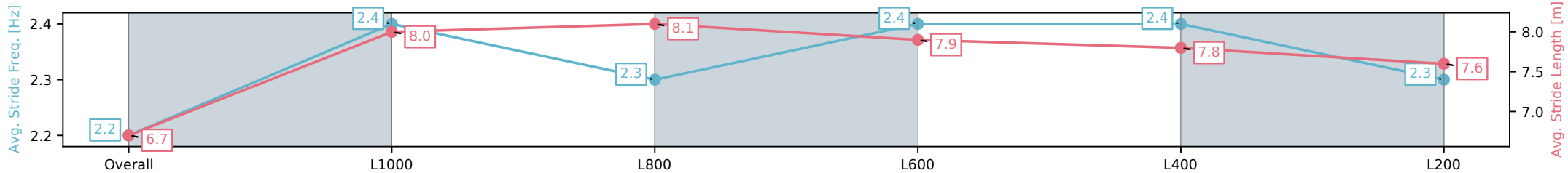
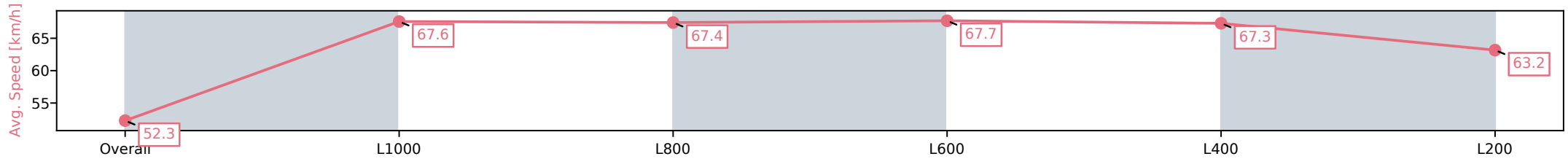
Race 6: Marshall & Brougham Constructions Reg Nolan Flying (Heat of Sportsbet Gytrash Series) - 1200m

12 October 2024 - 2:57PM



Track Rating: Good 3, Weather: Fine, Rail Position: True

Section	Overall	L1000	L800	L600	L400	L200
Section Times	1:08.27 [2] (0:13.78)	0:54.49 [7] (0:10.66)	0:43.83 [7] (0:10.82)	0:33.01 [6] (0:10.90)	0:22.11 [6] (0:10.71)	0:11.40 [3] (0:11.40)
Average Speed [km/h]	52.3	67.6	67.4	67.7	67.3	63.2
Top Speed [km/h]	68.4	68.4	68.4	69.4	69.0	65.9
Avg. Dist. to Rail [m]	8.2	2.9	4.6	5.6	8.2	8.4
Avg. Stride Freq. [Hz]	2.2	2.4	2.3	2.4	2.4	2.3
Avg. Stride Length [m]	6.7	8.0	8.1	7.9	7.8	7.6



- [] Ranking at each section and finish
- :-:- No data available at this section
- NA No data available

Horse/Jockey Name	JACKS ON ICE/Jacob Opperman
Finish Rank	3
Fastest Section Time (Section)	0:10.59 (L1000)
Top Speed [km/h] (Section)	69.6 (Overall)
Race State	Finished



Thomas Farms RC Murray Bridge SA - Professional

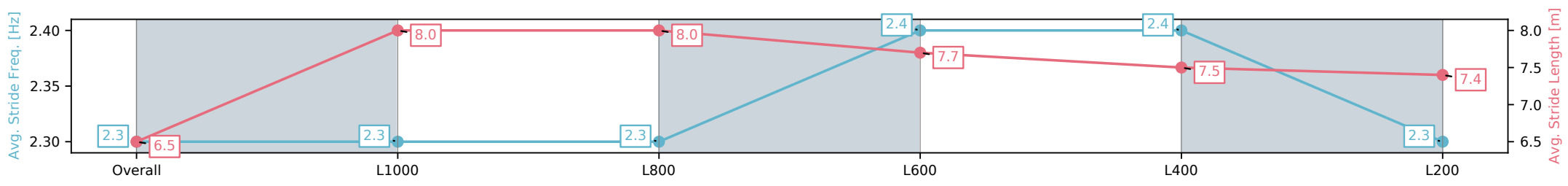
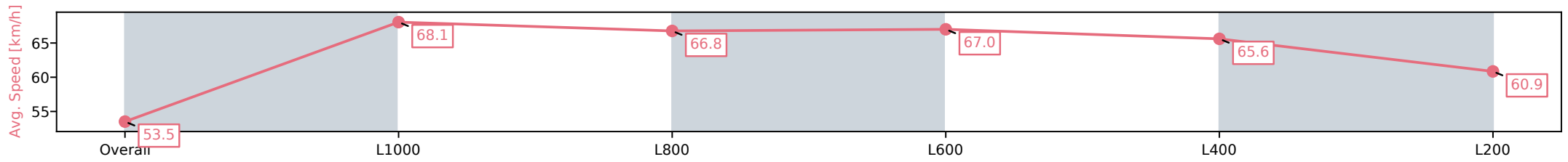
Race 6: Marshall & Brougham Constructions Reg Nolan Flying (Heat of Sportsbet Gytrash Series) - 1200m

12 October 2024 - 2:57PM



Track Rating: Good 3, Weather: Fine, Rail Position: True

Section	Overall	L1000	L800	L600	L400	L200
Section Times	1:08.65 [3] (0:13.47)	0:55.18 [3] (0:10.59)	0:44.59 [2] (0:10.93)	0:33.66 [3] (0:10.84)	0:22.82 [2] (0:10.99)	0:11.83 [2] (0:11.83)
Average Speed [km/h]	53.5	68.1	66.8	67.0	65.6	60.9
Top Speed [km/h]	68.3	69.6	67.7	68.6	66.9	64.2
Avg. Dist. to Rail [m]	7.8	3.2	4.3	2.7	3.7	5.0
Avg. Stride Freq. [Hz]	2.3	2.3	2.3	2.4	2.4	2.3
Avg. Stride Length [m]	6.5	8.0	8.0	7.7	7.5	7.4



- [] Ranking at each section and finish
- :-:- No data available at this section
- NA No data available

Horse/Jockey Name	MIDNIGHT MASS/Manoel Nunes
Finish Rank	4
Fastest Section Time (Section)	0:10.76 (L1000)
Top Speed [km/h] (Section)	69.2 (L1000)
Race State	Finished



Thomas Farms RC Murray Bridge SA - Professional

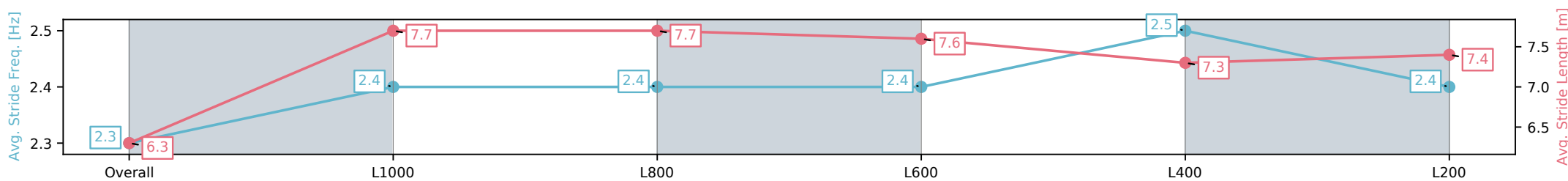

Race 6: Marshall & Brougham Constructions Reg Nolan Flying (Heat of Sportsbet Gytrash Series) - 1200m

12 October 2024 - 2:57PM



Track Rating: Good 3, Weather: Fine, Rail Position: True

Section	Overall	L1000	L800	L600	L400	L200
Section Times	1:08.82 [4] (0:14.10)	0:54.72 [10] (0:10.76)	0:43.96 [9] (0:10.80)	0:33.16 [9] (0:10.87)	0:22.29 [10] (0:10.78)	0:11.51 [7] (0:11.51)
Average Speed [km/h]	51.1	67.0	67.9	67.7	66.7	62.7
Top Speed [km/h]	65.8	68.1	69.2	68.6	68.0	65.0
Avg. Dist. to Rail [m]	5.4	3.4	5.7	5.4	8.7	9.4
Avg. Stride Freq. [Hz]	2.3	2.4	2.4	2.4	2.5	2.4
Avg. Stride Length [m]	6.3	7.7	7.7	7.6	7.3	7.4



[] Ranking at each section and finish
 -:-:- No data available at this section
 NA No data available

Horse/Jockey Name	ROYAL MILE/Kayla Crowther
Finish Rank	5
Fastest Section Time (Section)	0:10.78 (L800)
Top Speed [km/h] (Section)	68.5 (L1000)
Race State	Finished



Thomas Farms RC Murray Bridge SA - Professional

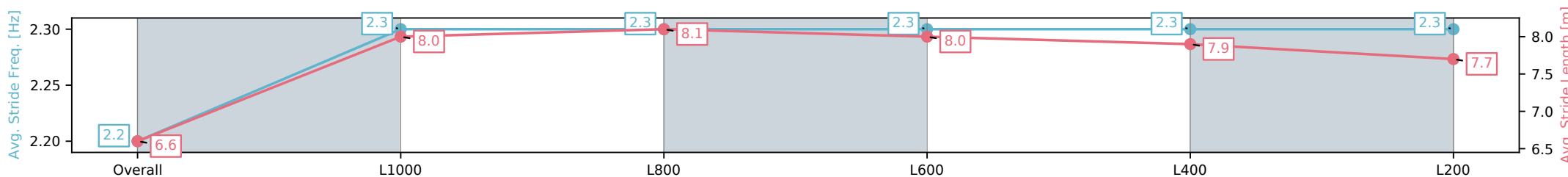
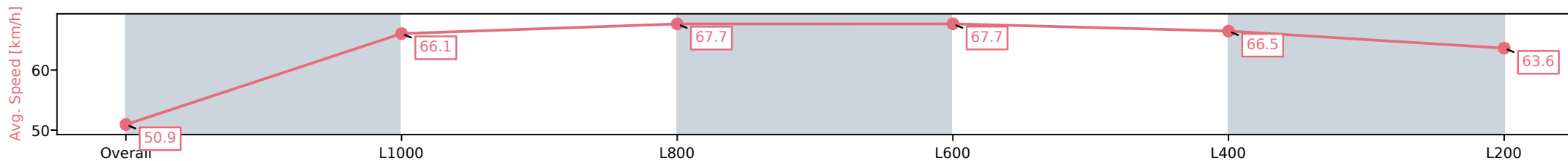
Race 6: Marshall & Brougham Constructions Reg Nolan Flying (Heat of Sportsbet Gytrash Series) - 1200m



12 October 2024 - 2:57PM

Track Rating: Good 3, Weather: Fine, Rail Position: True

Section	Overall	L1000	L800	L600	L400	L200
Section Times	1:08.85 [5] (0:14.16)	0:54.69 [12] (0:10.89)	0:43.80 [12] (0:10.78)	0:33.02 [12] (0:10.88)	0:22.14 [12] (0:10.83)	0:11.31 [11] (0:11.31)
Average Speed [km/h]	50.9	66.1	67.7	67.7	66.5	63.6
Top Speed [km/h]	64.6	66.9	68.5	68.3	67.8	65.1
Avg. Dist. to Rail [m]	3.9	2.2	4.6	5.1	9.1	10.7
Avg. Stride Freq. [Hz]	2.2	2.3	2.3	2.3	2.3	2.3
Avg. Stride Length [m]	6.6	8.0	8.1	8.0	7.9	7.7



- [] Ranking at each section and finish
- :-:- No data available at this section
- NA No data available

Horse/Jockey Name	ANJOPIN/Margaret Collett
Finish Rank	6
Fastest Section Time (Section)	0:10.64 (L1000)
Top Speed [km/h] (Section)	69.2 (Overall)
Race State	Finished



Thomas Farms RC Murray Bridge SA - Professional

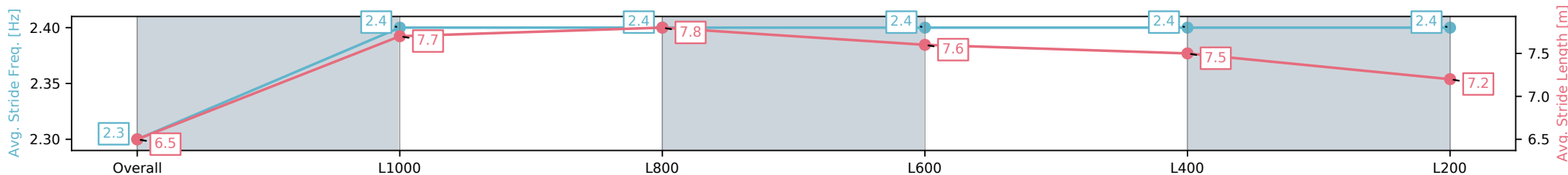
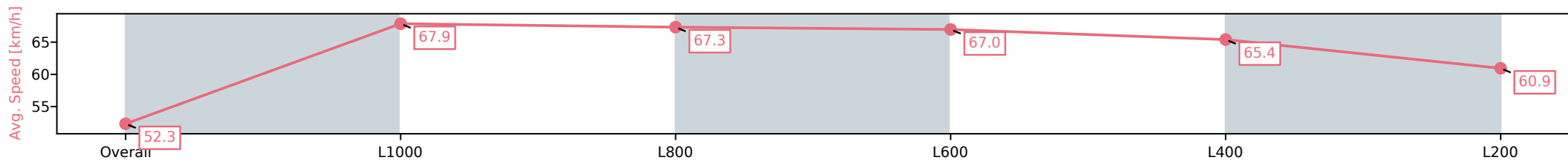
Race 6: Marshall & Brougham Constructions Reg Nolan Flying (Heat of Sportsbet Gytrash Series) - 1200m

12 October 2024 - 2:57PM



Track Rating: Good 3, Weather: Fine, Rail Position: True

Section	Overall	L1000	L800	L600	L400	L200
Section Times	1:09.12 [6] (0:13.77)	0:55.35 [6] (0:10.64)	0:44.71 [6] (0:10.87)	0:33.84 [7] (0:11.00)	0:22.84 [7] (0:11.01)	0:11.83 [6] (0:11.83)
Average Speed [km/h]	52.3	67.9	67.3	67.0	65.4	60.9
Top Speed [km/h]	66.5	69.2	68.6	68.5	68.1	63.6
Avg. Dist. to Rail [m]	9.0	4.3	6.1	5.1	6.8	9.2
Avg. Stride Freq. [Hz]	2.3	2.4	2.4	2.4	2.4	2.4
Avg. Stride Length [m]	6.5	7.7	7.8	7.6	7.5	7.2



- [] Ranking at each section and finish
- :-:- No data available at this section
- NA No data available

Horse/Jockey Name	POOL PONY/Ben Price
Finish Rank	7
Fastest Section Time (Section)	0:10.78 (L1000)
Top Speed [km/h] (Section)	68.8 (L800)
Race State	Finished



Thomas Farms RC Murray Bridge SA - Professional

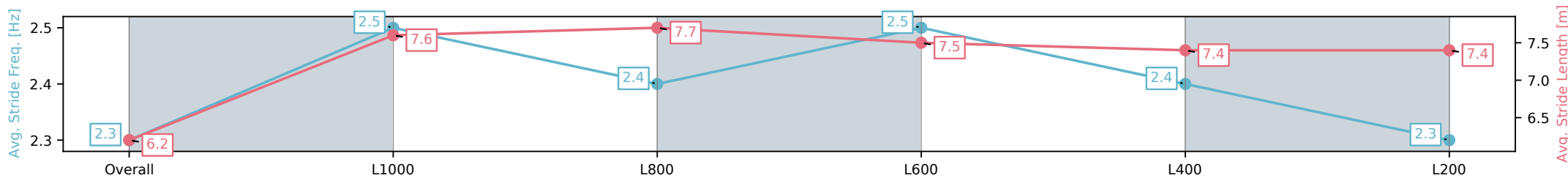
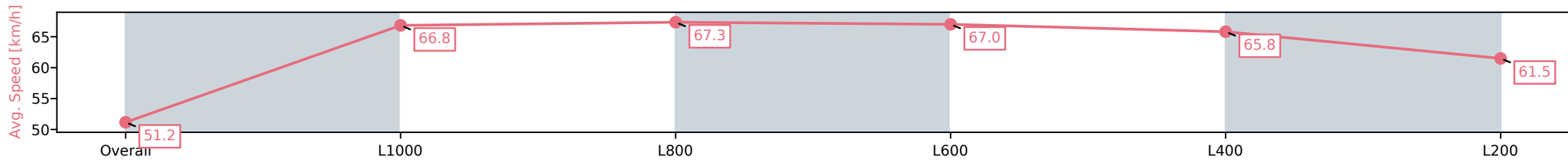
Race 6: Marshall & Brougham Constructions Reg Nolan Flying (Heat of Sportsbet Gytrash Series) - 1200m



12 October 2024 - 2:57PM

Track Rating: Good 3, Weather: Fine, Rail Position: True

Section	Overall	L1000	L800	L600	L400	L200
Section Times	1:09.15 [7] (0:14.07)	0:55.08 [9] (0:10.78)	0:44.30 [8] (0:10.81)	0:33.49 [10] (0:10.84)	0:22.65 [9] (0:10.95)	0:11.70 [10] (0:11.70)
Average Speed [km/h]	51.2	66.8	67.3	67.0	65.8	61.5
Top Speed [km/h]	67.0	67.6	67.5	68.8	68.1	64.2
Avg. Dist. to Rail [m]	5.4	2.6	4.1	2.3	4.2	5.6
Avg. Stride Freq. [Hz]	2.3	2.5	2.4	2.5	2.4	2.3
Avg. Stride Length [m]	6.2	7.6	7.7	7.5	7.4	7.4



- [] Ranking at each section and finish
- :-:- No data available at this section
- NA No data available

Horse/Jockey Name	TAPINFORPAR/Alana Livesey
Finish Rank	8
Fastest Section Time (Section)	0:10.68 (L1000)
Top Speed [km/h] (Section)	69.5 (L1000)
Race State	Finished



Thomas Farms RC Murray Bridge SA - Professional

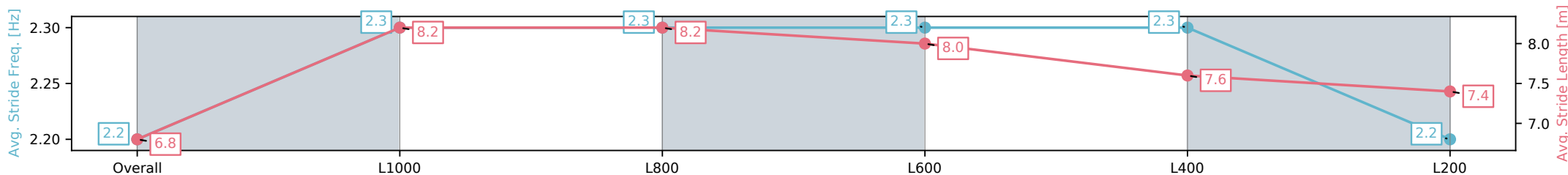
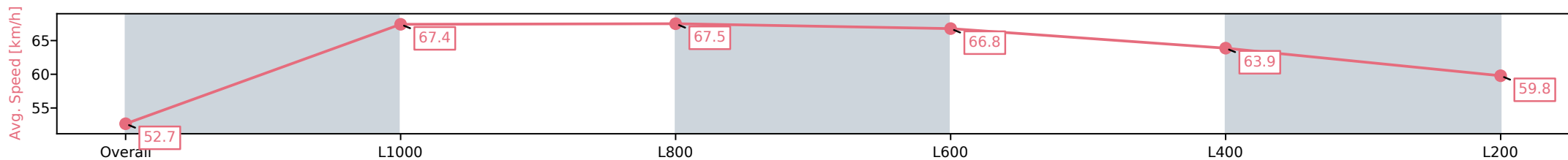
Race 6: Marshall & Brougham Constructions Reg Nolan Flying (Heat of Sportsbet Gytrash Series) - 1200m

12 October 2024 - 2:57PM



Track Rating: Good 3, Weather: Fine, Rail Position: True

Section	Overall	L1000	L800	L600	L400	L200
Section Times	1:09.19 [8] (0:13.68)	0:55.51 [5] (0:10.68)	0:44.83 [5] (0:10.78)	0:34.05 [5] (0:10.74)	0:23.31 [3] (0:11.28)	0:12.03 [4] (0:12.03)
Average Speed [km/h]	52.7	67.4	67.5	66.8	63.9	59.8
Top Speed [km/h]	66.8	68.3	69.5	68.7	66.1	62.2
Avg. Dist. to Rail [m]	6.3	2.4	3.5	0.9	1.0	2.1
Avg. Stride Freq. [Hz]	2.2	2.3	2.3	2.3	2.3	2.2
Avg. Stride Length [m]	6.8	8.2	8.2	8.0	7.6	7.4



- [] Ranking at each section and finish
- :-:- No data available at this section
- NA No data available

Horse/Jockey Name	THE BULL MCCABE/Justin Potter
Finish Rank	9
Fastest Section Time (Section)	0:10.56 (L1000)
Top Speed [km/h] (Section)	69.2 (Overall)
Race State	Finished



Thomas Farms RC Murray Bridge SA - Professional

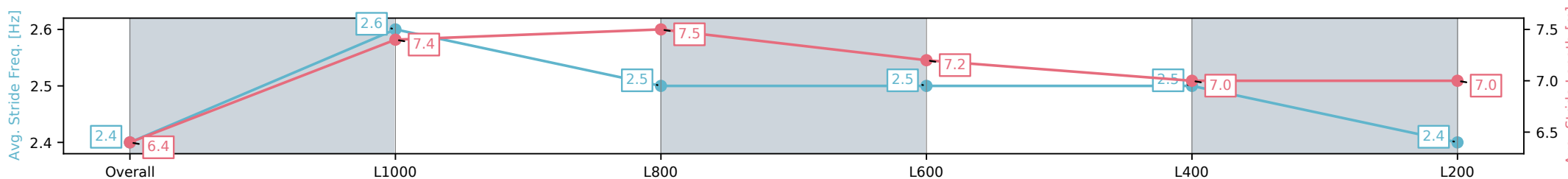
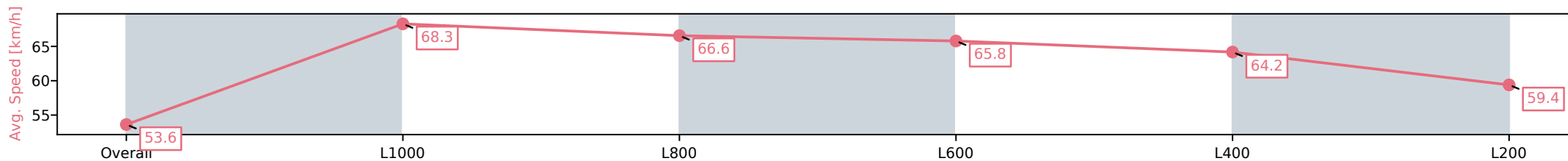
Race 6: Marshall & Brougham Constructions Reg Nolan Flying (Heat of Sportsbet Gytrash Series) - 1200m

12 October 2024 - 2:57PM



Track Rating: Good 3, Weather: Fine, Rail Position: True

Section	Overall	L1000	L800	L600	L400	L200
Section Times	1:09.36 [9] (0:13.43)	0:55.93 [1] (0:10.56)	0:45.37 [1] (0:10.92)	0:34.45 [2] (0:11.10)	0:23.35 [4] (0:11.22)	0:12.13 [5] (0:12.13)
Average Speed [km/h]	53.6	68.3	66.6	65.8	64.2	59.4
Top Speed [km/h]	68.4	69.2	67.7	67.5	65.2	62.3
Avg. Dist. to Rail [m]	5.5	1.8	3.4	3.2	3.6	4.5
Avg. Stride Freq. [Hz]	2.4	2.6	2.5	2.5	2.5	2.4
Avg. Stride Length [m]	6.4	7.4	7.5	7.2	7.0	7.0



- [] Ranking at each section and finish
- :-:- No data available at this section
- NA No data available

Horse/Jockey Name	VALIDATED/Dom Tourneur
Finish Rank	10
Fastest Section Time (Section)	0:10.73 (L800)
Top Speed [km/h] (Section)	68.9 (L800)
Race State	Finished



Thomas Farms RC Murray Bridge SA - Professional

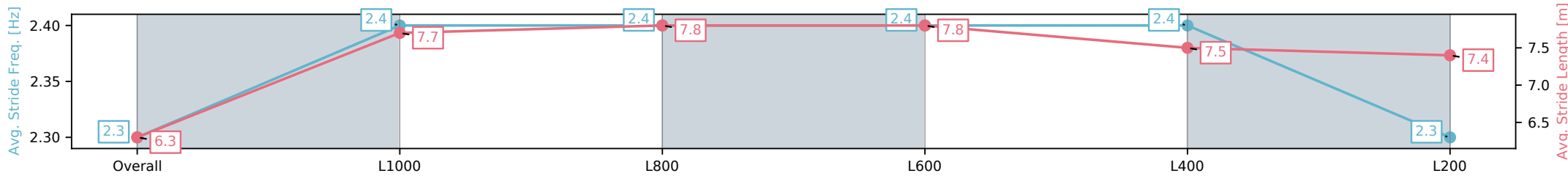
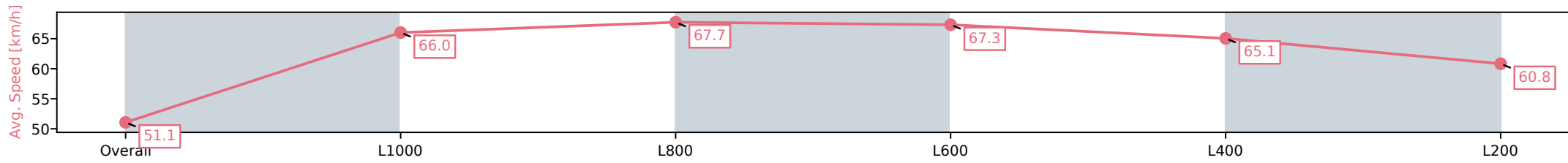
Race 6: Marshall & Brougham Constructions Reg Nolan Flying (Heat of Sportsbet Gytrash Series) - 1200m

12 October 2024 - 2:57PM



Track Rating: Good 3, Weather: Fine, Rail Position: True

Section	Overall	L1000	L800	L600	L400	L200
Section Times	1:09.50 [10] (0:14.10)	0:55.40 [11] (0:10.92)	0:44.48 [11] (0:10.73)	0:33.75 [11] (0:10.84)	0:22.91 [11] (0:11.08)	0:11.83 [12] (0:11.83)
Average Speed [km/h]	51.1	66.0	67.7	67.3	65.1	60.8
Top Speed [km/h]	64.6	67.5	68.6	68.9	66.7	63.8
Avg. Dist. to Rail [m]	1.6	0.8	3.4	3.1	3.0	5.0
Avg. Stride Freq. [Hz]	2.3	2.4	2.4	2.4	2.4	2.3
Avg. Stride Length [m]	6.3	7.7	7.8	7.8	7.5	7.4



[] Ranking at each section and finish
 -:-:- No data available at this section
 NA No data available

Horse/Jockey Name	MASTER EIGHT/Jake Toeroek
Finish Rank	11
Fastest Section Time (Section)	0:10.73 (L1000)
Top Speed [km/h] (Section)	68.7 (Overall)
Race State	Finished



Thomas Farms RC Murray Bridge SA - Professional

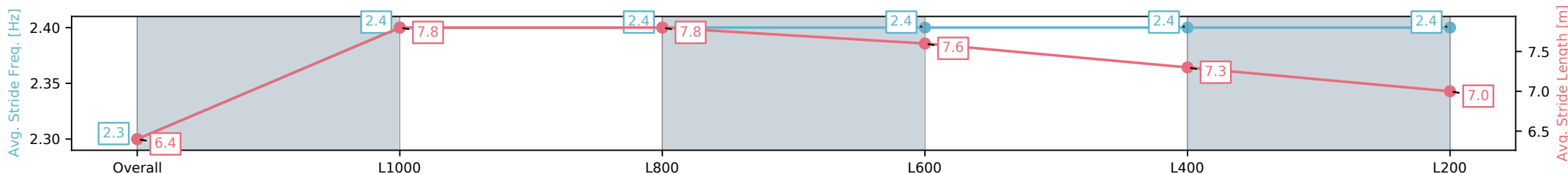
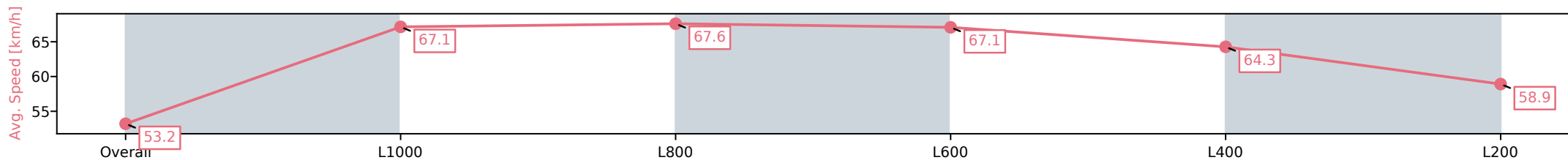
Race 6: Marshall & Brougham Constructions Reg Nolan Flying (Heat of Sportsbet Gytrash Series) - 1200m

12 October 2024 - 2:57PM



Track Rating: Good 3, Weather: Fine, Rail Position: True

Section	Overall	L1000	L800	L600	L400	L200
Section Times	1:09.56 [11] (0:13.54)	0:56.02 [4] (0:10.73)	0:45.29 [4] (0:10.86)	0:34.43 [4] (0:11.01)	0:23.42 [5] (0:11.21)	0:12.21 [8] (0:12.21)
Average Speed [km/h]	53.2	67.1	67.6	67.1	64.3	58.9
Top Speed [km/h]	67.8	68.7	68.5	68.6	66.7	62.4
Avg. Dist. to Rail [m]	8.5	3.7	6.3	5.8	7.0	7.2
Avg. Stride Freq. [Hz]	2.3	2.4	2.4	2.4	2.4	2.4
Avg. Stride Length [m]	6.4	7.8	7.8	7.6	7.3	7.0



- [] Ranking at each section and finish
- :-:- No data available at this section
- NA No data available

Horse/Jockey Name	OCEAN REWARD/Lachlan Neindorf
Finish Rank	12
Fastest Section Time (Section)	0:10.67 (L800)
Top Speed [km/h] (Section)	68.6 (L1000)
Race State	Finished



Thomas Farms RC Murray Bridge SA - Professional

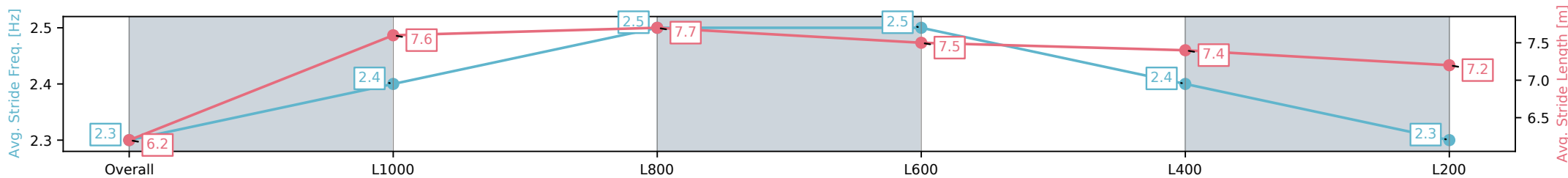
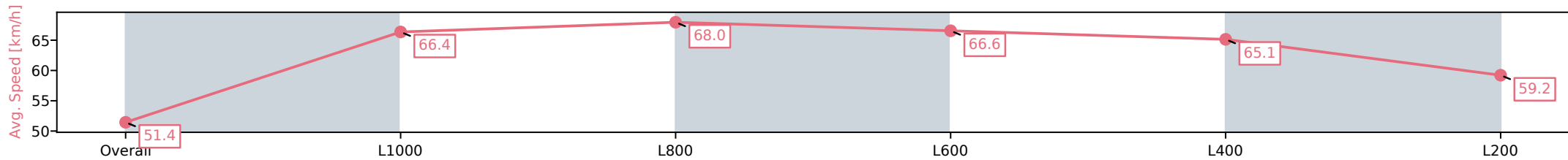
Race 6: Marshall & Brougham Constructions Reg Nolan Flying (Heat of Sportsbet Gytrash Series) - 1200m



12 October 2024 - 2:57PM

Track Rating: Good 3, Weather: Fine, Rail Position: True

Section	Overall	L1000	L800	L600	L400	L200
Section Times	1:09.61 [12] (0:14.00)	0:55.61 [8] (0:10.87)	0:44.74 [10] (0:10.67)	0:34.07 [8] (0:10.85)	0:23.22 [8] (0:11.05)	0:12.17 [9] (0:12.17)
Average Speed [km/h]	51.4	66.4	68.0	66.6	65.1	59.2
Top Speed [km/h]	64.6	67.3	68.6	67.7	66.0	63.6
Avg. Dist. to Rail [m]	2.9	1.0	3.2	0.7	2.5	2.7
Avg. Stride Freq. [Hz]	2.3	2.4	2.5	2.5	2.4	2.3
Avg. Stride Length [m]	6.2	7.6	7.7	7.5	7.4	7.2



- [] Ranking at each section and finish
- :-:- No data available at this section
- NA No data available