



RACINGSA

# Thomas Farms RC Murray Bridge SA

## Race 3: SR Asphalt Handicap - 1400m

12 October 2024 - 1:08PM

Track Rating: Good 4, Weather: Fine, Rail Position: True



Murray Bridge  
Racing Club

Section Field Times							Overall	L1200	L1000	L800	L600	L400	
							1:22.40 (0:13.68)	1:08.72 (0:11.00)	0:57.71 (0:11.20)	0:46.51 (0:11.63)	0:34.88 (0:11.56)	0:23.32 (0:11.48)	
Position	#	Horse/Jockey	Barrier	Top Speed [km/h]	Fastest Section	First 400m							Distance Travelled From Winner [m]
1	6	<b>THE MANSMAN</b> Lachlan Neindorf	1	66.1 800-600	0:11.14 600-400	0:25.43	1:22.40 (0:14.03)	1:08.37 [6] (0:11.40)	0:56.97 [6] (0:11.56)	0:45.41 [7] (0:11.28)	0:34.13 [7] (0:11.14)	0:22.99 [5] (0:11.15)	
2	3	<b>EVEN SHARPER</b> Jason Holder	3	66.4 1400-1200	0:11.14 1200-1000	0:25.08	1:22.61 (0:13.94)	1:08.67 [4] (0:11.14)	0:57.53 [5] (0:11.31)	0:46.22 [4] (0:11.44)	0:34.78 [3] (0:11.53)	0:23.25 [4] (0:11.32)	+6
3	9	<b>DOLCEMENTE</b> Rochelle Milnes	8	65.8 600-400	0:11.25 600-400	0:25.61	1:22.67 (0:14.27)	1:08.40 [8] (0:11.34)	0:57.06 [8] (0:11.52)	0:45.54 [8] (0:11.51)	0:34.03 [8] (0:11.25)	0:22.78 [8] (0:11.27)	+5
4	8	<b>MISS REMSKI</b> Margaret Collett	4	66.3 1400-1200	0:11.10 1200-1000	0:24.79	1:22.75 (0:13.69)	1:09.06 [2] (0:11.10)	0:57.96 [3] (0:11.49)	0:46.47 [3] (0:11.56)	0:34.91 [4] (0:11.49)	0:23.42 [3] (0:11.28)	+9
5	12	<b>THE ICE CUTTER</b> Justin Potter	7	66.3 1000-800	0:11.27 800-600	0:25.49	1:22.89 (0:14.12)	1:08.77 [7] (0:11.37)	0:57.40 [7] (0:11.37)	0:46.03 [6] (0:11.27)	0:34.76 [6] (0:11.49)	0:23.27 [7] (0:11.39)	+6
6	1	<b>HIGH ON SUGAR</b> Kayla Crowther	2	66.6 1400-1200	0:11.00 1200-1000	0:24.68	1:23.20 (0:13.68)	1:09.52 [1] (0:11.00)	0:58.52 [1] (0:11.20)	0:47.32 [1] (0:11.63)	0:35.69 [1] (0:11.56)	0:24.13 [1] (0:11.65)	+5
7	11	<b>PLAISIR</b> Zoe Lloyd	5	66.4 1200-1000	0:11.11 1200-1000	0:25.07	1:23.29 (0:13.96)	1:09.33 [5] (0:11.11)	0:58.22 [4] (0:11.33)	0:46.89 [5] (0:11.51)	0:35.38 [5] (0:11.61)	0:23.77 [6] (0:11.54)	+9
8	4	<b>SOLAR MIST</b> Ben Price	9	67.9 1200-1000	0:10.93 1200-1000	0:24.73	1:23.41 (0:13.80)	1:09.61 [3] (0:10.93)	0:58.68 [2] (0:11.21)	0:47.47 [2] (0:11.65)	0:35.82 [2] (0:11.53)	0:24.29 [2] (0:11.70)	+11
9	7	<b>FLAMBARD</b> Todd Pannell	10	65.9 800-600	0:11.28 600-400	0:25.72	1:23.51 (0:14.28)	1:09.23 [9] (0:11.44)	0:57.79 [9] (0:11.50)	0:46.29 [9] (0:11.61)	0:34.68 [9] (0:11.28)	0:23.40 [9] (0:11.31)	+9
10	2	<b>MASTER OF ZERPRISE</b> Matthew Chadwick	6	65.1 800-600	0:11.28 600-400	0:25.81	1:23.55 (0:14.45)	1:09.10 [10] (0:11.36)	0:57.74 [10] (0:11.43)	0:46.31 [10] (0:11.66)	0:34.65 [10] (0:11.28)	0:23.36 [10] (0:11.35)	+3

Scratched: Submerge (#5), Madison Kate (#10)

Report Created: Sat 12 October 2024 17:02:23 GMT+11 (Note: Timing is based on positional data)

- [ ] Position in running at each section and finish
- #: Saddle cloth number
- : No data available at this section
- DNF: Did not finish
- NA: No data available
- DNT: Did not track
- █ Background shading for fastest section



RACINGSA

# Thomas Farms RC Murray Bridge SA

## Race 3: SR Asphalt Handicap - 1400m

12 October 2024 - 1:08PM

Track Rating: Good 4, Weather: Fine, Rail Position: True



Murray Bridge  
Racing Club

### Section

### Field Times

L200

0:11.84

(0:11.84)

Position	#	Horse/Jockey	Barrier	Top Speed [km/h]	Fastest Section	First 400m	Margin						Distance Travelled From Winner [m]
1	6	<b>THE MANSMAN</b> Lachlan Neindorf	1	66.1 800-600	0:11.14 600-400	0:25.43	0:11.84 [1] (0:11.84)	1:22.40					
2	3	<b>EVEN SHARPER</b> Jason Holder	3	66.4 1400-1200	0:11.14 1200-1000	0:25.08	0:11.93 [3] (0:11.93)	1.3L					+6
3	9	<b>DOLCEMENTE</b> Rochelle Milnes	8	65.8 600-400	0:11.25 600-400	0:25.61	0:11.51 [8] (0:11.51)	1.7L					+5
4	8	<b>MISS REMSKI</b> Margaret Collett	4	66.3 1400-1200	0:11.10 1200-1000	0:24.79	0:12.13 [2] (0:12.13)	2.2L					+9
5	12	<b>THE ICE CUTTER</b> Justin Potter	7	66.3 1000-800	0:11.27 800-600	0:25.49	0:11.88 [6] (0:11.88)	3.0L					+6
6	1	<b>HIGH ON SUGAR</b> Kayla Crowther	2	66.6 1400-1200	0:11.00 1200-1000	0:24.68	0:12.48 [4] (0:12.48)	5.0L					+5
7	11	<b>PLAISIR</b> Zoe Lloyd	5	66.4 1200-1000	0:11.11 1200-1000	0:25.07	0:12.23 [7] (0:12.23)	5.6L					+9
8	4	<b>SOLAR MIST</b> Ben Price	9	67.9 1200-1000	0:10.93 1200-1000	0:24.73	0:12.59 [5] (0:12.59)	6.3L					+11
9	7	<b>FLAMBARD</b> Todd Pannell	10	65.9 800-600	0:11.28 600-400	0:25.72	0:12.09 [9] (0:12.09)	7.0L					+9
10	2	<b>MASTER OF ZERPRISE</b> Matthew Chadwick	6	65.1 800-600	0:11.28 600-400	0:25.81	0:12.01 [10] (0:12.01)	7.2L					+3

Scratched: Submerge (#5), Madison Kate (#10)

- [ ] Position in running at each section and finish
- #: Saddle cloth number
- :--- No data available at this section
- DNF Did not finish
- NA No data available
- DNT Did not track
- █ Background shading for fastest section

Horse/Jockey Name	THE MANSMAN/Lachlan Neindorf
Finish Rank	1
Fastest Section Time (Section)	0:11.14 (L600)
Top Speed [km/h] (Section)	66.1 (L800)
Race State	Finished



Thomas Farms RC Murray Bridge SA - Professional

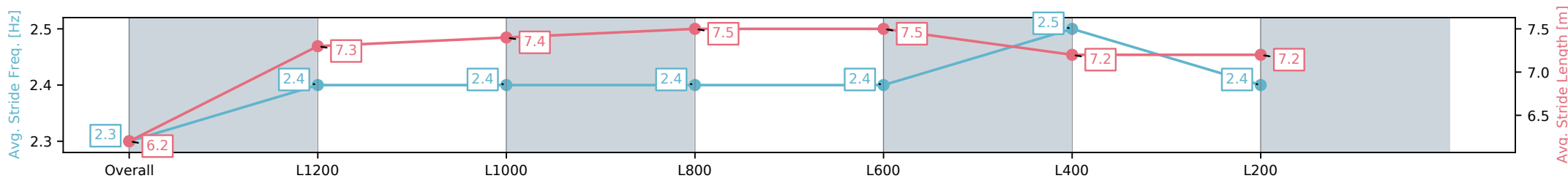
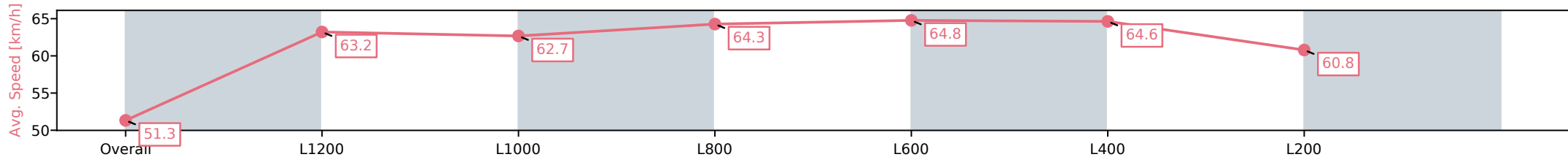
Race 3: SR Asphalt Handicap - 1400m

12 October 2024 - 1:08PM

Track Rating: Good 4, Weather: Fine, Rail Position: True



Section	Overall	L1200	L1000	L800	L600	L400	L200
Section Times	1:22.40 [1] (0:14.03)	1:08.37 [6] (0:11.40)	0:56.97 [6] (0:11.56)	0:45.41 [7] (0:11.28)	0:34.13 [7] (0:11.14)	0:22.99 [5] (0:11.15)	0:11.84 [1] (0:11.84)
Average Speed [km/h]	51.3	63.2	62.7	64.3	64.8	64.6	60.8
Top Speed [km/h]	63.6	64.4	63.7	64.9	66.1	65.5	63.1
Avg. Dist. to Rail [m]	0.4	0.2	1.6	1.3	1.0	2.0	3.5
Avg. Stride Freq. [Hz]	2.3	2.4	2.4	2.4	2.4	2.5	2.4
Avg. Stride Length [m]	6.2	7.3	7.4	7.4	7.5	7.2	7.2



- [ ] Ranking at each section and finish
- :-:- No data available at this section
- NA No data available

Horse/Jockey Name	EVEN SHARPER/Jason Holder
Finish Rank	2
Fastest Section Time (Section)	0:11.14 (L1200)
Top Speed [km/h] (Section)	66.4 (Overall)
Race State	Finished



Thomas Farms RC Murray Bridge SA - Professional

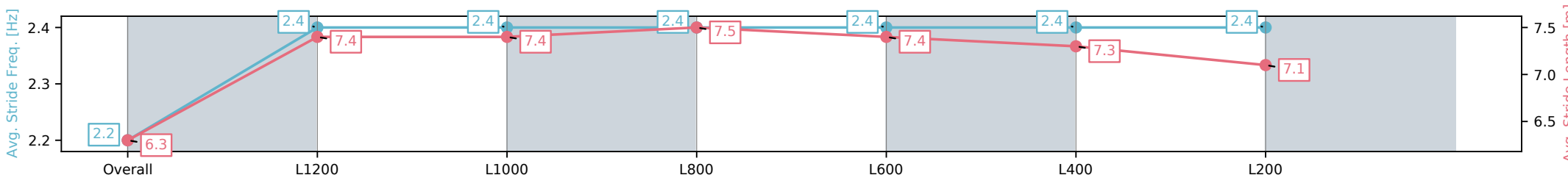
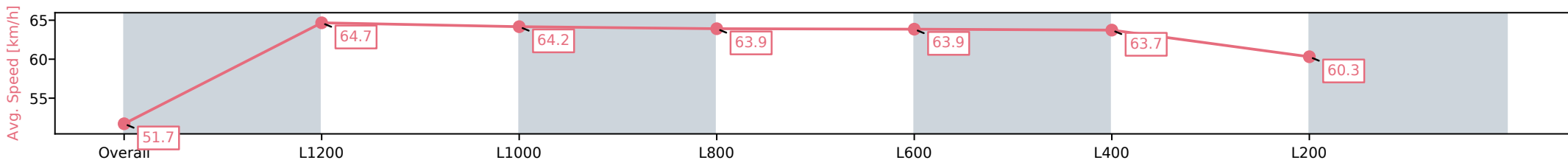
Race 3: SR Asphalt Handicap - 1400m

12 October 2024 - 1:08PM

Track Rating: Good 4, Weather: Fine, Rail Position: True



Section	Overall	L1200	L1000	L800	L600	L400	L200
Section Times	1:22.61 [2] (0:13.94)	1:08.67 [4] (0:11.14)	0:57.53 [5] (0:11.31)	0:46.22 [4] (0:11.44)	0:34.78 [3] (0:11.53)	0:23.25 [4] (0:11.32)	0:11.93 [3] (0:11.93)
Average Speed [km/h]	51.7	64.7	64.2	63.9	63.9	63.7	60.3
Top Speed [km/h]	65.1	66.4	66.0	65.3	65.6	65.0	62.7
Avg. Dist. to Rail [m]	3.1	1.0	1.5	3.1	5.6	7.6	8.0
Avg. Stride Freq. [Hz]	2.2	2.4	2.4	2.4	2.4	2.4	2.4
Avg. Stride Length [m]	6.3	7.4	7.4	7.5	7.4	7.3	7.1



- [ ] Ranking at each section and finish
- :-:- No data available at this section
- NA No data available

Horse/Jockey Name	DOLCEMENTE/Rochelle Milnes
Finish Rank	3
Fastest Section Time (Section)	0:11.25 (L600)
Top Speed [km/h] (Section)	65.8 (L600)
Race State	Finished



Thomas Farms RC Murray Bridge SA - Professional

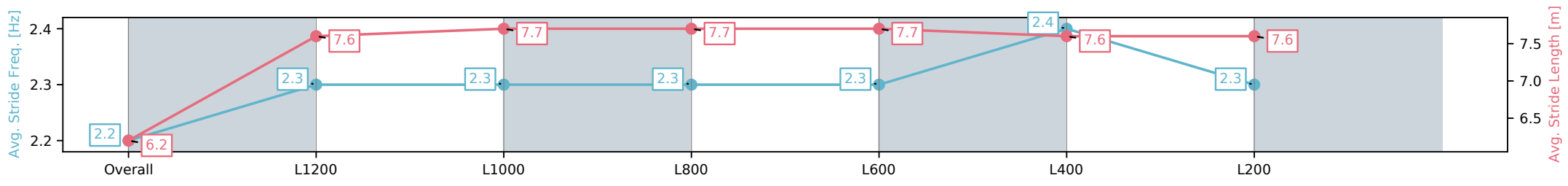
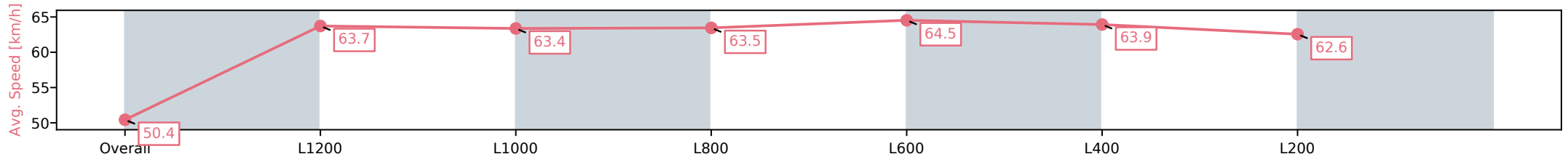
Race 3: SR Asphalt Handicap - 1400m

12 October 2024 - 1:08PM

Track Rating: Good 4, Weather: Fine, Rail Position: True



Section	Overall	L1200	L1000	L800	L600	L400	L200
Section Times	1:22.67 [3] (0:14.27)	1:08.40 [8] (0:11.34)	0:57.06 [8] (0:11.52)	0:45.54 [8] (0:11.51)	0:34.03 [8] (0:11.25)	0:22.78 [8] (0:11.27)	0:11.51 [8] (0:11.51)
Average Speed [km/h]	50.4	63.7	63.4	63.5	64.5	63.9	62.6
Top Speed [km/h]	64.1	64.3	64.0	65.2	65.3	65.8	63.8
Avg. Dist. to Rail [m]	5.6	1.7	2.8	2.9	1.8	2.6	2.7
Avg. Stride Freq. [Hz]	2.2	2.3	2.3	2.3	2.3	2.4	2.3
Avg. Stride Length [m]	6.2	7.6	7.7	7.7	7.7	7.6	7.6



[ ] Ranking at each section and finish  
 -:-:- No data available at this section  
 NA No data available

Horse/Jockey Name	MISS REMSKI/Margaret Collett
Finish Rank	4
Fastest Section Time (Section)	0:11.10 (L1200)
Top Speed [km/h] (Section)	66.3 (Overall)
Race State	Finished



Thomas Farms RC Murray Bridge SA - Professional

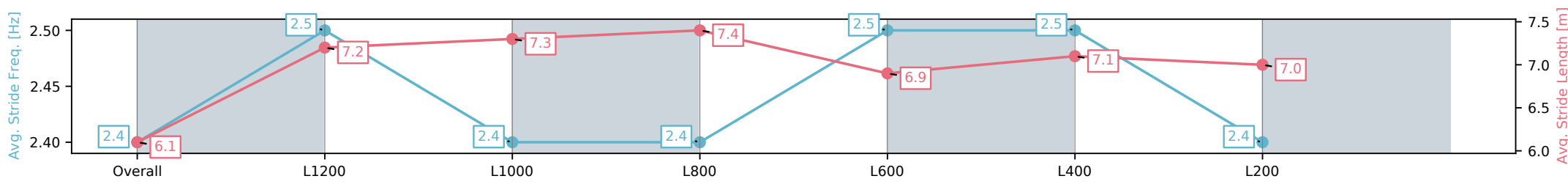
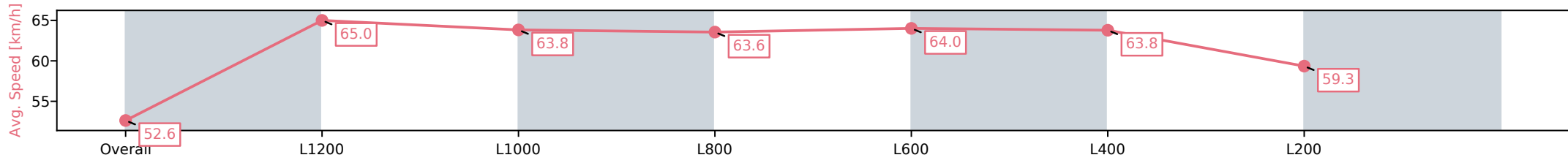
Race 3: SR Asphalt Handicap - 1400m

12 October 2024 - 1:08PM

Track Rating: Good 4, Weather: Fine, Rail Position: True



Section	Overall	L1200	L1000	L800	L600	L400	L200
Section Times	1:22.75 [4] (0:13.69)	1:09.06 [2] (0:11.10)	0:57.96 [3] (0:11.49)	0:46.47 [3] (0:11.56)	0:34.91 [4] (0:11.49)	0:23.42 [3] (0:11.28)	0:12.13 [2] (0:12.13)
Average Speed [km/h]	52.6	65.0	63.8	63.6	64.0	63.8	59.3
Top Speed [km/h]	66.3	65.9	65.1	64.7	65.3	64.9	61.4
Avg. Dist. to Rail [m]	3.9	1.8	3.6	3.9	5.3	9.4	8.8
Avg. Stride Freq. [Hz]	2.4	2.5	2.4	2.4	2.5	2.5	2.4
Avg. Stride Length [m]	6.1	7.2	7.3	7.4	6.9	7.1	7.0



[ ] Ranking at each section and finish  
 -:-:- No data available at this section  
 NA No data available

Horse/Jockey Name	THE ICE CUTTER/Justin Potter
Finish Rank	5
Fastest Section Time (Section)	0:11.27 (L800)
Top Speed [km/h] (Section)	66.3 (L1000)
Race State	Finished



Thomas Farms RC Murray Bridge SA - Professional

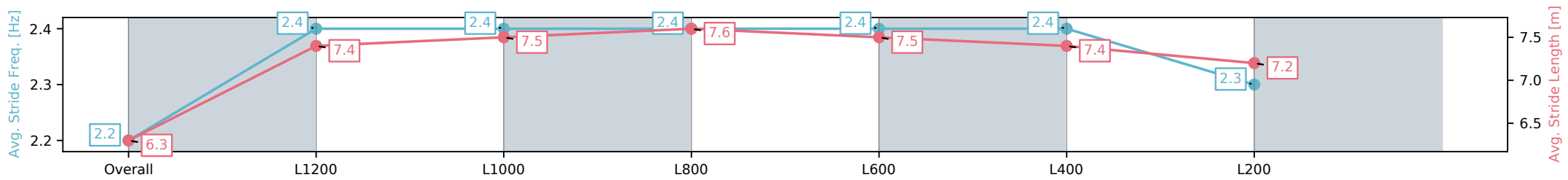
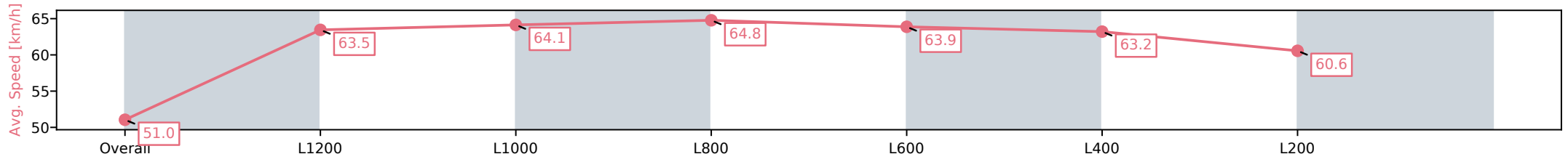
Race 3: SR Asphalt Handicap - 1400m

12 October 2024 - 1:08PM

Track Rating: Good 4, Weather: Fine, Rail Position: True



Section	Overall	L1200	L1000	L800	L600	L400	L200
Section Times	1:22.89 [5] (0:14.12)	1:08.77 [7] (0:11.37)	0:57.40 [7] (0:11.37)	0:46.03 [6] (0:11.27)	0:34.76 [6] (0:11.49)	0:23.27 [7] (0:11.39)	0:11.88 [6] (0:11.88)
Average Speed [km/h]	51.0	63.5	64.1	64.8	63.9	63.2	60.6
Top Speed [km/h]	63.0	64.7	65.3	66.3	65.3	65.0	62.2
Avg. Dist. to Rail [m]	5.7	2.0	2.6	2.9	4.6	6.4	5.3
Avg. Stride Freq. [Hz]	2.2	2.4	2.4	2.4	2.4	2.4	2.3
Avg. Stride Length [m]	6.3	7.4	7.5	7.6	7.5	7.4	7.2



- [ ] Ranking at each section and finish
- :-:- No data available at this section
- NA No data available

Horse/Jockey Name	HIGH ON SUGAR/Kayla Crowther
Finish Rank	6
Fastest Section Time (Section)	0:11.00 (L1200)
Top Speed [km/h] (Section)	66.6 (Overall)
Race State	Finished



Thomas Farms RC Murray Bridge SA - Professional

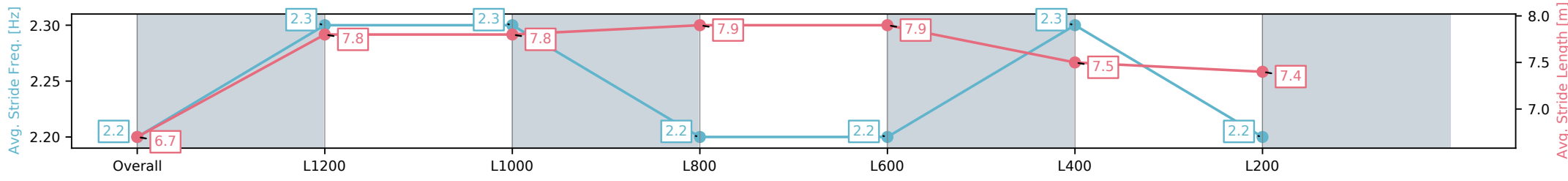
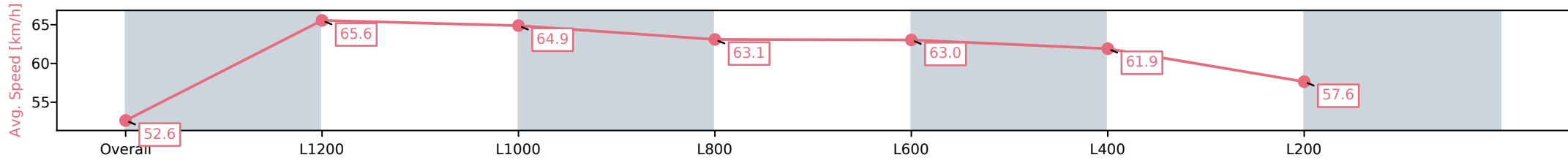
Race 3: SR Asphalt Handicap - 1400m

12 October 2024 - 1:08PM

Track Rating: Good 4, Weather: Fine, Rail Position: True



Section	Overall	L1200	L1000	L800	L600	L400	L200
Section Times	1:23.20 [6] (0:13.68)	1:09.52 [1] (0:11.00)	0:58.52 [1] (0:11.20)	0:47.32 [1] (0:11.63)	0:35.69 [1] (0:11.56)	0:24.13 [1] (0:11.65)	0:12.48 [4] (0:12.48)
Average Speed [km/h]	52.6	65.6	64.9	63.1	63.0	61.9	57.6
Top Speed [km/h]	65.1	66.6	65.7	64.4	63.9	62.9	60.8
Avg. Dist. to Rail [m]	2.3	0.7	1.9	3.7	3.4	7.9	9.1
Avg. Stride Freq. [Hz]	2.2	2.3	2.3	2.2	2.2	2.3	2.2
Avg. Stride Length [m]	6.7	7.8	7.8	7.9	7.9	7.5	7.4



[ ] Ranking at each section and finish  
 -:-:- No data available at this section  
 NA No data available



Horse/Jockey Name	PLAISIR/Zoe Lloyd
Finish Rank	7
Fastest Section Time (Section)	0:11.11 (L1200)
Top Speed [km/h] (Section)	66.4 (L1200)
Race State	Finished



Thomas Farms RC Murray Bridge SA - Professional

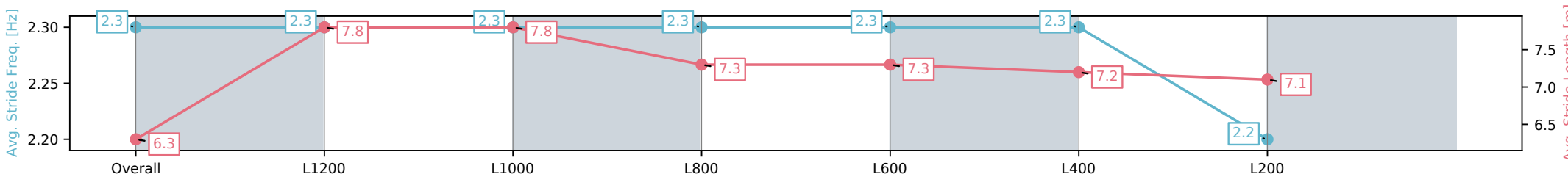
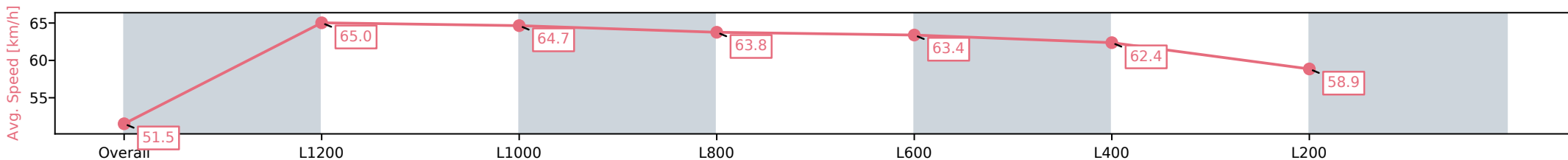
Race 3: SR Asphalt Handicap - 1400m

12 October 2024 - 1:08PM

Track Rating: Good 4, Weather: Fine, Rail Position: True



Section	Overall	L1200	L1000	L800	L600	L400	L200
Section Times	1:23.29 [7] (0:13.96)	1:09.33 [5] (0:11.11)	0:58.22 [4] (0:11.33)	0:46.89 [5] (0:11.51)	0:35.38 [5] (0:11.61)	0:23.77 [6] (0:11.54)	0:12.23 [7] (0:12.23)
Average Speed [km/h]	51.5	65.0	64.7	63.8	63.4	62.4	58.9
Top Speed [km/h]	64.2	66.3	66.4	64.6	63.8	63.4	60.7
Avg. Dist. to Rail [m]	4.5	2.3	3.4	4.2	4.7	7.2	6.2
Avg. Stride Freq. [Hz]	2.3	2.3	2.3	2.3	2.3	2.3	2.2
Avg. Stride Length [m]	6.3	7.8	7.8	7.3	7.3	7.2	7.1



- [ ] Ranking at each section and finish
- :-:- No data available at this section
- NA No data available

Horse/Jockey Name	SOLAR MIST/Ben Price
Finish Rank	8
Fastest Section Time (Section)	0:10.93 (L1200)
Top Speed [km/h] (Section)	67.9 (L1200)
Race State	Finished



Thomas Farms RC Murray Bridge SA - Professional

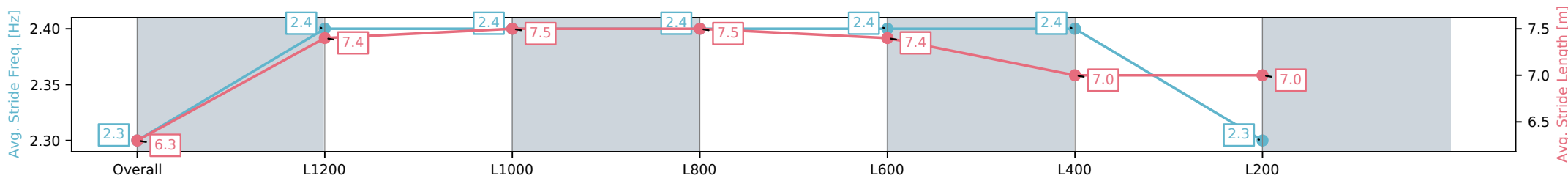
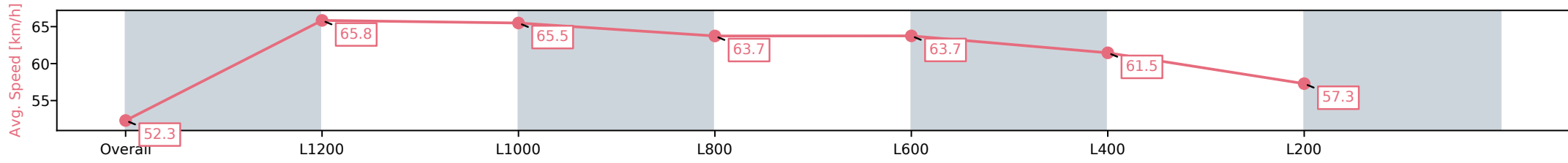
Race 3: SR Asphalt Handicap - 1400m

12 October 2024 - 1:08PM

Track Rating: Good 4, Weather: Fine, Rail Position: True



Section	Overall	L1200	L1000	L800	L600	L400	L200
Section Times	1:23.41 [8] (0:13.80)	1:09.61 [3] (0:10.93)	0:58.68 [2] (0:11.21)	0:47.47 [2] (0:11.65)	0:35.82 [2] (0:11.53)	0:24.29 [2] (0:11.70)	0:12.59 [5] (0:12.59)
Average Speed [km/h]	52.3	65.8	65.5	63.7	63.7	61.5	57.3
Top Speed [km/h]	64.6	67.4	67.9	64.6	64.9	63.2	59.5
Avg. Dist. to Rail [m]	6.1	1.4	3.8	6.2	4.5	9.0	10.3
Avg. Stride Freq. [Hz]	2.3	2.4	2.4	2.4	2.4	2.4	2.3
Avg. Stride Length [m]	6.3	7.4	7.5	7.5	7.4	7.0	7.0



- [ ] Ranking at each section and finish
- :-:- No data available at this section
- NA No data available

Horse/Jockey Name	FLAMBARD/Todd Pannell
Finish Rank	9
Fastest Section Time (Section)	0:11.28 (L600)
Top Speed [km/h] (Section)	65.9 (L800)
Race State	Finished



Thomas Farms RC Murray Bridge SA - Professional

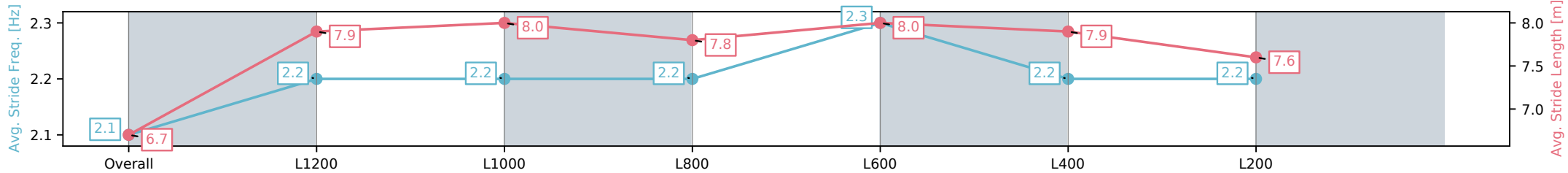
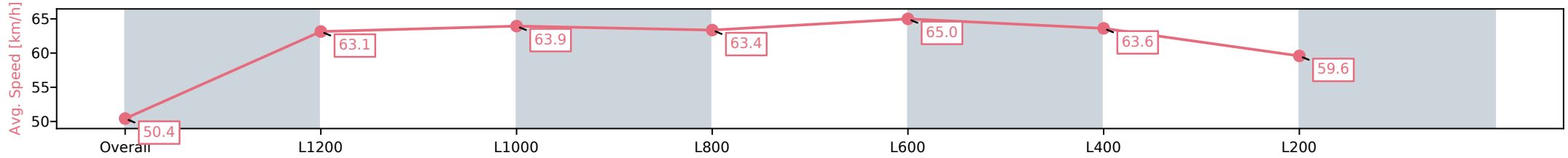
Race 3: SR Asphalt Handicap - 1400m

12 October 2024 - 1:08PM

Track Rating: Good 4, Weather: Fine, Rail Position: True



Section	Overall	L1200	L1000	L800	L600	L400	L200
Section Times	1:23.51 [9] (0:14.28)	1:09.23 [9] (0:11.44)	0:57.79 [9] (0:11.50)	0:46.29 [9] (0:11.61)	0:34.68 [9] (0:11.28)	0:23.40 [9] (0:11.31)	0:12.09 [9] (0:12.09)
Average Speed [km/h]	50.4	63.1	63.9	63.4	65.0	63.6	59.6
Top Speed [km/h]	62.3	64.5	64.6	64.4	65.9	65.5	61.9
Avg. Dist. to Rail [m]	7.7	2.7	4.0	4.3	4.2	8.5	9.9
Avg. Stride Freq. [Hz]	2.1	2.2	2.2	2.2	2.3	2.2	2.2
Avg. Stride Length [m]	6.7	7.9	8.0	7.8	8.0	7.9	7.6



- [ ] Ranking at each section and finish
- :-:- No data available at this section
- NA No data available

Horse/Jockey Name	MASTER OF ZERPRISE/Matthew Chadwick
Finish Rank	10
Fastest Section Time (Section)	0:11.28 (L600)
Top Speed [km/h] (Section)	65.1 (L800)
Race State	Finished



Thomas Farms RC Murray Bridge SA - Professional

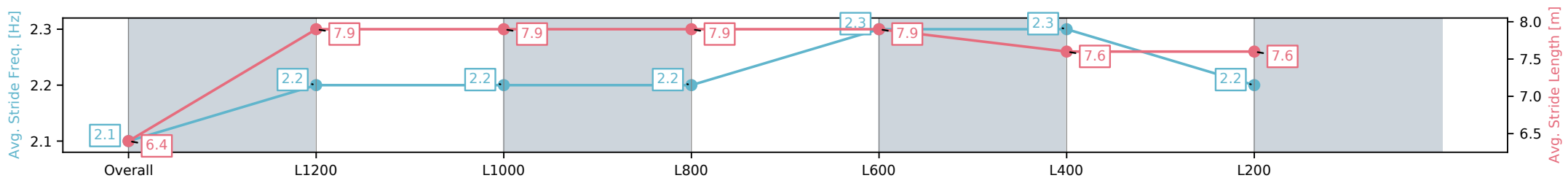
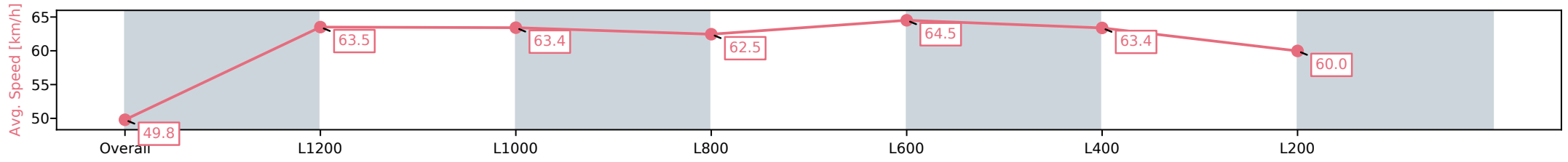
Race 3: SR Asphalt Handicap - 1400m

12 October 2024 - 1:08PM

Track Rating: Good 4, Weather: Fine, Rail Position: True



Section	Overall	L1200	L1000	L800	L600	L400	L200
Section Times	1:23.55 [10] (0:14.45)	1:09.10 [10] (0:11.36)	0:57.74 [10] (0:11.43)	0:46.31 [10] (0:11.66)	0:34.65 [10] (0:11.28)	0:23.36 [10] (0:11.35)	0:12.01 [10] (0:12.01)
Average Speed [km/h]	49.8	63.5	63.4	62.5	64.5	63.4	60.0
Top Speed [km/h]	63.0	64.0	64.1	63.9	65.1	64.4	61.9
Avg. Dist. to Rail [m]	3.9	0.4	1.5	2.3	2.7	5.5	7.8
Avg. Stride Freq. [Hz]	2.1	2.2	2.2	2.2	2.3	2.3	2.2
Avg. Stride Length [m]	6.4	7.9	7.9	7.9	7.9	7.6	7.6



- [ ] Ranking at each section and finish
- :-:- No data available at this section
- NA No data available