



RACINGSA

Thomas Farms RC Murray Bridge SA

Race 2: Happy 40th Birthday Sam Handicap (Heat of Sportsbet Viddora Series) - 1100m

12 October 2024 - 12:32PM

Track Rating: Good 4, Weather: Fine, Rail Position: True



Murray Bridge
Racing Club

Section Field Times							Overall	L1000	L800	L600	L400	L200		
							1:02.85 (0:08.11)	0:54.74 (0:10.44)	0:44.30 (0:10.35)	0:33.95 (0:10.98)	0:22.97 (0:11.10)	0:11.88 (0:11.88)		
Position	#	Horse/Jockey	Barrier	Top Speed [km/h]	Fastest Section	First 400m						Margin	Distance Travelled From Winner [m]	
1	10	SUPER ALANA Kayla Crowther	8	71.6 1000-800	0:10.34 800-600	0:23.57	1:02.85 (0:08.10)	0:54.75 [1] (0:10.45)	0:44.30 [1] (0:10.34)	0:33.96 [1] (0:10.99)	0:22.97 [1] (0:11.09)	0:11.88 [1] (0:11.88)	1:02.85	
2	1	ROCKSTAR MEGGSY Taylor Johnstone	5	71.1 800-600	0:10.35 800-600	0:24.73	1:03.09 (0:08.66)	0:54.43 [9] (0:10.94)	0:43.49 [8] (0:10.35)	0:33.14 [8] (0:10.47)	0:22.67 [8] (0:10.80)	0:11.87 [2] (0:11.87)	1.5L	+0
3	4	KINETIC JEWEL Lachlan Neindorf	6	71.4 1200-1000	0:10.46 800-600	0:23.96	1:03.27 (0:08.21)	0:55.06 [4] (0:10.64)	0:44.42 [5] (0:10.46)	0:33.96 [5] (0:10.88)	0:23.08 [4] (0:11.07)	0:12.01 [3] (0:12.01)	2.6L	+2
4	6	SPIRIT OF CAMELOT Todd Pannell	9	71.4 1000-800	0:10.37 800-600	0:24.01	1:03.49 (0:08.33)	0:55.16 [6] (0:10.62)	0:44.54 [6] (0:10.37)	0:34.17 [6] (0:10.84)	0:23.33 [3] (0:11.19)	0:12.14 [4] (0:12.14)	4.0L	+5
5	5	MISSILE STAR Margaret Collett	7	71.1 1000-800	0:10.40 800-600	0:24.68	1:03.80 (0:08.48)	0:55.32 [7] (0:11.03)	0:44.29 [7] (0:10.40)	0:33.89 [7] (0:10.70)	0:23.19 [9] (0:11.09)	0:12.10 [7] (0:12.10)	5.9L	+1
6	7	HUNTLEY LADY Ben Price	3	70.2 1000-800	0:10.46 800-600	0:25.11	1:03.96 (0:08.93)	0:55.03 [10] (0:11.01)	0:44.02 [10] (0:10.46)	0:33.56 [10] (0:10.75)	0:22.81 [10] (0:11.06)	0:11.75 [10] (0:11.75)	6.9L	+2
7	3	ALL ABOUT EVE Alana Livesey	10	72.0 1000-800	0:10.31 800-600	0:24.75	1:03.98 (0:08.65)	0:55.33 [8] (0:10.99)	0:44.34 [9] (0:10.31)	0:34.03 [9] (0:10.47)	0:23.56 [7] (0:11.05)	0:12.51 [5] (0:12.51)	7.1L	+4
8	8	MYRTLE CREEK Manoel Nunes	1	70.6 1000-800	0:10.51 800-600	0:24.00	1:04.09 (0:08.14)	0:55.95 [2] (0:10.55)	0:45.40 [4] (0:10.51)	0:34.89 [4] (0:11.01)	0:23.88 [5] (0:11.62)	0:12.26 [8] (0:12.26)	7.7L	+1
9	2	LOTZA BUBBLES Rochelle Milnes	2	70.7 1000-800	0:10.39 800-600	0:23.73	1:04.11 (0:08.14)	0:55.97 [3] (0:10.47)	0:45.50 [2] (0:10.39)	0:35.11 [2] (0:10.94)	0:24.17 [2] (0:11.56)	0:12.61 [6] (0:12.61)	7.9L	-1
10	9	OUR GODDESS Justin Potter	4	71.0 1200-1000	0:10.41 1000-800	0:23.73	1:05.43 (0:08.21)	0:57.22 [4] (0:10.41)	0:46.81 [3] (0:10.52)	0:36.29 [3] (0:11.17)	0:25.12 [6] (0:11.78)	0:13.34 [9] (0:13.34)	16.1L	+1

- [] Position in running at each section and finish
- #: Saddle cloth number
- : No data available at this section
- DNF: Did not finish
- NA: No data available
- DNT: Did not track
- █: Background shading for fastest section

Horse/Jockey Name	SUPER ALANA/Kayla Crowther
Finish Rank	1
Fastest Section Time (Section)	0:10.34 (L800)
Top Speed [km/h] (Section)	71.6 (L1000)
Race State	Finished



Thomas Farms RC Murray Bridge SA - Professional

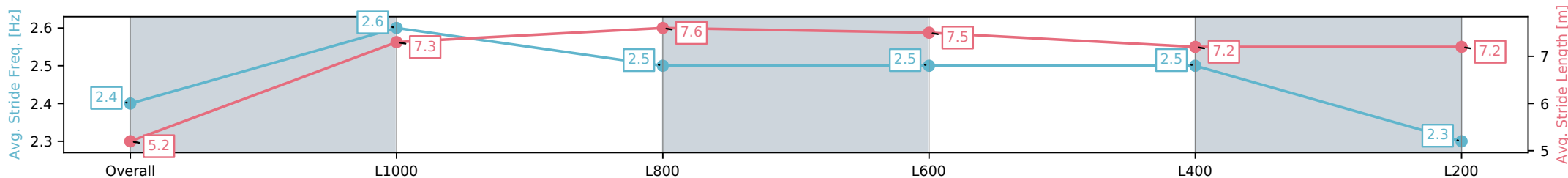
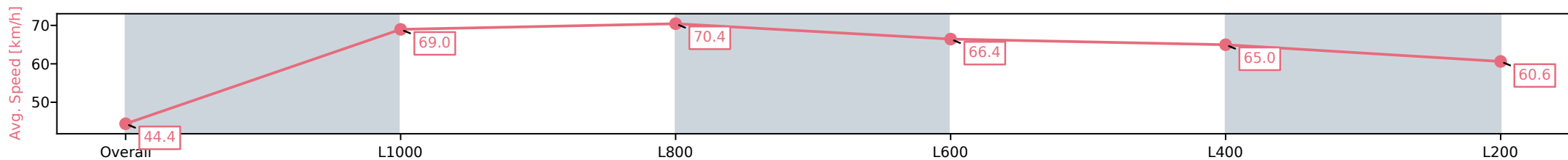
Race 2: Happy 40th Birthday Sam Handicap (Heat of Sportsbet Viddora Series) - 1100m

12 October 2024 - 12:32PM



Track Rating: Good 4, Weather: Fine, Rail Position: True

Section	Overall	L1000	L800	L600	L400	L200
Section Times	1:02.85 [1] (0:08.10)	0:54.75 [1] (0:10.45)	0:44.30 [1] (0:10.34)	0:33.96 [1] (0:10.99)	0:22.97 [1] (0:11.09)	0:11.88 [1] (0:11.88)
Average Speed [km/h]	44.4	69.0	70.4	66.4	65.0	60.6
Top Speed [km/h]	64.1	70.8	71.6	68.4	66.5	64.4
Avg. Dist. to Rail [m]	7.2	4.2	4.9	3.3	5.6	7.1
Avg. Stride Freq. [Hz]	2.4	2.6	2.5	2.5	2.5	2.3
Avg. Stride Length [m]	5.2	7.3	7.6	7.5	7.2	7.2



- [] Ranking at each section and finish
- :-:- No data available at this section
- NA No data available

Horse/Jockey Name	ROCKSTAR MEGGSY/Taylor Johnstone
Finish Rank	2
Fastest Section Time (Section)	0:10.35 (L800)
Top Speed [km/h] (Section)	71.1 (L800)
Race State	Finished



Thomas Farms RC Murray Bridge SA - Professional

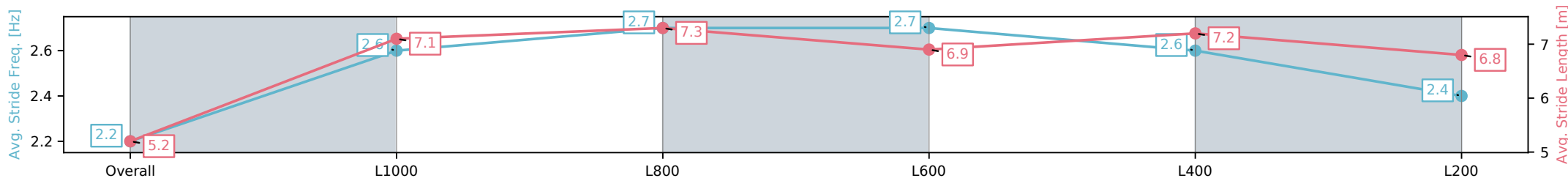
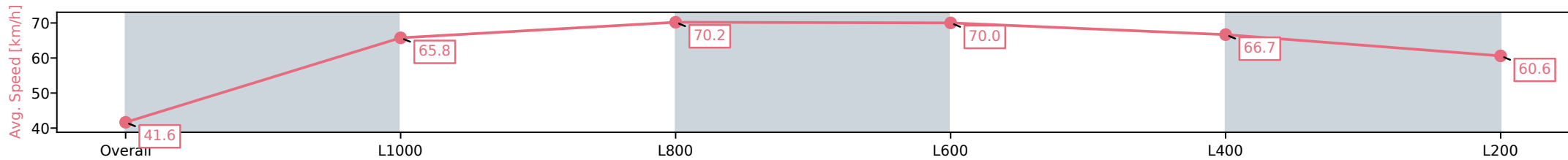
Race 2: Happy 40th Birthday Sam Handicap (Heat of Sportsbet Viddora Series) - 1100m

12 October 2024 - 12:32PM



Track Rating: Good 4, Weather: Fine, Rail Position: True

Section	Overall	L1000	L800	L600	L400	L200
Section Times	1:03.09 [2] (0:08.66)	0:54.43 [9] (0:10.94)	0:43.49 [8] (0:10.35)	0:33.14 [8] (0:10.47)	0:22.67 [8] (0:10.80)	0:11.87 [2] (0:11.87)
Average Speed [km/h]	41.6	65.8	70.2	70.0	66.7	60.6
Top Speed [km/h]	60.5	69.0	71.0	71.1	69.2	64.3
Avg. Dist. to Rail [m]	4.1	1.9	3.1	4.6	10.1	10.6
Avg. Stride Freq. [Hz]	2.2	2.6	2.7	2.7	2.6	2.4
Avg. Stride Length [m]	5.2	7.1	7.3	6.9	7.2	6.8



- [] Ranking at each section and finish
- :-:- No data available at this section
- NA No data available

Horse/Jockey Name	KINETIC JEWEL/Lachlan Neindorf
Finish Rank	3
Fastest Section Time (Section)	0:10.46 (L800)
Top Speed [km/h] (Section)	71.4 (Overall)
Race State	Finished



Thomas Farms RC Murray Bridge SA - Professional

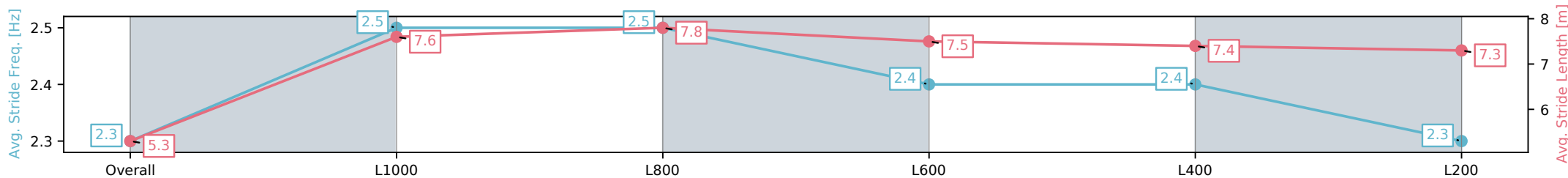
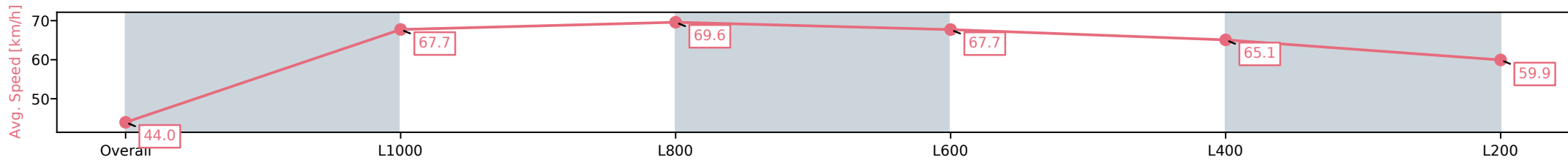
Race 2: Happy 40th Birthday Sam Handicap (Heat of Sportsbet Viddora Series) - 1100m

12 October 2024 - 12:32PM



Track Rating: Good 4, Weather: Fine, Rail Position: True

Section	Overall	L1000	L800	L600	L400	L200
Section Times	1:03.27 [3] (0:08.21)	0:55.06 [4] (0:10.64)	0:44.42 [5] (0:10.46)	0:33.96 [5] (0:10.88)	0:23.08 [4] (0:11.07)	0:12.01 [3] (0:12.01)
Average Speed [km/h]	44.0	67.7	69.6	67.7	65.1	59.9
Top Speed [km/h]	64.2	71.4	71.4	69.5	66.1	63.3
Avg. Dist. to Rail [m]	5.1	2.7	4.0	5.2	8.8	9.1
Avg. Stride Freq. [Hz]	2.3	2.5	2.5	2.4	2.4	2.3
Avg. Stride Length [m]	5.3	7.6	7.8	7.5	7.4	7.3



- [] Ranking at each section and finish
- :-:- No data available at this section
- NA No data available

Horse/Jockey Name	SPIRIT OF CAMELOT/Todd Pannell
Finish Rank	4
Fastest Section Time (Section)	0:10.37 (L800)
Top Speed [km/h] (Section)	71.4 (L1000)
Race State	Finished



Thomas Farms RC Murray Bridge SA - Professional

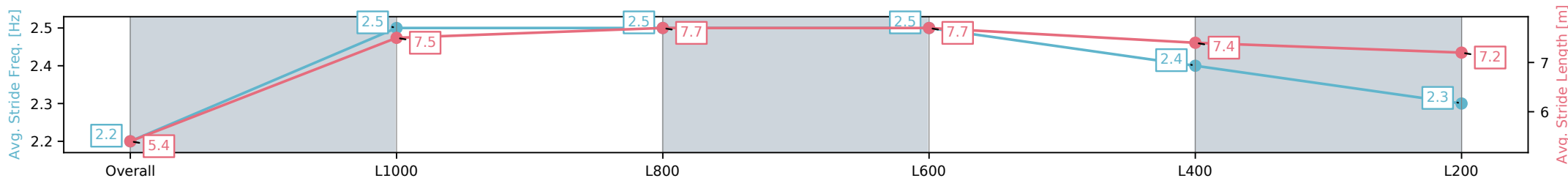
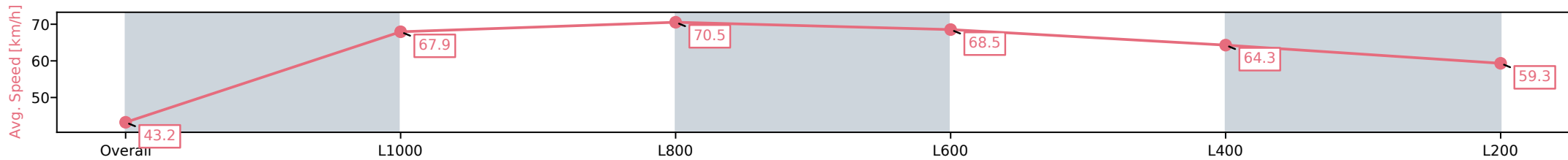
Race 2: Happy 40th Birthday Sam Handicap (Heat of Sportsbet Viddora Series) - 1100m

12 October 2024 - 12:32PM



Track Rating: Good 4, Weather: Fine, Rail Position: True

Section	Overall	L1000	L800	L600	L400	L200
Section Times	1:03.49 [4] (0:08.33)	0:55.16 [6] (0:10.62)	0:44.54 [6] (0:10.37)	0:34.17 [6] (0:10.84)	0:23.33 [3] (0:11.19)	0:12.14 [4] (0:12.14)
Average Speed [km/h]	43.2	67.9	70.5	68.5	64.3	59.3
Top Speed [km/h]	61.9	71.2	71.4	69.6	65.8	62.4
Avg. Dist. to Rail [m]	8.2	4.2	6.0	6.9	10.2	12.0
Avg. Stride Freq. [Hz]	2.2	2.5	2.5	2.5	2.4	2.3
Avg. Stride Length [m]	5.4	7.5	7.7	7.7	7.4	7.2



- [] Ranking at each section and finish
- :-:- No data available at this section
- NA No data available

Horse/Jockey Name	MISSILE STAR/Margaret Collett
Finish Rank	5
Fastest Section Time (Section)	0:10.40 (L800)
Top Speed [km/h] (Section)	71.1 (L1000)
Race State	Finished



Thomas Farms RC Murray Bridge SA - Professional

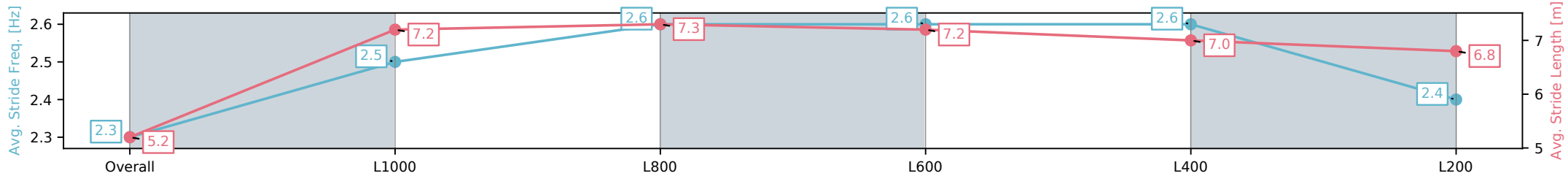
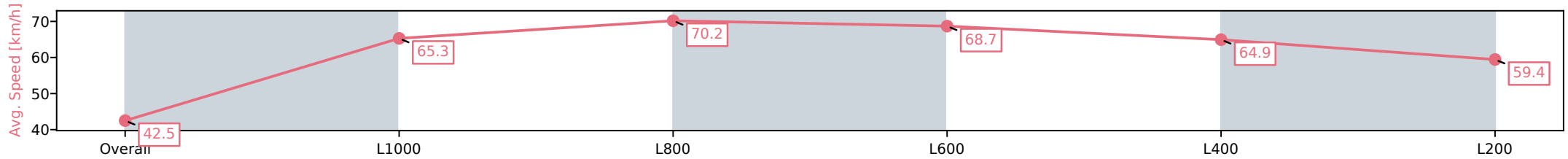
Race 2: Happy 40th Birthday Sam Handicap (Heat of Sportsbet Viddora Series) - 1100m

12 October 2024 - 12:32PM

Track Rating: Good 4, Weather: Fine, Rail Position: True



Section	Overall	L1000	L800	L600	L400	L200
Section Times	1:03.80 [5] (0:08.48)	0:55.32 [7] (0:11.03)	0:44.29 [7] (0:10.40)	0:33.89 [7] (0:10.70)	0:23.19 [9] (0:11.09)	0:12.10 [7] (0:12.10)
Average Speed [km/h]	42.5	65.3	70.2	68.7	64.9	59.4
Top Speed [km/h]	59.1	69.0	71.1	70.6	67.4	63.1
Avg. Dist. to Rail [m]	6.4	3.3	4.8	4.6	8.4	10.9
Avg. Stride Freq. [Hz]	2.3	2.5	2.6	2.6	2.6	2.4
Avg. Stride Length [m]	5.2	7.2	7.3	7.2	7.0	6.8



- [] Ranking at each section and finish
- :-:- No data available at this section
- NA No data available

Horse/Jockey Name	HUNTLEY LADY/Ben Price
Finish Rank	6
Fastest Section Time (Section)	0:10.46 (L800)
Top Speed [km/h] (Section)	70.2 (L1000)
Race State	Finished



Thomas Farms RC Murray Bridge SA - Professional

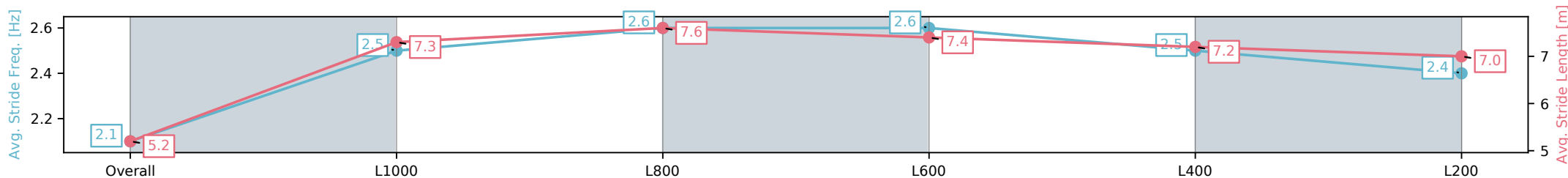
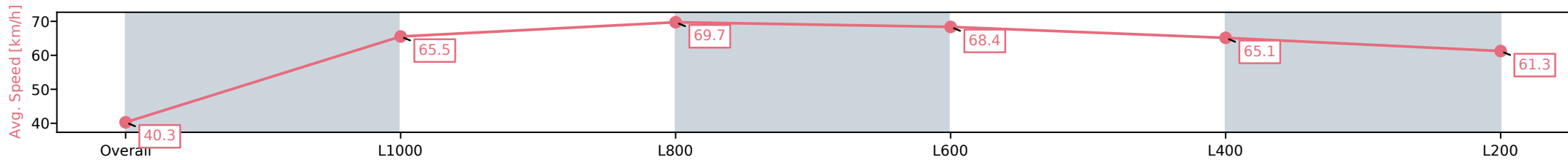
Race 2: Happy 40th Birthday Sam Handicap (Heat of Sportsbet Viddora Series) - 1100m



12 October 2024 - 12:32PM

Track Rating: Good 4, Weather: Fine, Rail Position: True

Section	Overall	L1000	L800	L600	L400	L200
Section Times	1:03.96 [6] (0:08.93)	0:55.03 [10] (0:11.01)	0:44.02 [10] (0:10.46)	0:33.56 [10] (0:10.75)	0:22.81 [10] (0:11.06)	0:11.75 [10] (0:11.75)
Average Speed [km/h]	40.3	65.5	69.7	68.4	65.1	61.3
Top Speed [km/h]	60.9	66.6	70.2	69.5	66.9	63.3
Avg. Dist. to Rail [m]	3.9	3.1	4.5	5.1	7.7	8.5
Avg. Stride Freq. [Hz]	2.1	2.5	2.6	2.6	2.5	2.4
Avg. Stride Length [m]	5.2	7.3	7.6	7.4	7.2	7.0



- [] Ranking at each section and finish
- :-:- No data available at this section
- NA No data available

Horse/Jockey Name	ALL ABOUT EVE/Alana Livesey
Finish Rank	7
Fastest Section Time (Section)	0:10.31 (L800)
Top Speed [km/h] (Section)	72.0 (L1000)
Race State	Finished



Thomas Farms RC Murray Bridge SA - Professional

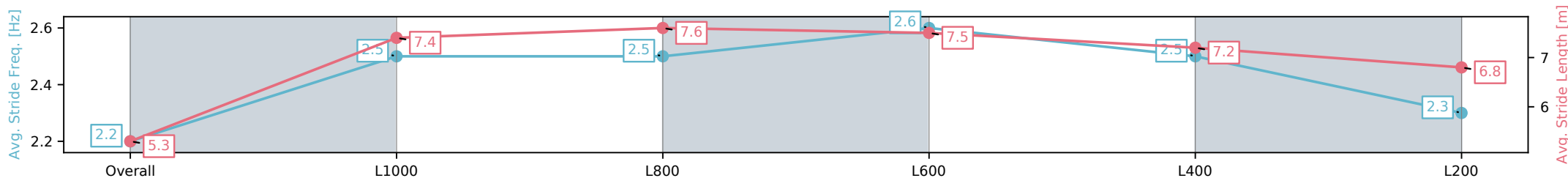
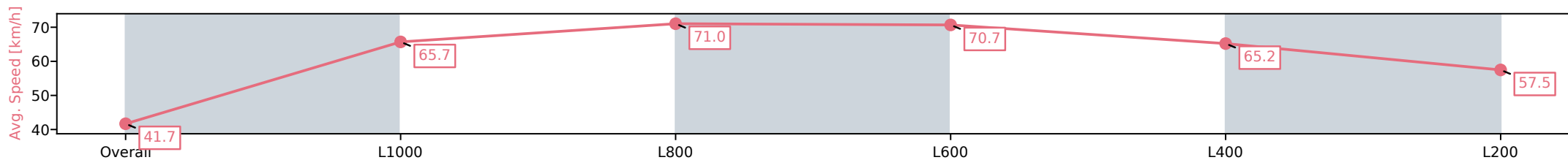
Race 2: Happy 40th Birthday Sam Handicap (Heat of Sportsbet Viddora Series) - 1100m

12 October 2024 - 12:32PM



Track Rating: Good 4, Weather: Fine, Rail Position: True

Section	Overall	L1000	L800	L600	L400	L200
Section Times	1:03.98 [7] (0:08.65)	0:55.33 [8] (0:10.99)	0:44.34 [9] (0:10.31)	0:34.03 [9] (0:10.47)	0:23.56 [7] (0:11.05)	0:12.51 [5] (0:12.51)
Average Speed [km/h]	41.7	65.7	71.0	70.7	65.2	57.5
Top Speed [km/h]	59.6	68.8	72.0	71.6	68.4	63.2
Avg. Dist. to Rail [m]	9.2	3.8	6.3	6.9	12.4	15.3
Avg. Stride Freq. [Hz]	2.2	2.5	2.5	2.6	2.5	2.3
Avg. Stride Length [m]	5.3	7.4	7.6	7.5	7.2	6.8



- [] Ranking at each section and finish
- :-:- No data available at this section
- NA No data available

Horse/Jockey Name	MYRTLE CREEK/Manoel Nunes
Finish Rank	8
Fastest Section Time (Section)	0:10.51 (L800)
Top Speed [km/h] (Section)	70.6 (L1000)
Race State	Finished



Thomas Farms RC Murray Bridge SA - Professional

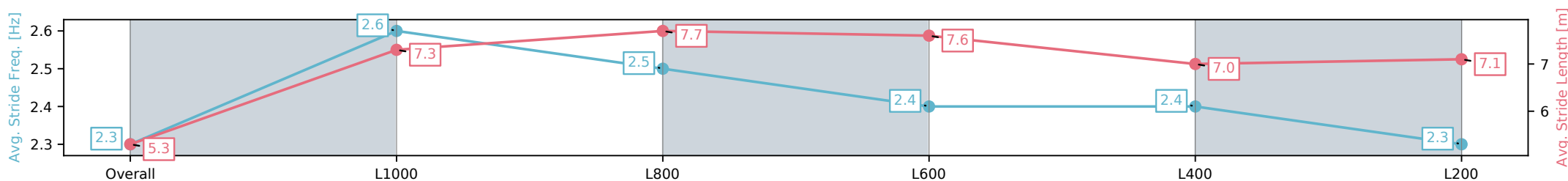
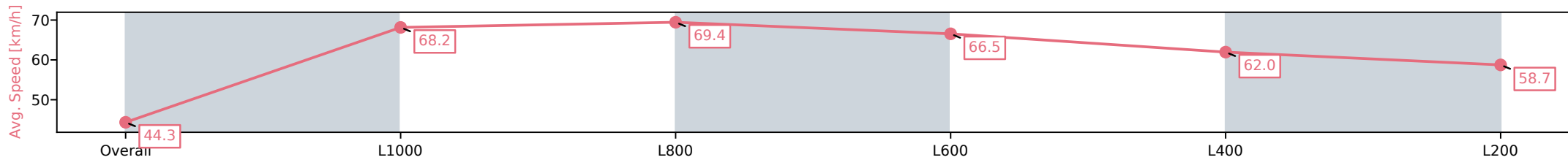
Race 2: Happy 40th Birthday Sam Handicap (Heat of Sportsbet Viddora Series) - 1100m

12 October 2024 - 12:32PM



Track Rating: Good 4, Weather: Fine, Rail Position: True

Section	Overall	L1000	L800	L600	L400	L200
Section Times	1:04.09 [8] (0:08.14)	0:55.95 [2] (0:10.55)	0:45.40 [4] (0:10.51)	0:34.89 [4] (0:11.01)	0:23.88 [5] (0:11.62)	0:12.26 [8] (0:12.26)
Average Speed [km/h]	44.3	68.2	69.4	66.5	62.0	58.7
Top Speed [km/h]	64.3	69.6	70.6	69.7	63.5	60.8
Avg. Dist. to Rail [m]	1.4	0.7	4.3	4.4	6.2	6.6
Avg. Stride Freq. [Hz]	2.3	2.6	2.5	2.4	2.4	2.3
Avg. Stride Length [m]	5.3	7.3	7.7	7.6	7.0	7.1



- [] Ranking at each section and finish
- :-:- No data available at this section
- NA No data available

Horse/Jockey Name	LOTZA BUBBLES/Rochelle Milnes
Finish Rank	9
Fastest Section Time (Section)	0:10.39 (L800)
Top Speed [km/h] (Section)	70.7 (L1000)
Race State	Finished



Thomas Farms RC Murray Bridge SA - Professional

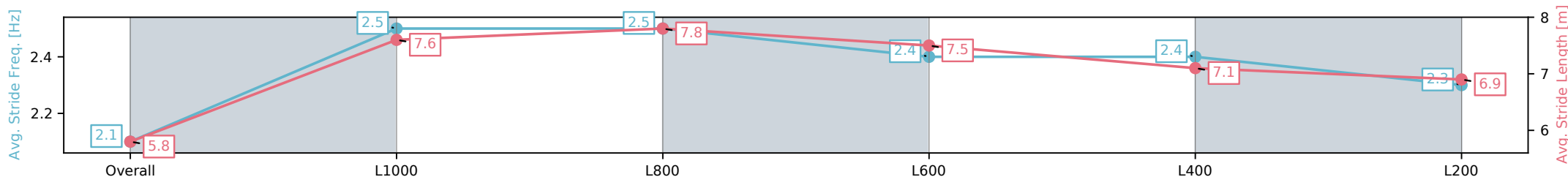
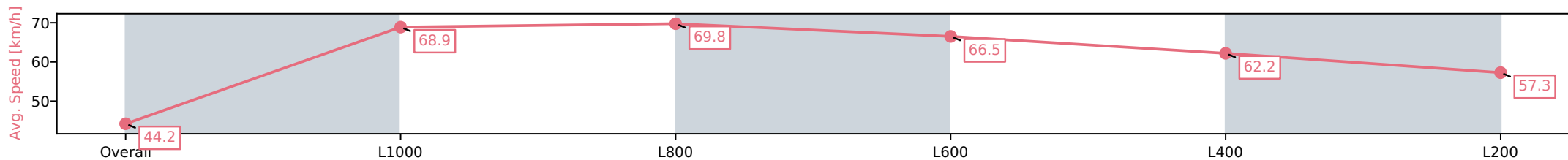
Race 2: Happy 40th Birthday Sam Handicap (Heat of Sportsbet Viddora Series) - 1100m

12 October 2024 - 12:32PM



Track Rating: Good 4, Weather: Fine, Rail Position: True

Section	Overall	L1000	L800	L600	L400	L200
Section Times	1:04.11 [9] (0:08.14)	0:55.97 [3] (0:10.47)	0:45.50 [2] (0:10.39)	0:35.11 [2] (0:10.94)	0:24.17 [2] (0:11.56)	0:12.61 [6] (0:12.61)
Average Speed [km/h]	44.2	68.9	69.8	66.5	62.2	57.3
Top Speed [km/h]	64.4	70.7	70.7	68.9	64.2	59.6
Avg. Dist. to Rail [m]	2.5	1.2	2.7	2.9	4.8	3.2
Avg. Stride Freq. [Hz]	2.1	2.5	2.5	2.4	2.4	2.3
Avg. Stride Length [m]	5.8	7.6	7.8	7.5	7.1	6.9



- [] Ranking at each section and finish
- :-:- No data available at this section
- NA No data available

Horse/Jockey Name	OUR GODDESS/Justin Potter
Finish Rank	10
Fastest Section Time (Section)	0:10.41 (L1000)
Top Speed [km/h] (Section)	71.0 (Overall)
Race State	Finished



Thomas Farms RC Murray Bridge SA - Professional

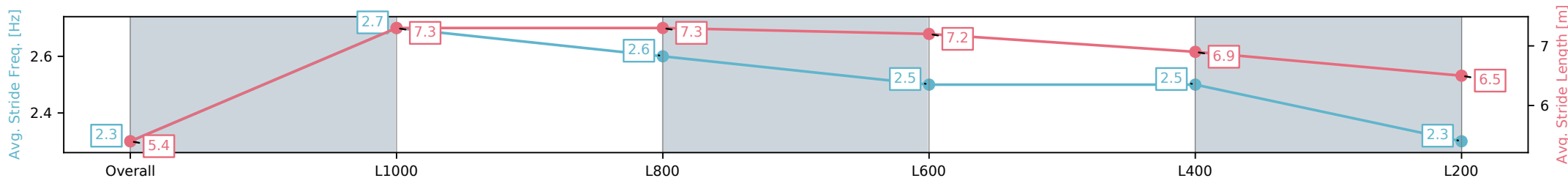
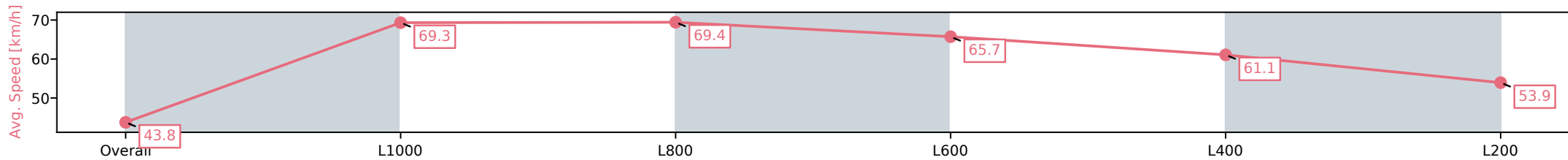
Race 2: Happy 40th Birthday Sam Handicap (Heat of Sportsbet Viddora Series) - 1100m

12 October 2024 - 12:32PM



Track Rating: Good 4, Weather: Fine, Rail Position: True

Section	Overall	L1000	L800	L600	L400	L200
Section Times	1:05.43 [10] (0:08.21)	0:57.22 [4] (0:10.41)	0:46.81 [3] (0:10.52)	0:36.29 [3] (0:11.17)	0:25.12 [6] (0:11.78)	0:13.34 [9] (0:13.34)
Average Speed [km/h]	43.8	69.3	69.4	65.7	61.1	53.9
Top Speed [km/h]	64.8	71.0	71.0	67.1	64.0	57.9
Avg. Dist. to Rail [m]	3.6	3.0	5.4	4.0	4.5	4.9
Avg. Stride Freq. [Hz]	2.3	2.7	2.6	2.5	2.5	2.3
Avg. Stride Length [m]	5.4	7.3	7.3	7.2	6.9	6.5



- [] Ranking at each section and finish
- :-:- No data available at this section
- NA No data available