



RACINGSA

Thomas Farms RC Murray Bridge SA
Race 1: Rural City Of Murray Bridge – Moorundi Classic - 900m
12 October 2024 - 11:58AM

Track Rating: Good 4, Weather: Fine, Rail Position: True



Murray Bridge
Racing Club

Table with 5 columns: Section, Field Times, Overall, L800, L600, L400, L200. Values include 0:50.97, 0:43.40, 0:33.09, 0:22.47, 0:11.66.

Main race results table with 13 columns: Position, #, Horse/Jockey, Barrier, Top Speed [km/h], Fastest Section, First 400m, Overall, L800, L600, L400, L200, Margin, Distance Travelled From Winner [m].

Scratched: Xtreme (#3)

- [] Position in running at each section and finish
Saddle cloth number
-:-:- No data available at this section
DNF Did not finish
NA No data available
DNT Did not track
[] Background shading for fastest section

Horse/Jockey Name	HIATUS/Manoel Nunes
Finish Rank	1
Fastest Section Time (Section)	0:10.47 (L800)
Top Speed [km/h] (Section)	71.1 (L800)
Race State	Finished



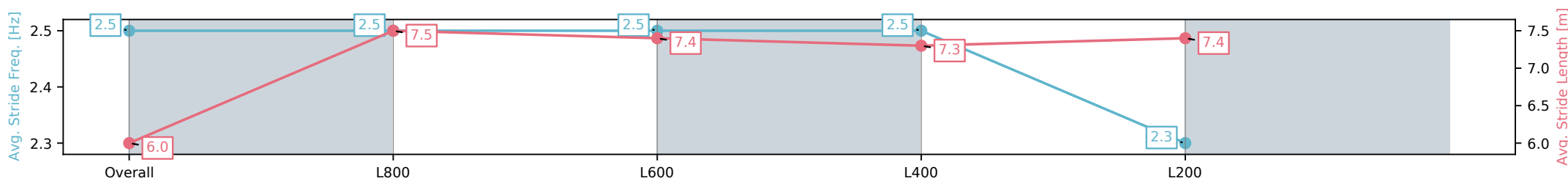
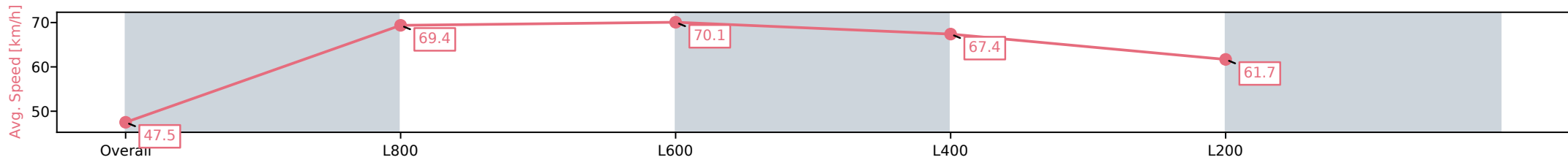
Thomas Farms RC Murray Bridge SA - Professional
 Race 1: Rural City Of Murray Bridge – Moorundi Classic - 900m



12 October 2024 - 11:58AM

Track Rating: Good 4, Weather: Fine, Rail Position: True

Section	Overall	L800	L600	L400	L200
Section Times	0:50.97 [1] (0:07.60)	0:43.37 [2] (0:10.47)	0:32.90 [2] (0:10.52)	0:22.38 [2] (0:10.72)	0:11.66 [2] (0:11.66)
Average Speed [km/h]	47.5	69.4	70.1	67.4	61.7
Top Speed [km/h]	66.0	70.7	71.1	70.4	66.0
Avg. Dist. to Rail [m]	4.5	4.1	5.5	7.1	6.2
Avg. Stride Freq. [Hz]	2.5	2.5	2.5	2.5	2.3
Avg. Stride Length [m]	6.0	7.5	7.4	7.3	7.4



- [] Ranking at each section and finish
- :-:- No data available at this section
- NA No data available

Horse/Jockey Name	MEISHO/Jason Holder
Finish Rank	2
Fastest Section Time (Section)	0:10.32 (L800)
Top Speed [km/h] (Section)	71.9 (Overall)
Race State	Finished



Thomas Farms RC Murray Bridge SA - Professional

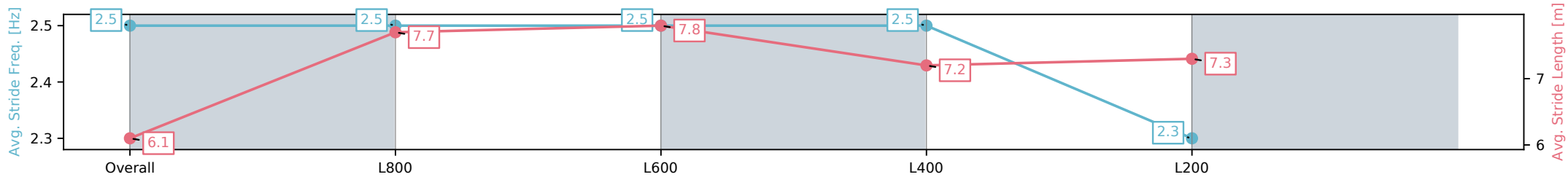
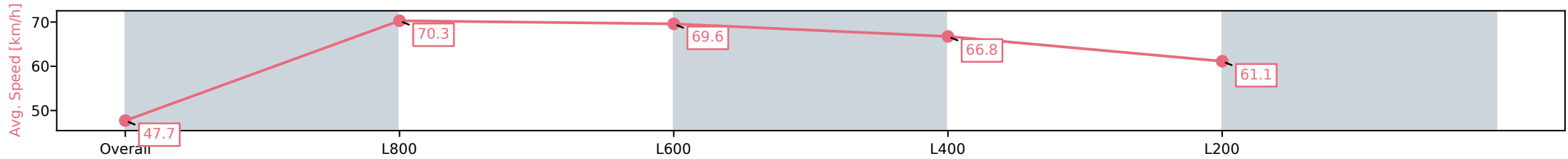
Race 1: Rural City Of Murray Bridge – Moorundi Classic - 900m



12 October 2024 - 11:58AM

Track Rating: Good 4, Weather: Fine, Rail Position: True

Section	Overall	L800	L600	L400	L200
Section Times	0:51.07 [2] (0:07.56)	0:43.51 [1] (0:10.32)	0:33.19 [1] (0:10.62)	0:22.57 [1] (0:10.81)	0:11.76 [1] (0:11.76)
Average Speed [km/h]	47.7	70.3	69.6	66.8	61.1
Top Speed [km/h]	67.0	71.9	70.5	68.3	64.3
Avg. Dist. to Rail [m]	2.0	2.6	5.7	6.8	7.6
Avg. Stride Freq. [Hz]	2.5	2.5	2.5	2.5	2.3
Avg. Stride Length [m]	6.1	7.7	7.8	7.2	7.3



[] Ranking at each section and finish
 -:-:- No data available at this section
 NA No data available

Horse/Jockey Name	HORSEBACK HEAVEN/Michael Heagney
Finish Rank	3
Fastest Section Time (Section)	0:10.61 (L800)
Top Speed [km/h] (Section)	70.8 (Overall)
Race State	Finished



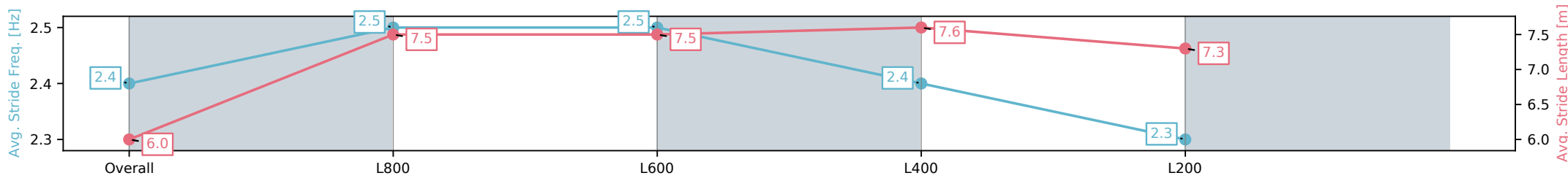
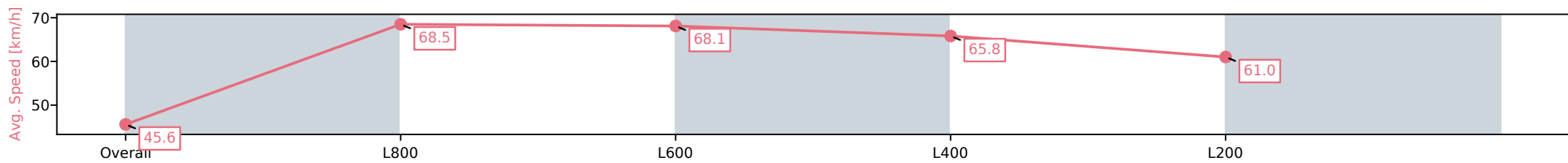
Thomas Farms RC Murray Bridge SA - Professional
 Race 1: Rural City Of Murray Bridge – Moorundi Classic - 900m



12 October 2024 - 11:58AM

Track Rating: Good 4, Weather: Fine, Rail Position: True

Section	Overall	L800	L600	L400	L200
Section Times	0:51.96 [3] (0:07.91)	0:44.05 [5] (0:10.61)	0:33.44 [4] (0:10.70)	0:22.74 [4] (0:10.94)	0:11.80 [3] (0:11.80)
Average Speed [km/h]	45.6	68.5	68.1	65.8	61.0
Top Speed [km/h]	65.1	70.8	69.9	67.7	63.7
Avg. Dist. to Rail [m]	5.7	3.9	2.9	4.7	5.4
Avg. Stride Freq. [Hz]	2.4	2.5	2.5	2.4	2.3
Avg. Stride Length [m]	6.0	7.5	7.5	7.6	7.3



[] Ranking at each section and finish
 -:-:- No data available at this section
 NA No data available

Horse/Jockey Name	STEEL TRAP/Margaret Collett
Finish Rank	4
Fastest Section Time (Section)	0:10.96 (L800)
Top Speed [km/h] (Section)	67.4 (Overall)
Race State	Finished



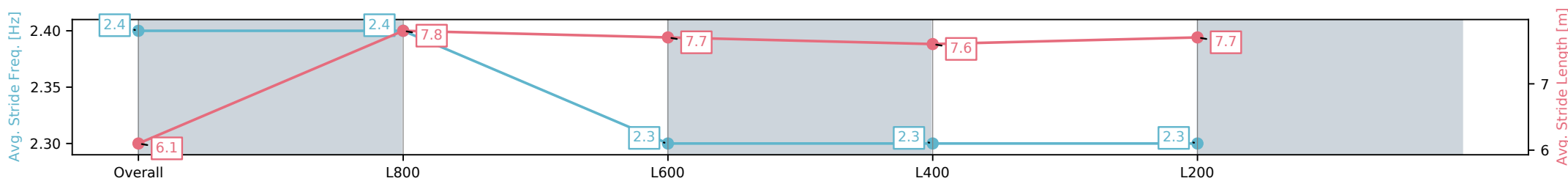
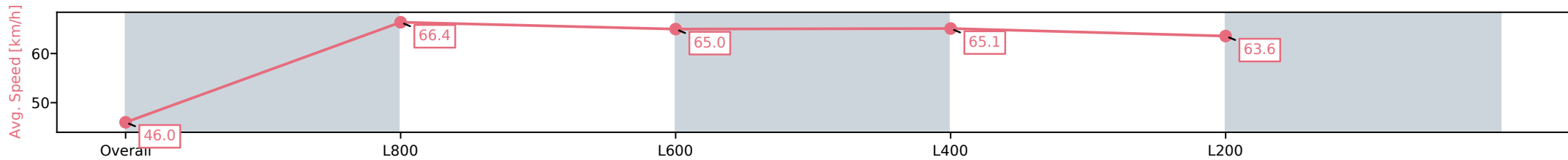
Thomas Farms RC Murray Bridge SA - Professional
Race 1: Rural City Of Murray Bridge – Moorundi Classic - 900m



12 October 2024 - 11:58AM

Track Rating: Good 4, Weather: Fine, Rail Position: True

Section	Overall	L800	L600	L400	L200
Section Times	0:52.45 [4] (0:07.84)	0:44.61 [3] (0:10.96)	0:33.65 [5] (0:11.27)	0:22.38 [5] (0:11.04)	0:11.34 [5] (0:11.34)
Average Speed [km/h]	46.0	66.4	65.0	65.1	63.6
Top Speed [km/h]	62.3	67.4	66.7	66.5	67.0
Avg. Dist. to Rail [m]	6.1	4.1	3.9	5.3	5.6
Avg. Stride Freq. [Hz]	2.4	2.4	2.3	2.3	2.3
Avg. Stride Length [m]	6.1	7.8	7.7	7.6	7.7



- [] Ranking at each section and finish
- :-:- No data available at this section
- NA No data available

Horse/Jockey Name	KELORIK/Owen Ridge
Finish Rank	5
Fastest Section Time (Section)	0:10.78 (L400)
Top Speed [km/h] (Section)	68.1 (L600)
Race State	Finished



Thomas Farms RC Murray Bridge SA - Professional

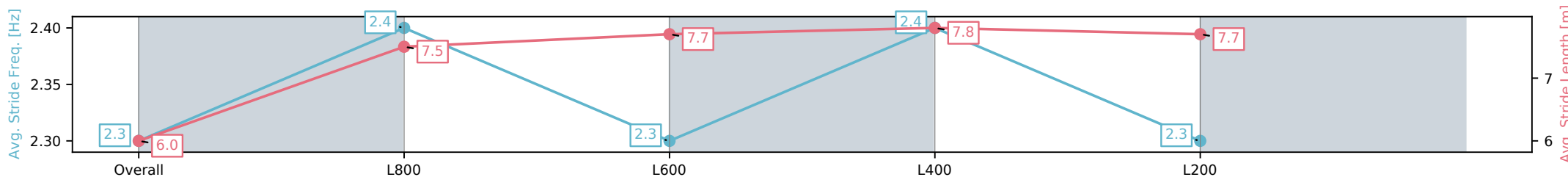
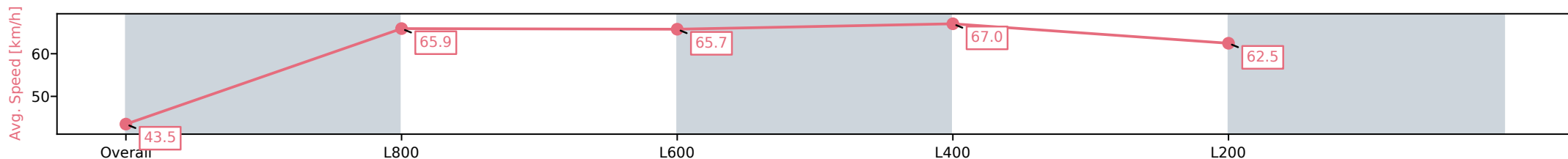
Race 1: Rural City Of Murray Bridge – Moorundi Classic - 900m



12 October 2024 - 11:58AM

Track Rating: Good 4, Weather: Fine, Rail Position: True

Section	Overall	L800	L600	L400	L200
Section Times	0:52.79 [5] (0:08.26)	0:44.53 [7] (0:11.06)	0:33.47 [7] (0:11.19)	0:22.28 [7] (0:10.78)	0:11.50 [6] (0:11.50)
Average Speed [km/h]	43.5	65.9	65.7	67.0	62.5
Top Speed [km/h]	62.9	67.3	68.0	68.1	66.2
Avg. Dist. to Rail [m]	3.6	4.4	5.1	7.5	8.0
Avg. Stride Freq. [Hz]	2.3	2.4	2.3	2.4	2.3
Avg. Stride Length [m]	6.0	7.5	7.7	7.8	7.7



- [] Ranking at each section and finish
- :-:- No data available at this section
- NA No data available

Horse/Jockey Name	JILL ON ICE/Stacey Metcalfe
Finish Rank	6
Fastest Section Time (Section)	0:10.47 (L800)
Top Speed [km/h] (Section)	70.6 (Overall)
Race State	Finished



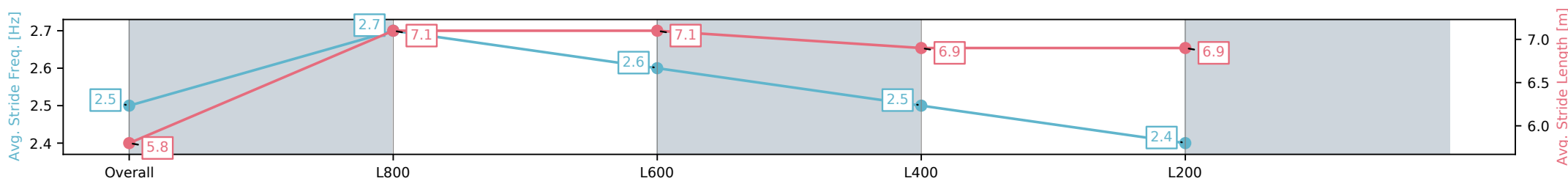
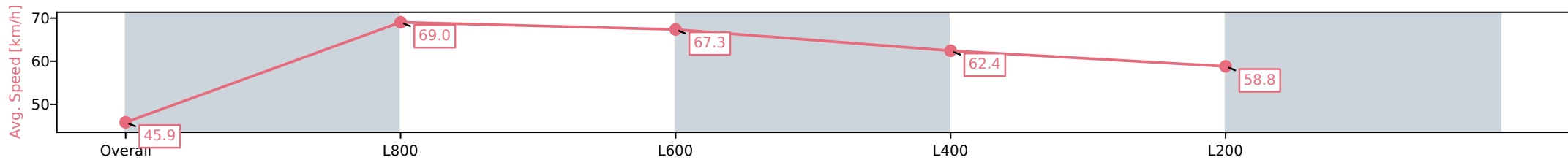
Thomas Farms RC Murray Bridge SA - Professional
 Race 1: Rural City Of Murray Bridge – Moorundi Classic - 900m



12 October 2024 - 11:58AM

Track Rating: Good 4, Weather: Fine, Rail Position: True

Section	Overall	L800	L600	L400	L200
Section Times	0:52.95 [6] (0:07.85)	0:45.10 [4] (0:10.47)	0:34.63 [3] (0:10.84)	0:23.79 [3] (0:11.55)	0:12.24 [4] (0:12.24)
Average Speed [km/h]	45.9	69.0	67.3	62.4	58.8
Top Speed [km/h]	65.2	70.6	68.7	64.8	60.6
Avg. Dist. to Rail [m]	0.7	1.2	3.7	5.8	4.4
Avg. Stride Freq. [Hz]	2.5	2.7	2.6	2.5	2.4
Avg. Stride Length [m]	5.8	7.1	7.1	6.9	6.9



- [] Ranking at each section and finish
- :-:- No data available at this section
- NA No data available

Horse/Jockey Name	NEVERENDS/Rochelle Milnes
Finish Rank	7
Fastest Section Time (Section)	0:10.99 (L800)
Top Speed [km/h] (Section)	67.3 (Overall)
Race State	Finished



Thomas Farms RC Murray Bridge SA - Professional

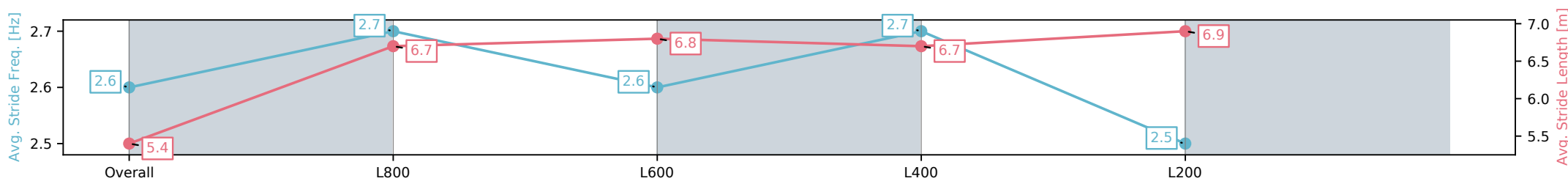
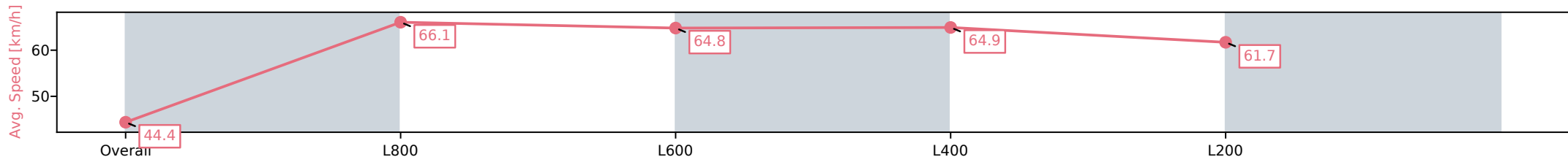
Race 1: Rural City Of Murray Bridge – Moorundi Classic - 900m

12 October 2024 - 11:58AM



Track Rating: Good 4, Weather: Fine, Rail Position: True

Section	Overall	L800	L600	L400	L200
Section Times	0:53.23 [7] (0:08.15)	0:45.08 [6] (0:10.99)	0:34.09 [6] (0:11.31)	0:22.78 [6] (0:11.09)	0:11.69 [7] (0:11.69)
Average Speed [km/h]	44.4	66.1	64.8	64.9	61.7
Top Speed [km/h]	63.0	67.3	66.7	66.7	63.3
Avg. Dist. to Rail [m]	1.4	3.8	4.2	5.3	5.1
Avg. Stride Freq. [Hz]	2.6	2.7	2.6	2.7	2.5
Avg. Stride Length [m]	5.4	6.7	6.8	6.7	6.9



- [] Ranking at each section and finish
- :-:- No data available at this section
- NA No data available