



RACINGSA

Thomas Farms RC Murray Bridge SA
Race 8: Thomas Farms Benchmark 58 Handicap - 1200m
18 September 2024 - 4:18PM



Murray Bridge
Racing Club

Track Rating: Good 4, Weather: Fine, Rail Position: +7m 1200m Chute, +10m Remainder

Table with columns: Section, Field Times, Position, #, Horse/Jockey, Barrier, Top Speed [km/h], Fastest Section, First 400m, Overall, L1000, L800, L600, L400, L200, Margin, Distance Travelled From Winner [m]. Rows 1-10 listing race participants and their performance metrics.

Scratched: The Ladies Man (#3)

- [] Position in running at each section and finish
Saddle cloth number
-:-:- No data available at this section
DNF Did not finish
NA No data available
DNT Did not track
Background shading for fastest section



RACINGSA

Thomas Farms RC Murray Bridge SA
Race 8: Thomas Farms Benchmark 58 Handicap - 1200m
18 September 2024 - 4:18PM



Murray Bridge
Racing Club

Track Rating: Good 4, Weather: Fine, Rail Position: +7m 1200m Chute, +10m Remainder

Section							Overall	L1000	L800	L600	L400	L200		
Field Times							1:12.77 (0:14.41)	0:58.36 (0:11.31)	0:47.05 (0:11.50)	0:35.55 (0:11.74)	0:23.81 (0:11.55)	0:12.26 (0:12.26)	Margin	Distance Travelled From Winner [m]
Position	#	Horse/Jockey	Barrier	Top Speed [km/h]	Fastest Section	First 400m								
11	1	LORD MORTON	5	65.4	0:11.30	0:25.71	1:14.74	1:00.32 [1]	0:49.02 [1]	0:37.52 [1]	0:25.71 [3]	0:13.50 [7]	12.3L	+0
		Dylan Caboche		1000-800	1000-800		(0:14.41)	(0:11.30)	(0:11.50)	(0:11.81)	(0:12.21)	(0:13.50)		
12	10	L'ESPERANCE ROCK	2	65.7	0:11.31	0:25.97	1:14.75	1:00.08 [4]	0:48.77 [4]	0:37.19 [4]	0:25.40 [4]	0:13.33 [12]	12.4L	-2
		Justin Potter		1000-800	1000-800		(0:14.66)	(0:11.31)	(0:11.57)	(0:11.79)	(0:12.07)	(0:13.33)		

Scratched: The Ladies Man (#3)

- [] Position in running at each section and finish
- #: Saddle cloth number
- :--- No data available at this section
- DNF Did not finish
- NA No data available
- DNT Did not track
- █ Background shading for fastest section

Horse/Jockey Name	DAWNBURST/Samuel Payne
Finish Rank	1
Fastest Section Time (Section)	0:11.23 (L400)
Top Speed [km/h] (Section)	66.0 (L1000)
Race State	Finished



Thomas Farms RC Murray Bridge SA - Professional

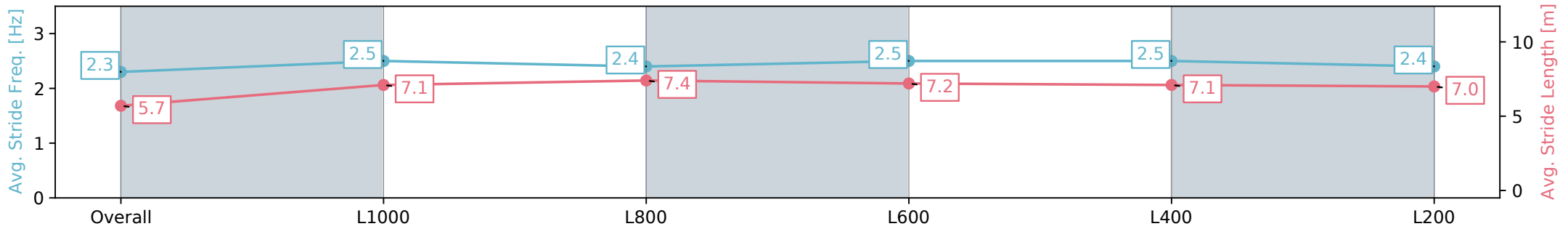
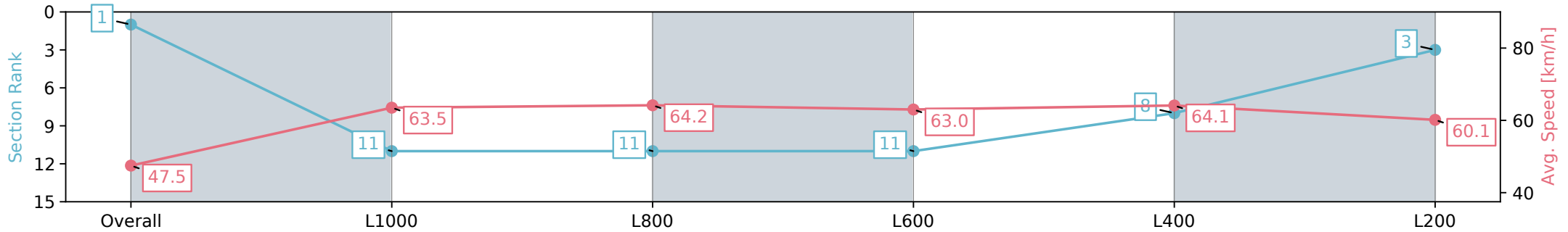
Race 8: Thomas Farms Benchmark 58 Handicap - 1200m

18 September 2024 - 4:18PM

Track Rating: Good 4, Weather: Fine, Rail Position: +7m 1200m
Chute, +10m Remainder



Section	Overall	L1000	L800	L600	L400	L200
Section Times	1:12.77 [1] (0:15.16)	0:57.61 [11] (0:11.34)	0:46.27 [11] (0:11.40)	0:34.87 [11] (0:11.69)	0:23.18 [8] (0:11.23)	0:11.95 [3] (0:11.95)
Average Speed [km/h]	47.5	63.5	64.2	63.0	64.1	60.1
Top Speed [km/h]	62.5	65.2	66.0	64.5	65.2	62.7
Avg. Dist. to Rail [m]	4.9	1.5	5.0	5.5	12.8	12.7
Avg. Stride Freq. [Hz]	2.3	2.5	2.4	2.5	2.5	2.4
Avg. Stride Length [m]	5.7	7.1	7.4	7.2	7.1	7.0



- [] Ranking at each section and finish
- :-:- No data available at this section
- NA No data available

Horse/Jockey Name	ABIT RATTLEY/Matthew Chadwick
Finish Rank	2
Fastest Section Time (Section)	0:11.31 (L1000)
Top Speed [km/h] (Section)	65.9 (L1000)
Race State	Finished



Thomas Farms RC Murray Bridge SA - Professional

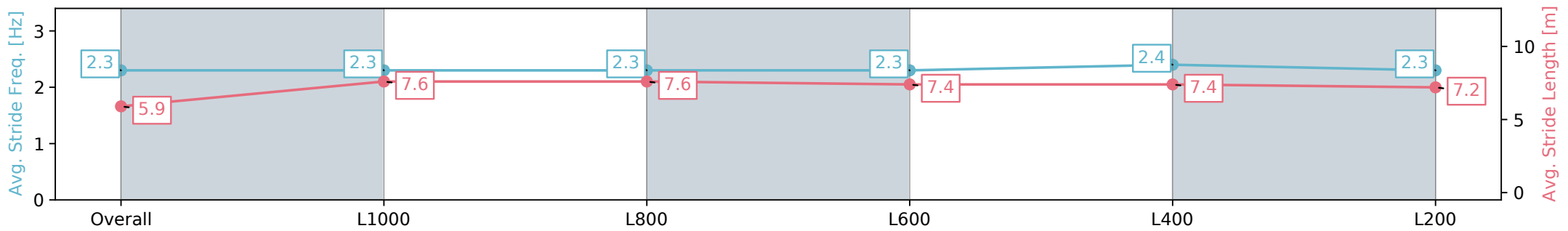
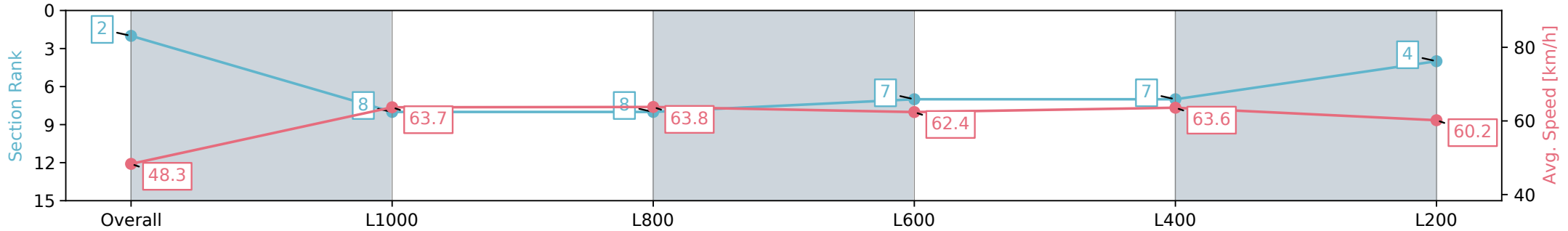
Race 8: Thomas Farms Benchmark 58 Handicap - 1200m

18 September 2024 - 4:18PM

Track Rating: Good 4, Weather: Fine, Rail Position: +7m 1200m
Chute, +10m Remainder



Section	Overall	L1000	L800	L600	L400	L200
Section Times	1:12.79 [2] (0:14.91)	0:57.88 [8] (0:11.31)	0:46.57 [8] (0:11.49)	0:35.08 [7] (0:11.80)	0:23.28 [7] (0:11.32)	0:11.96 [4] (0:11.96)
Average Speed [km/h]	48.3	63.7	63.8	62.4	63.6	60.2
Top Speed [km/h]	63.6	65.3	65.9	64.3	65.5	62.4
Avg. Dist. to Rail [m]	6.0	2.3	5.2	5.9	11.9	12.9
Avg. Stride Freq. [Hz]	2.3	2.3	2.3	2.3	2.4	2.3
Avg. Stride Length [m]	5.9	7.6	7.6	7.4	7.4	7.2



[] Ranking at each section and finish
 -:-:- No data available at this section
 NA No data available

Horse/Jockey Name	TUPOLEU/Todd Pannell
Finish Rank	3
Fastest Section Time (Section)	0:11.32 (L1000)
Top Speed [km/h] (Section)	66.0 (L1000)
Race State	Finished



Thomas Farms RC Murray Bridge SA - Professional

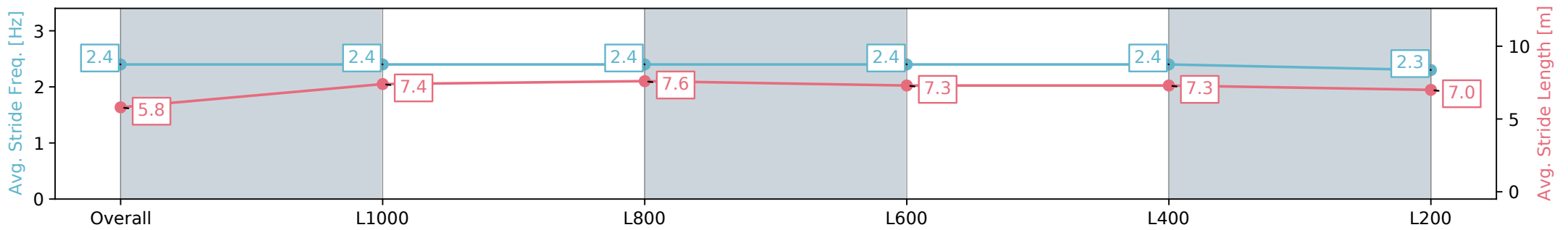
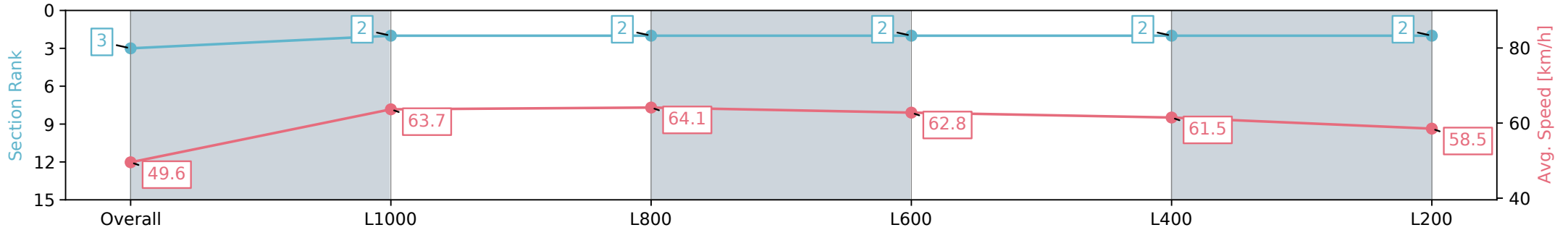
Race 8: Thomas Farms Benchmark 58 Handicap - 1200m

18 September 2024 - 4:18PM

Track Rating: Good 4, Weather: Fine, Rail Position: +7m 1200m
Chute, +10m Remainder



Section	Overall	L1000	L800	L600	L400	L200
Section Times	1:13.00 [3] (0:14.53)	0:58.47 [2] (0:11.32)	0:47.15 [2] (0:11.42)	0:35.73 [2] (0:11.70)	0:24.03 [2] (0:11.72)	0:12.31 [2] (0:12.31)
Average Speed [km/h]	49.6	63.7	64.1	62.8	61.5	58.5
Top Speed [km/h]	63.8	64.6	66.0	64.4	63.4	60.6
Avg. Dist. to Rail [m]	9.0	2.3	5.2	5.0	8.6	7.9
Avg. Stride Freq. [Hz]	2.4	2.4	2.4	2.4	2.4	2.3
Avg. Stride Length [m]	5.8	7.4	7.6	7.3	7.3	7.0



[] Ranking at each section and finish
 -:-:- No data available at this section
 NA No data available

Horse/Jockey Name	ALOHA BLUE/Teagan Voorham
Finish Rank	4
Fastest Section Time (Section)	0:11.28 (L1000)
Top Speed [km/h] (Section)	65.5 (L1000)
Race State	Finished



Thomas Farms RC Murray Bridge SA - Professional

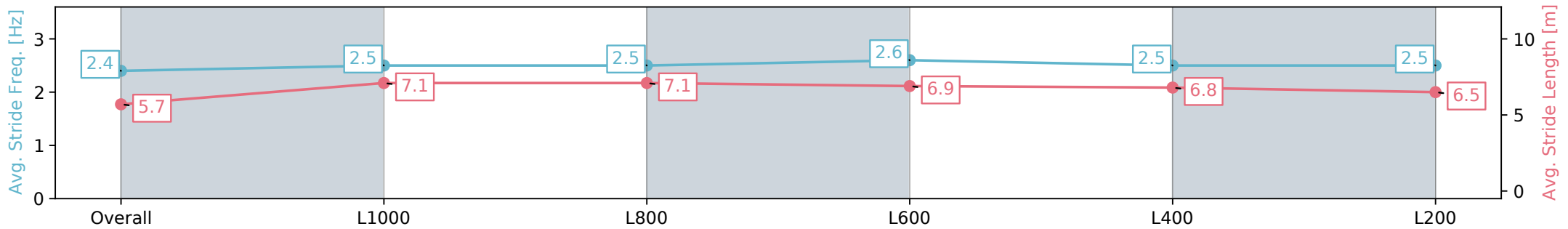
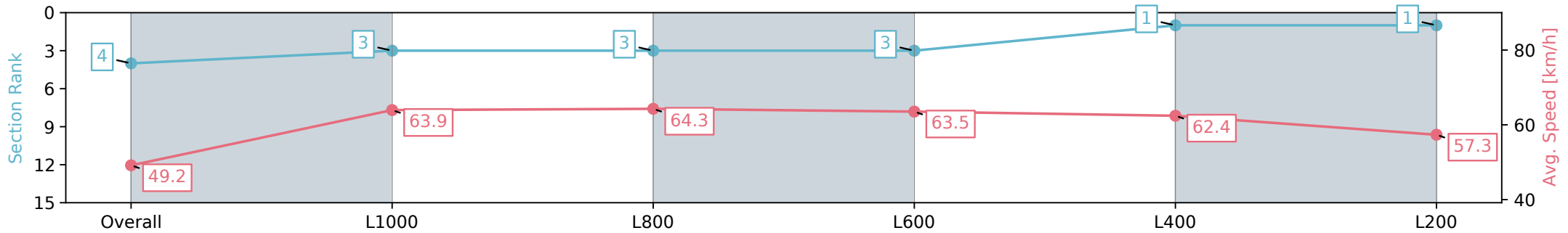
Race 8: Thomas Farms Benchmark 58 Handicap - 1200m

18 September 2024 - 4:18PM

Track Rating: Good 4, Weather: Fine, Rail Position: +7m 1200m
Chute, +10m Remainder



Section	Overall	L1000	L800	L600	L400	L200
Section Times	1:13.06 [4] (0:14.64)	0:58.42 [3] (0:11.28)	0:47.14 [3] (0:11.42)	0:35.72 [3] (0:11.61)	0:24.11 [1] (0:11.55)	0:12.56 [1] (0:12.56)
Average Speed [km/h]	49.2	63.9	64.3	63.5	62.4	57.3
Top Speed [km/h]	62.7	65.1	65.5	65.0	64.1	59.8
Avg. Dist. to Rail [m]	6.6	2.5	6.0	6.4	11.4	10.5
Avg. Stride Freq. [Hz]	2.4	2.5	2.5	2.6	2.5	2.5
Avg. Stride Length [m]	5.7	7.1	7.1	6.9	6.8	6.5



- [] Ranking at each section and finish
- :-:- No data available at this section
- NA No data available

Horse/Jockey Name	VALENTINA CHARM/Caitlyn Munro
Finish Rank	5
Fastest Section Time (Section)	0:11.27 (L400)
Top Speed [km/h] (Section)	65.1 (L1000)
Race State	Finished



Thomas Farms RC Murray Bridge SA - Professional

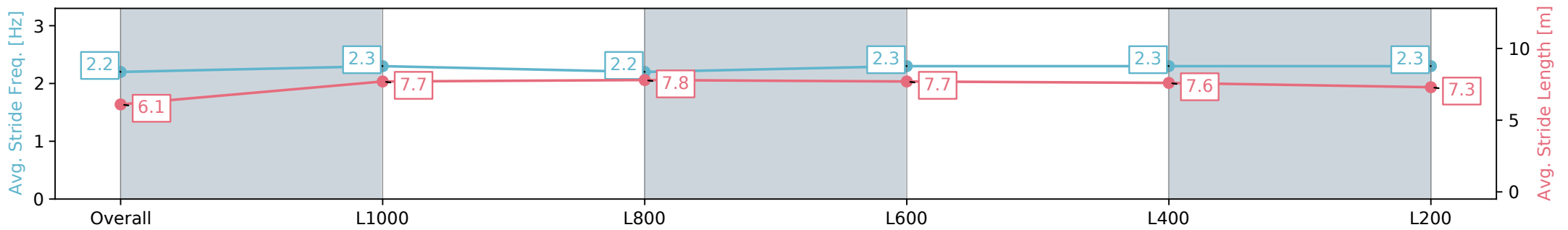
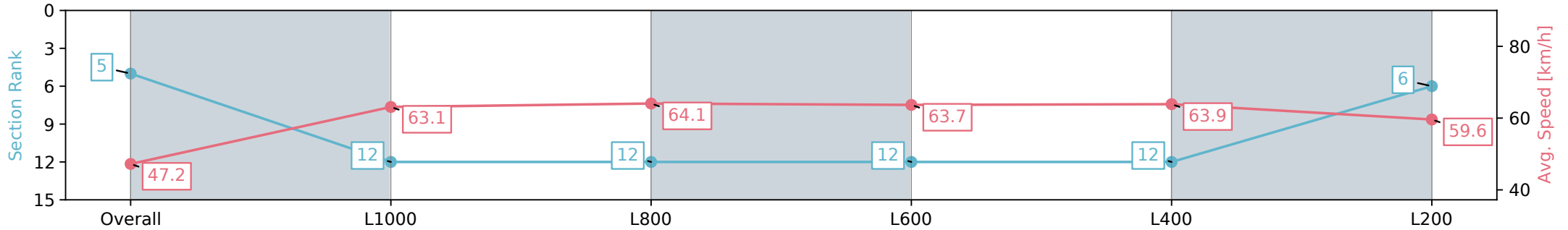
Race 8: Thomas Farms Benchmark 58 Handicap - 1200m

18 September 2024 - 4:18PM

Track Rating: Good 4, Weather: Fine, Rail Position: +7m 1200m
Chute, +10m Remainder



Section	Overall	L1000	L800	L600	L400	L200
Section Times	1:13.10 [5] (0:15.25)	0:57.85 [12] (0:11.43)	0:46.42 [12] (0:11.48)	0:34.94 [12] (0:11.57)	0:23.36 [12] (0:11.27)	0:12.09 [6] (0:12.09)
Average Speed [km/h]	47.2	63.1	64.1	63.7	63.9	59.6
Top Speed [km/h]	61.8	64.4	65.1	64.8	65.0	62.1
Avg. Dist. to Rail [m]	9.3	4.0	6.3	6.3	9.8	10.6
Avg. Stride Freq. [Hz]	2.2	2.3	2.2	2.3	2.3	2.3
Avg. Stride Length [m]	6.1	7.7	7.8	7.7	7.6	7.3



[] Ranking at each section and finish
 -:-:- No data available at this section
 NA No data available

Horse/Jockey Name	PLAISIR/Zoe Lloyd
Finish Rank	6
Fastest Section Time (Section)	0:11.26 (L1000)
Top Speed [km/h] (Section)	65.3 (Overall)
Race State	Finished



Thomas Farms RC Murray Bridge SA - Professional

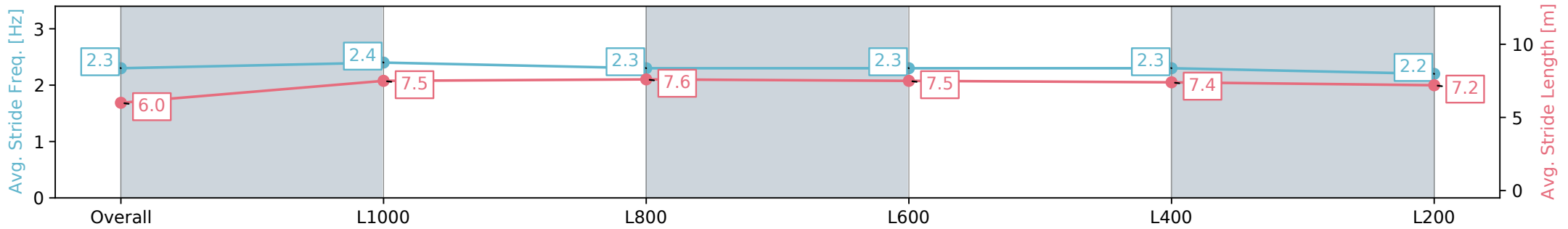
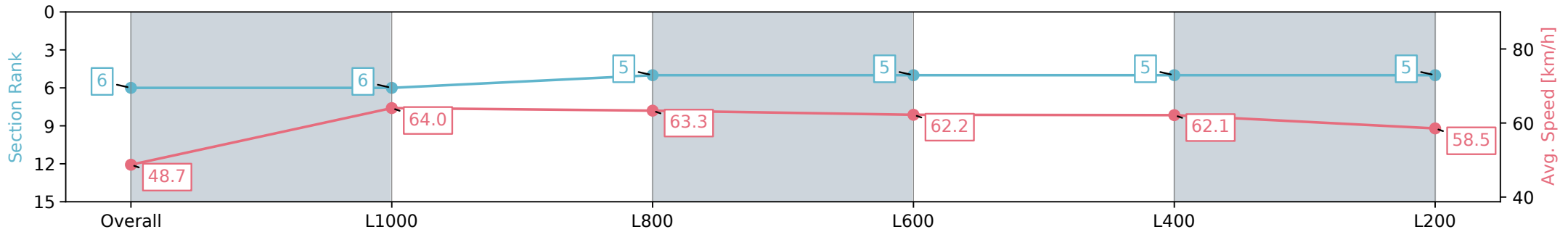
Race 8: Thomas Farms Benchmark 58 Handicap - 1200m

18 September 2024 - 4:18PM

Track Rating: Good 4, Weather: Fine, Rail Position: +7m 1200m
Chute, +10m Remainder



Section	Overall	L1000	L800	L600	L400	L200
Section Times	1:13.26 [6] (0:14.77)	0:58.49 [6] (0:11.26)	0:47.23 [5] (0:11.54)	0:35.69 [5] (0:11.79)	0:23.90 [5] (0:11.60)	0:12.30 [5] (0:12.30)
Average Speed [km/h]	48.7	64.0	63.3	62.2	62.1	58.5
Top Speed [km/h]	64.8	65.3	64.6	63.5	63.6	60.3
Avg. Dist. to Rail [m]	5.0	1.5	4.6	5.1	8.5	7.5
Avg. Stride Freq. [Hz]	2.3	2.4	2.3	2.3	2.3	2.2
Avg. Stride Length [m]	6.0	7.5	7.6	7.5	7.4	7.2



- [] Ranking at each section and finish
- :-:- No data available at this section
- NA No data available

Horse/Jockey Name	LIFT THE BAR/Dom Tourneur
Finish Rank	7
Fastest Section Time (Section)	0:11.28 (L1000)
Top Speed [km/h] (Section)	65.5 (L1000)
Race State	Finished



Thomas Farms RC Murray Bridge SA - Professional

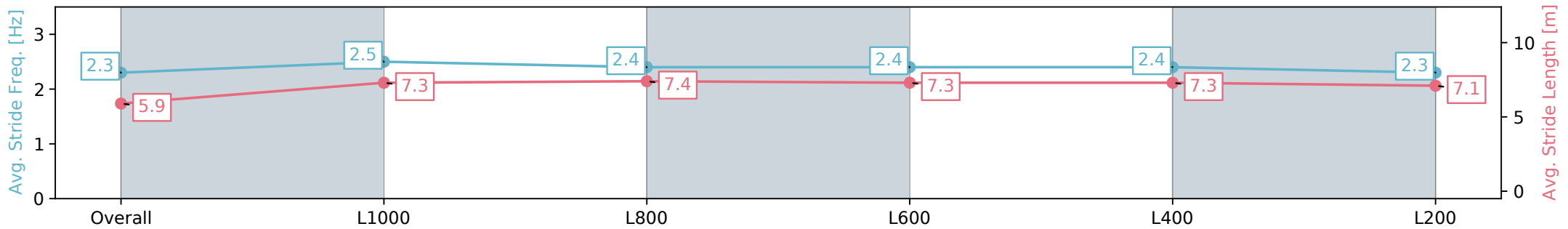
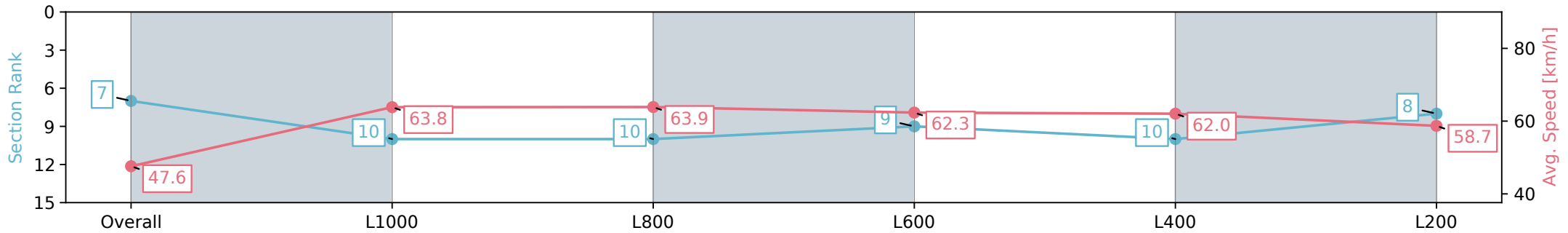
Race 8: Thomas Farms Benchmark 58 Handicap - 1200m

18 September 2024 - 4:18PM

Track Rating: Good 4, Weather: Fine, Rail Position: +7m 1200m
Chute, +10m Remainder



Section	Overall	L1000	L800	L600	L400	L200
Section Times	1:13.51 [7] (0:15.12)	0:58.39 [10] (0:11.28)	0:47.10 [10] (0:11.46)	0:35.64 [9] (0:11.75)	0:23.89 [10] (0:11.62)	0:12.27 [8] (0:12.27)
Average Speed [km/h]	47.6	63.8	63.9	62.3	62.0	58.7
Top Speed [km/h]	63.9	65.1	65.5	63.6	63.6	60.8
Avg. Dist. to Rail [m]	3.4	1.7	5.0	4.7	10.0	13.3
Avg. Stride Freq. [Hz]	2.3	2.5	2.4	2.4	2.4	2.3
Avg. Stride Length [m]	5.9	7.3	7.4	7.3	7.3	7.1



- [] Ranking at each section and finish
- :-:- No data available at this section
- NA No data available

Horse/Jockey Name	OUTPOST/Monika Wolanin
Finish Rank	8
Fastest Section Time (Section)	0:11.28 (L1000)
Top Speed [km/h] (Section)	65.1 (Overall)
Race State	Finished



Thomas Farms RC Murray Bridge SA - Professional

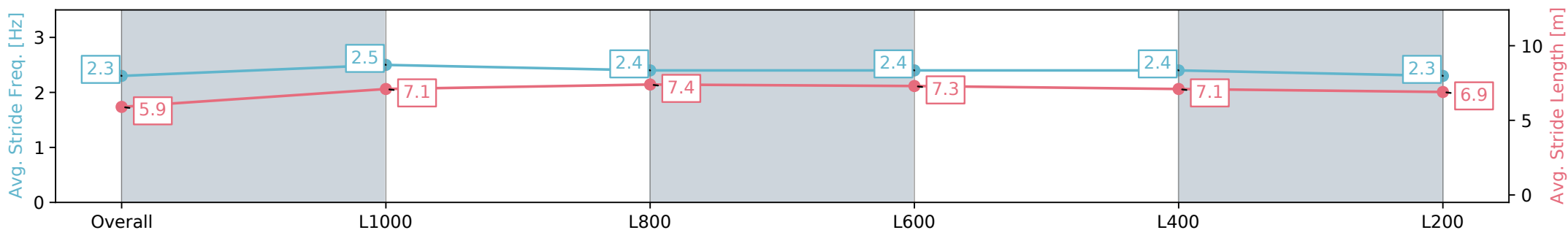
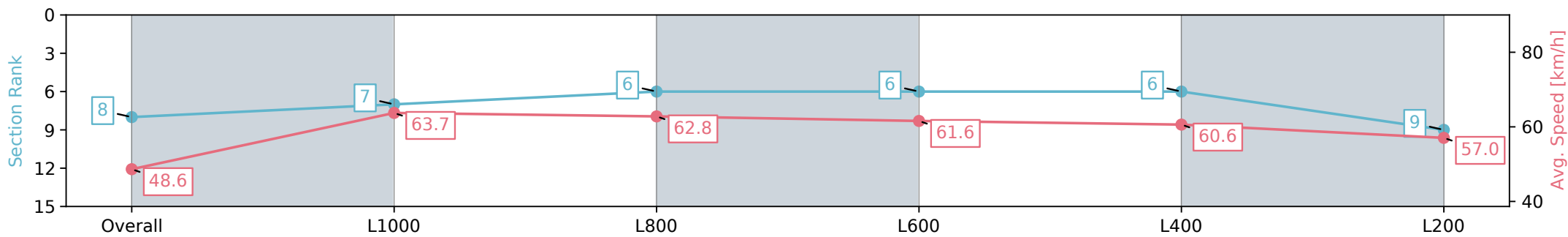
Race 8: Thomas Farms Benchmark 58 Handicap - 1200m

18 September 2024 - 4:18PM

Track Rating: Good 4, Weather: Fine, Rail Position: +7m 1200m
Chute, +10m Remainder



Section	Overall	L1000	L800	L600	L400	L200
Section Times	1:13.89 [8] (0:14.80)	0:59.09 [7] (0:11.28)	0:47.80 [6] (0:11.51)	0:36.29 [6] (0:11.77)	0:24.52 [6] (0:11.88)	0:12.64 [9] (0:12.64)
Average Speed [km/h]	48.6	63.7	62.8	61.6	60.6	57.0
Top Speed [km/h]	64.6	65.1	65.0	63.9	61.8	58.8
Avg. Dist. to Rail [m]	2.4	1.3	1.4	1.9	6.3	6.6
Avg. Stride Freq. [Hz]	2.3	2.5	2.4	2.4	2.4	2.3
Avg. Stride Length [m]	5.9	7.1	7.4	7.3	7.1	6.9



- [] Ranking at each section and finish
- :-:- No data available at this section
- NA No data available

Horse/Jockey Name	DIVINE FIRE/Sairyn Fawke
Finish Rank	9
Fastest Section Time (Section)	0:11.42 (L1000)
Top Speed [km/h] (Section)	65.4 (L1000)
Race State	Finished



Thomas Farms RC Murray Bridge SA - Professional

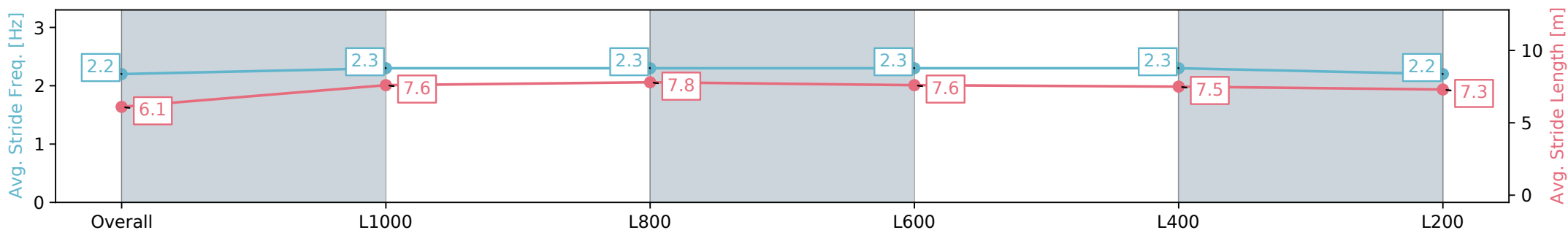
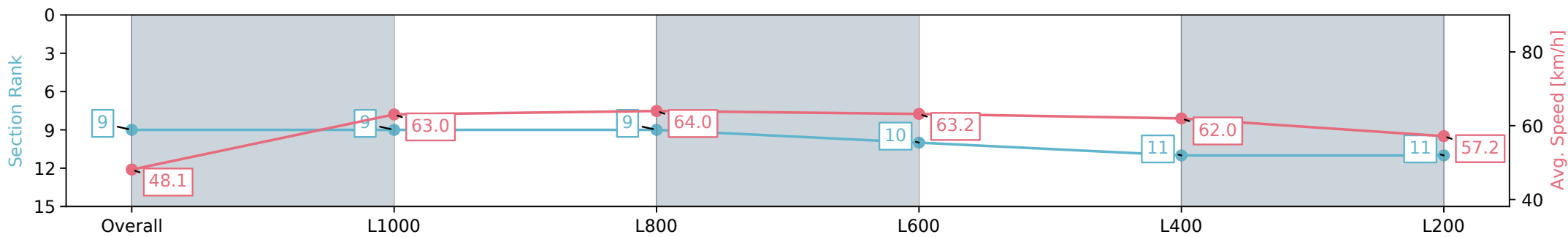
Race 8: Thomas Farms Benchmark 58 Handicap - 1200m

18 September 2024 - 4:18PM

Track Rating: Good 4, Weather: Fine, Rail Position: +7m 1200m
Chute, +10m Remainder



Section	Overall	L1000	L800	L600	L400	L200
Section Times	1:13.90 [9] (0:14.98)	0:58.92 [9] (0:11.42)	0:47.50 [9] (0:11.50)	0:36.00 [10] (0:11.81)	0:24.19 [11] (0:11.61)	0:12.58 [11] (0:12.57)
Average Speed [km/h]	48.1	63.0	64.0	63.2	62.0	57.2
Top Speed [km/h]	63.8	65.1	65.4	64.0	63.9	59.7
Avg. Dist. to Rail [m]	7.6	2.8	6.3	8.4	14.1	13.9
Avg. Stride Freq. [Hz]	2.2	2.3	2.3	2.3	2.3	2.2
Avg. Stride Length [m]	6.1	7.6	7.8	7.6	7.5	7.3



- [] Ranking at each section and finish
- :-:- No data available at this section
- NA No data available

Horse/Jockey Name	CAPTAIN JOOLIAN/Kayla Crowther
Finish Rank	10
Fastest Section Time (Section)	0:11.45 (L1000)
Top Speed [km/h] (Section)	65.0 (L1000)
Race State	Finished



Thomas Farms RC Murray Bridge SA - Professional

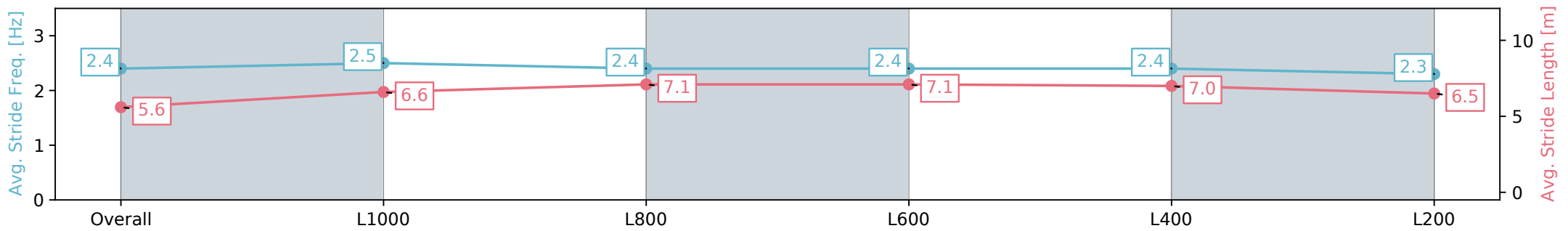
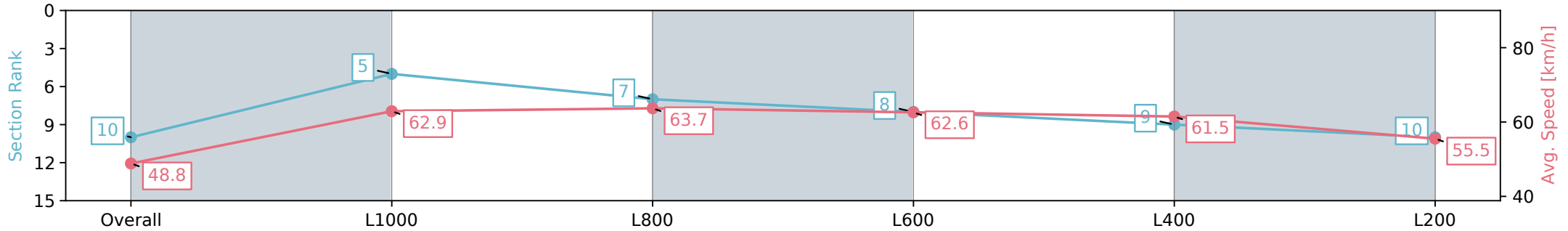
Race 8: Thomas Farms Benchmark 58 Handicap - 1200m

18 September 2024 - 4:18PM

Track Rating: Good 4, Weather: Fine, Rail Position: +7m 1200m Chute, +10m Remainder



Section	Overall	L1000	L800	L600	L400	L200
Section Times	1:14.25 [10] (0:14.73)	0:59.52 [5] (0:11.45)	0:48.07 [7] (0:11.57)	0:36.49 [8] (0:11.84)	0:24.65 [9] (0:11.71)	0:12.94 [10] (0:12.94)
Average Speed [km/h]	48.8	62.9	63.7	62.6	61.5	55.5
Top Speed [km/h]	63.5	64.4	65.0	63.4	63.4	59.3
Avg. Dist. to Rail [m]	10.1	3.6	6.2	7.4	12.5	12.6
Avg. Stride Freq. [Hz]	2.4	2.5	2.4	2.4	2.4	2.3
Avg. Stride Length [m]	5.6	6.6	7.1	7.1	7.0	6.5



- [] Ranking at each section and finish
- :-:- No data available at this section
- NA No data available

Horse/Jockey Name	LORD MORTON/Dylan Caboche
Finish Rank	11
Fastest Section Time (Section)	0:11.30 (L1000)
Top Speed [km/h] (Section)	65.4 (L1000)
Race State	Finished



Thomas Farms RC Murray Bridge SA - Professional

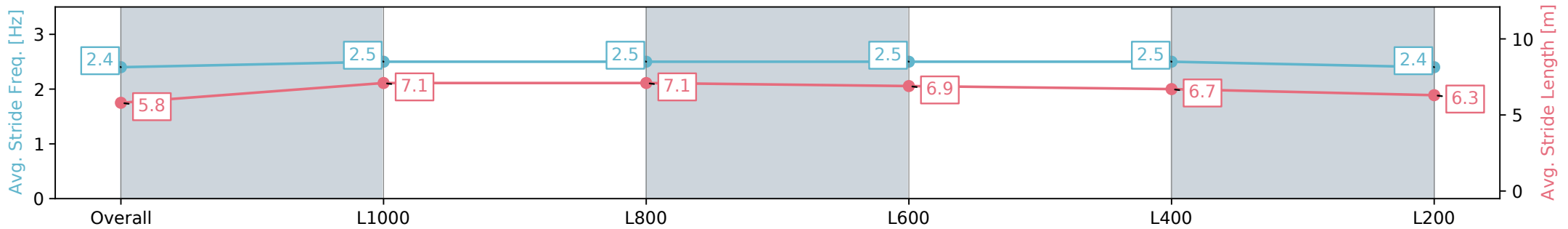
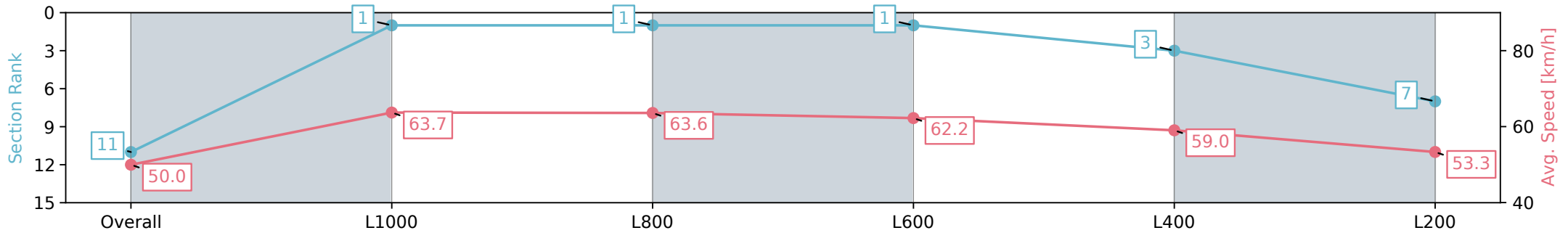
Race 8: Thomas Farms Benchmark 58 Handicap - 1200m

18 September 2024 - 4:18PM

Track Rating: Good 4, Weather: Fine, Rail Position: +7m 1200m
Chute, +10m Remainder



Section	Overall	L1000	L800	L600	L400	L200
Section Times	1:14.73 [11] (0:14.41)	1:00.32 [1] (0:11.30)	0:49.02 [1] (0:11.50)	0:37.52 [1] (0:11.81)	0:25.71 [3] (0:12.21)	0:13.50 [7] (0:13.50)
Average Speed [km/h]	50.0	63.7	63.6	62.2	59.0	53.3
Top Speed [km/h]	64.1	65.0	65.4	63.4	62.7	56.4
Avg. Dist. to Rail [m]	5.4	1.2	4.4	5.3	8.0	8.5
Avg. Stride Freq. [Hz]	2.4	2.5	2.5	2.5	2.5	2.4
Avg. Stride Length [m]	5.8	7.1	7.1	6.9	6.7	6.3



- [] Ranking at each section and finish
- :-:- No data available at this section
- NA No data available

Horse/Jockey Name	L'ESPERANCE ROCK/Justin Potter
Finish Rank	12
Fastest Section Time (Section)	0:11.31 (L1000)
Top Speed [km/h] (Section)	65.7 (L1000)
Race State	Finished



Thomas Farms RC Murray Bridge SA - Professional

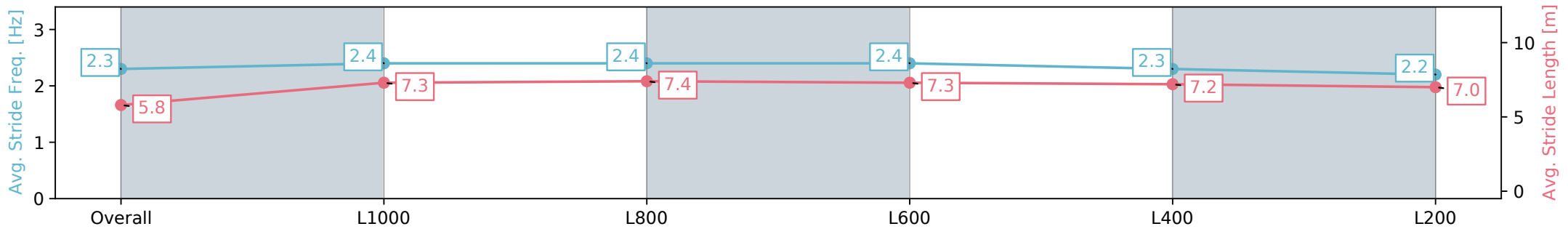
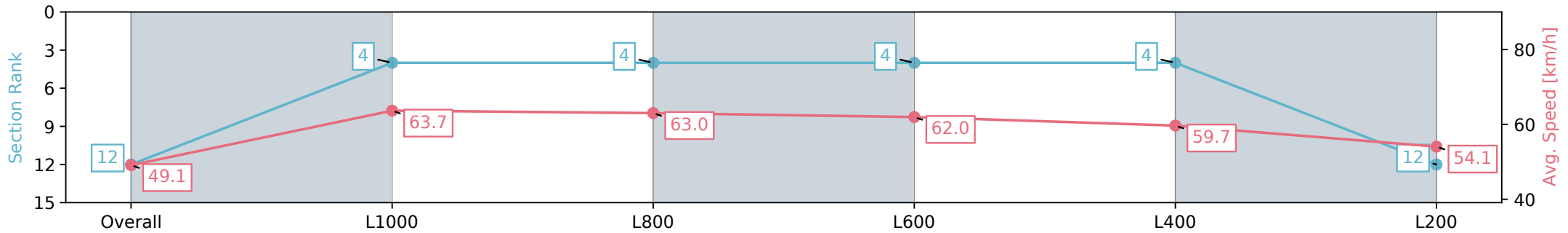
Race 8: Thomas Farms Benchmark 58 Handicap - 1200m

18 September 2024 - 4:18PM

Track Rating: Good 4, Weather: Fine, Rail Position: +7m 1200m
Chute, +10m Remainder



Section	Overall	L1000	L800	L600	L400	L200
Section Times	1:14.74 [12] (0:14.66)	1:00.08 [4] (0:11.31)	0:48.77 [4] (0:11.57)	0:37.19 [4] (0:11.79)	0:25.40 [4] (0:12.07)	0:13.33 [12] (0:13.33)
Average Speed [km/h]	49.1	63.7	63.0	62.0	59.7	54.1
Top Speed [km/h]	63.7	64.5	65.7	63.4	62.3	56.8
Avg. Dist. to Rail [m]	3.5	0.7	3.5	4.2	6.8	7.6
Avg. Stride Freq. [Hz]	2.3	2.4	2.4	2.4	2.3	2.2
Avg. Stride Length [m]	5.8	7.3	7.4	7.3	7.2	7.0



- [] Ranking at each section and finish
- :-:- No data available at this section
- NA No data available