



RACINGSA

Thomas Farms RC Murray Bridge SA

Race 7: Dutton's Easy to do Business with!! Benchmark 56 Handicap - 900m

18 September 2024 - 3:41PM



Murray Bridge
Racing Club

Track Rating: Good 4, Weather: Fine, Rail Position: +7m 1200m Chute, +10m Remainder

Section	Overall	L800	L600	L400	L200
Field Times	0:54.03 (0:08.99)	0:45.04 (0:10.98)	0:34.06 (0:11.13)	0:22.93 (0:11.07)	0:11.85 (0:11.85)

Position	#	Horse/Jockey	Barrier	Top Speed [km/h]	Fastest Section	First 400m	Overall	L800	L600	L400	L200	Margin	Distance Travelled From Winner [m]
1	1	MINTULEE Taylor Johnstone	8	66.8 600-400	0:10.93 400-200	0:25.67	0:54.03 (0:09.05)	0:44.98 [3] (0:11.05)	0:33.93 [4] (0:11.14)	0:22.79 [4] (0:10.93)	0:11.86 [1] (0:11.86)	0:54.03	
2	4	BEAUTY BOUND Kayla Crowther	5	66.8 800-600	0:10.97 400-200	0:25.95	0:54.05 (0:09.09)	0:44.96 [4] (0:11.36)	0:33.60 [10] (0:11.04)	0:22.56 [10] (0:10.97)	0:11.59 [5] (0:11.59)	0.2L	-1
3	6	TRULY ELSA Justin Potter	10	67.6 800-600	0:10.94 400-200	0:25.85	0:54.14 (0:09.22)	0:44.92 [9] (0:11.09)	0:33.83 [8] (0:11.00)	0:22.83 [6] (0:10.94)	0:11.89 [2] (0:11.89)	0.7L	+2
4	7	IN LOVE Anna Jordsjo	9	68.0 1000-800	0:11.07 400-200	0:25.80	0:54.43 (0:09.03)	0:45.40 [2] (0:11.15)	0:34.25 [5] (0:11.19)	0:23.06 [8] (0:11.07)	0:11.99 [4] (0:11.99)	2.5L	+4
5	9	SPIRITUAL GAL Margaret Collett	7	66.9 1000-800	0:10.99 800-600	0:25.59	0:54.45 (0:08.98)	0:45.47 [1] (0:10.99)	0:34.48 [1] (0:11.13)	0:23.35 [1] (0:11.18)	0:12.17 [3] (0:12.17)	2.7L	-1
6	8	ONE SKY ABOVE US Polly Brewster	4	67.4 1000-800	0:11.06 600-400	0:25.75	0:54.50 (0:09.11)	0:45.39 [6] (0:11.13)	0:34.26 [6] (0:11.06)	0:23.20 [5] (0:11.24)	0:11.96 [7] (0:11.96)	2.9L	-1
7	5	THE PLASTICS Brooke King	3	66.7 800-600	0:11.00 600-400	0:25.84	0:54.50 (0:09.26)	0:45.24 [10] (0:11.16)	0:34.08 [9] (0:11.00)	0:23.08 [9] (0:11.23)	0:11.85 [9] (0:11.85)	3.0L	-4
8	12	ABAN Jade Doyle	6	67.2 800-600	0:10.97 400-200	0:26.36	0:54.52 (0:09.16)	0:45.36 [8] (0:11.51)	0:33.85 [12] (0:11.15)	0:22.70 [12] (0:10.97)	0:11.73 [11] (0:11.73)	3.1L	+1
9	3	OUR SELECTION Stacey Metcalfe	12	67.5 1000-800	0:10.99 800-600	0:26.08	0:54.55 (0:09.53)	0:45.02 [12] (0:10.99)	0:34.03 [11] (0:11.02)	0:23.01 [11] (0:11.08)	0:11.93 [8] (0:11.93)	3.3L	+1
10	10	PRETTY RELIABLE Jason Holder	2	67.4 1000-800	0:10.90 800-600	0:25.56	0:54.92 (0:09.10)	0:45.82 [5] (0:10.90)	0:34.92 [2] (0:11.13)	0:23.79 [3] (0:11.40)	0:12.39 [6] (0:12.39)	5.6L	-2

- [] Position in running at each section and finish
- #: Saddle cloth number
- No data available at this section
- DNF Did not finish
- NA No data available
- DNT Did not track
- █ Background shading for fastest section



RACINGSA

Thomas Farms RC Murray Bridge SA

Race 7: Dutton's Easy to do Business with!! Benchmark 56 Handicap - 900m

18 September 2024 - 3:41PM

Track Rating: Good 4, Weather: Fine, Rail Position: +7m 1200m Chute, +10m Remainder



Murray Bridge
Racing Club

Section	Overall	L800	L600	L400	L200
Field Times	0:54.03 (0:08.99)	0:45.04 (0:10.98)	0:34.06 (0:11.13)	0:22.93 (0:11.07)	0:11.85 (0:11.85)

Position	#	Horse/Jockey	Barrier	Top Speed [km/h]	Fastest Section	First 400m	Overall	L800	L600	L400	L200	Margin	Distance Travelled From Winner [m]
11	11	MY RICH BOY	11	68.9	0:10.85	0:25.82	0:55.63	0:46.19 [11]	0:35.34 [7]	0:24.28 [7]	0:12.87 [10]	0.0L	+4
		Teagan Voorham		1000-800	800-600		(0:09.44)	(0:10.85)	(0:11.06)	(0:11.41)	(0:12.87)		
12	2	THE STING	1	68.0	0:10.92	0:25.56	0:55.88	0:46.76 [7]	0:35.84 [3]	0:24.75 [2]	0:12.89 [12]	11.6L	-4
		Monika Wolanin		1000-800	800-600		(0:09.12)	(0:10.92)	(0:11.09)	(0:11.86)	(0:12.89)		

- [] Position in running at each section and finish
- #: Saddle cloth number
- :--- No data available at this section
- DNF Did not finish
- NA No data available
- DNT Did not track
- █ Background shading for fastest section

Horse/Jockey Name	MINTULEE/Taylor Johnstone
Finish Rank	1
Fastest Section Time (Section)	0:10.93 (L400)
Top Speed [km/h] (Section)	66.8 (L600)
Race State	Finished



Thomas Farms RC Murray Bridge SA - Professional

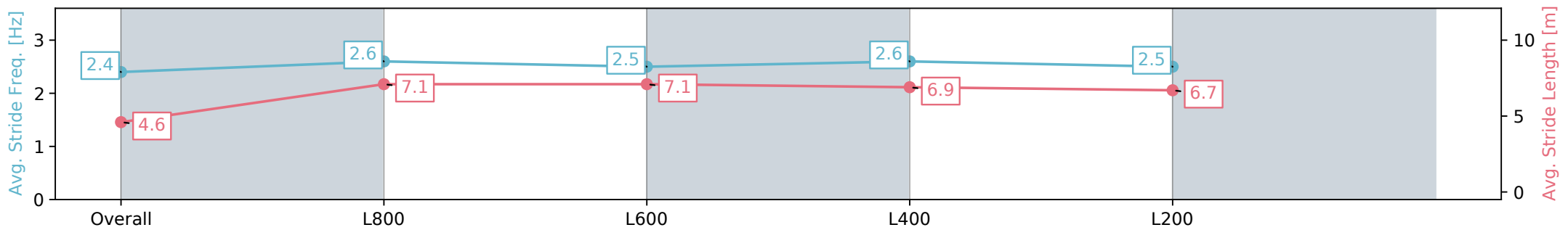
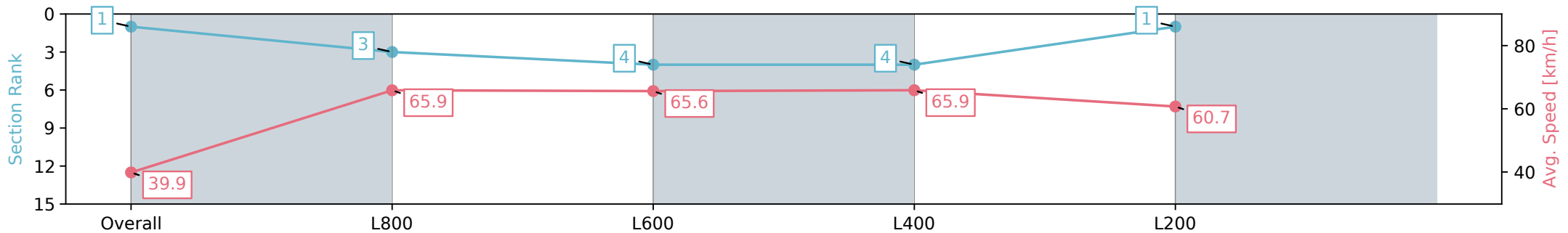
Race 7: Dutton's Easy to do Business with!! Benchmark 56 Handicap - 900m

18 September 2024 - 3:41PM

Track Rating: Good 4, Weather: Fine, Rail Position: +7m 1200m Chute, +10m Remainder



Section	Overall	L800	L600	L400	L200
Section Times	0:54.03 [1] (0:09.05)	0:44.98 [3] (0:11.05)	0:33.93 [4] (0:11.14)	0:22.79 [4] (0:10.93)	0:11.86 [1] (0:11.86)
Average Speed [km/h]	39.9	65.9	65.6	65.9	60.7
Top Speed [km/h]	63.2	66.7	66.6	66.8	63.1
Avg. Dist. to Rail [m]	5.5	4.0	3.4	5.5	5.6
Avg. Stride Freq. [Hz]	2.4	2.6	2.5	2.6	2.5
Avg. Stride Length [m]	4.6	7.1	7.1	6.9	6.7



- [] Ranking at each section and finish
- :-:- No data available at this section
- NA No data available

Horse/Jockey Name	BEAUTY BOUND/Kayla Crowther
Finish Rank	2
Fastest Section Time (Section)	0:10.97 (L400)
Top Speed [km/h] (Section)	66.8 (L800)
Race State	Finished



Thomas Farms RC Murray Bridge SA - Professional

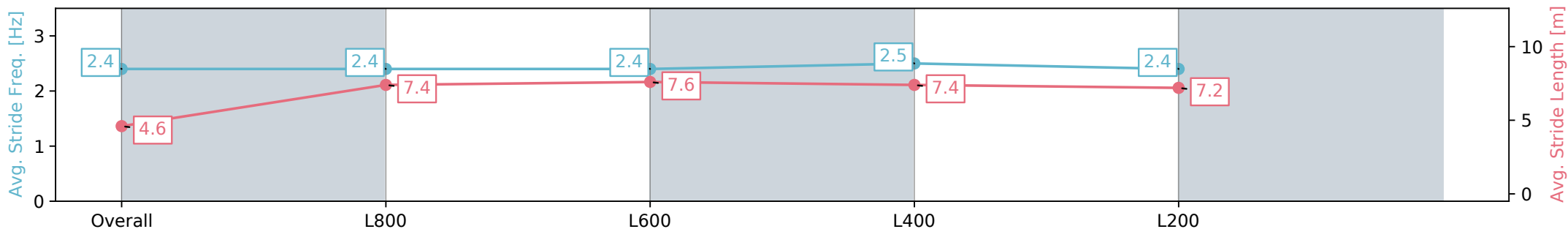
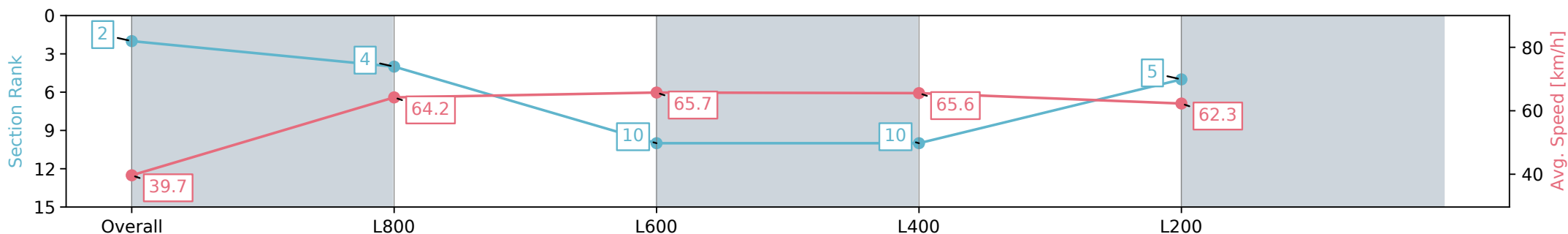
Race 7: Dutton's Easy to do Business with!! Benchmark 56 Handicap - 900m

18 September 2024 - 3:41PM

Track Rating: Good 4, Weather: Fine, Rail Position: +7m 1200m Chute, +10m Remainder



Section	Overall	L800	L600	L400	L200
Section Times	0:54.05 [2] (0:09.09)	0:44.96 [4] (0:11.36)	0:33.60 [10] (0:11.04)	0:22.56 [10] (0:10.97)	0:11.59 [5] (0:11.59)
Average Speed [km/h]	39.7	64.2	65.7	65.6	62.3
Top Speed [km/h]	62.9	65.9	66.8	66.4	64.2
Avg. Dist. to Rail [m]	3.7	4.0	2.3	4.6	5.2
Avg. Stride Freq. [Hz]	2.4	2.4	2.4	2.5	2.4
Avg. Stride Length [m]	4.6	7.4	7.6	7.4	7.2



- [] Ranking at each section and finish
- :-:- No data available at this section
- NA No data available

Horse/Jockey Name	TRULY ELSA/Justin Potter
Finish Rank	3
Fastest Section Time (Section)	0:10.94 (L400)
Top Speed [km/h] (Section)	67.6 (L800)
Race State	Finished



Thomas Farms RC Murray Bridge SA - Professional

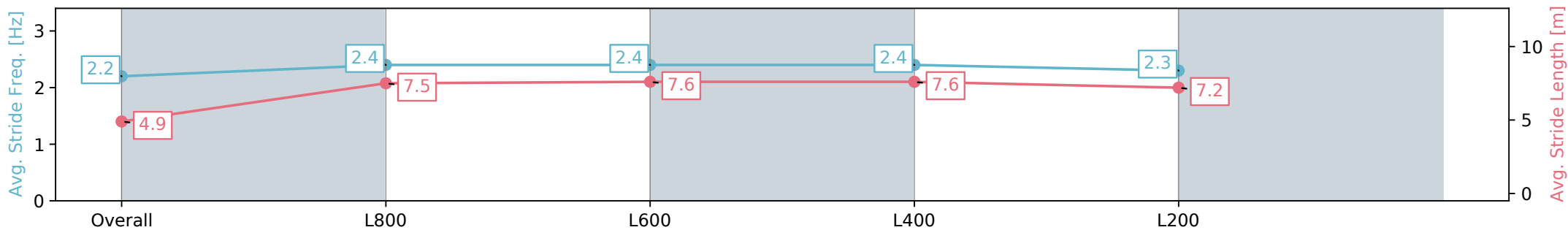
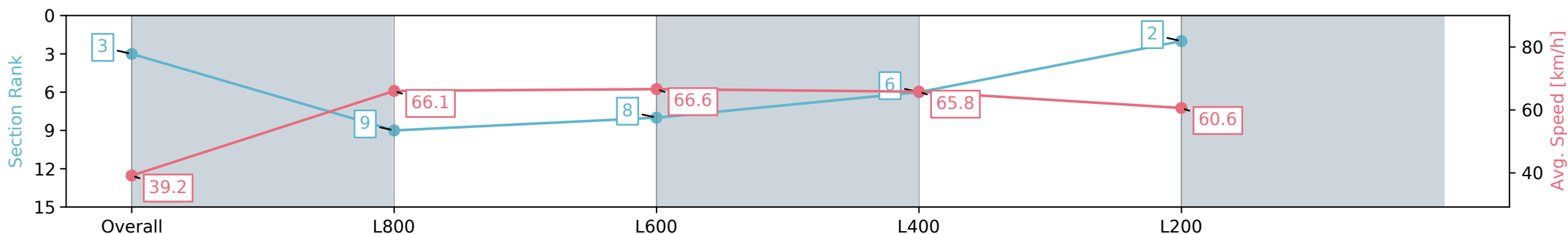
Race 7: Dutton's Easy to do Business with!! Benchmark 56 Handicap - 900m

18 September 2024 - 3:41PM

Track Rating: Good 4, Weather: Fine, Rail Position: +7m 1200m Chute, +10m Remainder



Section	Overall	L800	L600	L400	L200
Section Times	0:54.14 [3] (0:09.22)	0:44.92 [9] (0:11.09)	0:33.83 [8] (0:11.00)	0:22.83 [6] (0:10.94)	0:11.89 [2] (0:11.89)
Average Speed [km/h]	39.2	66.1	66.6	65.8	60.6
Top Speed [km/h]	63.2	67.2	67.6	67.2	64.7
Avg. Dist. to Rail [m]	7.5	5.8	4.5	7.1	7.3
Avg. Stride Freq. [Hz]	2.2	2.4	2.4	2.4	2.3
Avg. Stride Length [m]	4.9	7.5	7.6	7.6	7.2



- [] Ranking at each section and finish
- :-:- No data available at this section
- NA No data available

Horse/Jockey Name	IN LOVE/Anna Jordsjo
Finish Rank	4
Fastest Section Time (Section)	0:11.07 (L400)
Top Speed [km/h] (Section)	68.0 (Overall)
Race State	Finished



Thomas Farms RC Murray Bridge SA - Professional

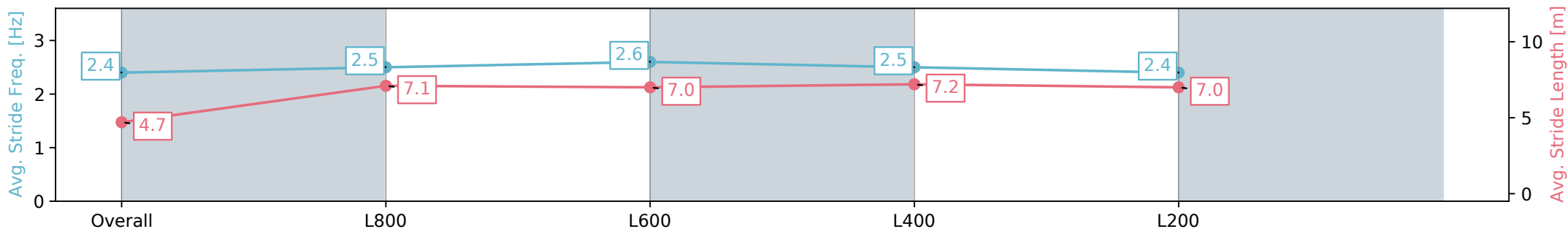
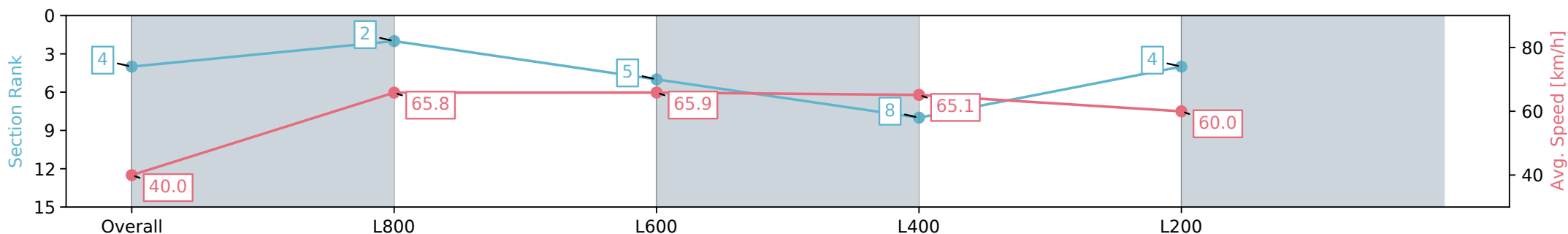
Race 7: Dutton's Easy to do Business with!! Benchmark 56 Handicap - 900m

18 September 2024 - 3:41PM

Track Rating: Good 4, Weather: Fine, Rail Position: +7m 1200m Chute, +10m Remainder



Section	Overall	L800	L600	L400	L200
Section Times	0:54.43 [4] (0:09.03)	0:45.40 [2] (0:11.15)	0:34.25 [5] (0:11.19)	0:23.06 [8] (0:11.07)	0:11.99 [4] (0:11.99)
Average Speed [km/h]	40.0	65.8	65.9	65.1	60.0
Top Speed [km/h]	62.6	68.0	67.7	66.9	62.7
Avg. Dist. to Rail [m]	6.7	5.9	6.1	9.4	10.0
Avg. Stride Freq. [Hz]	2.4	2.5	2.6	2.5	2.4
Avg. Stride Length [m]	4.7	7.1	7.0	7.2	7.0



- [] Ranking at each section and finish
- :-:- No data available at this section
- NA No data available

Horse/Jockey Name	SPIRITUAL GAL/Margaret Collett
Finish Rank	5
Fastest Section Time (Section)	0:10.99 (L800)
Top Speed [km/h] (Section)	66.9 (Overall)
Race State	Finished



Thomas Farms RC Murray Bridge SA - Professional

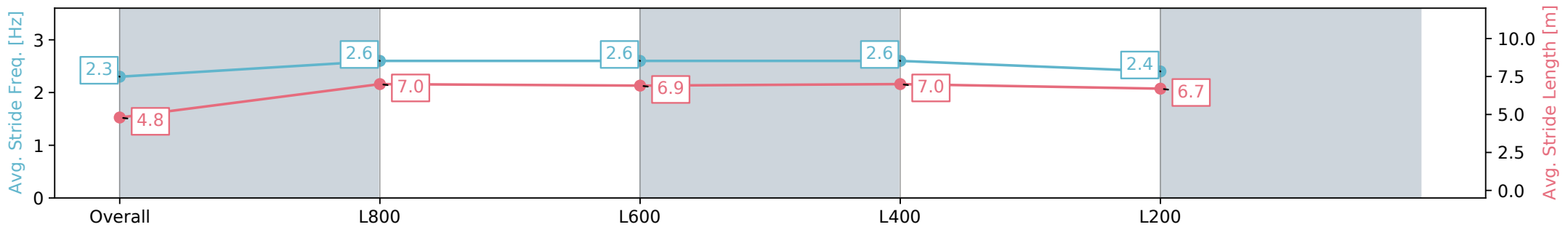
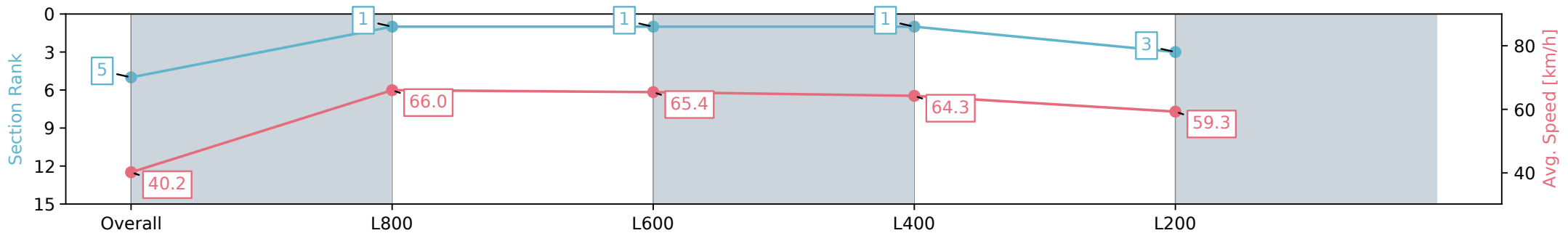
Race 7: Dutton's Easy to do Business with!! Benchmark 56 Handicap - 900m

18 September 2024 - 3:41PM

Track Rating: Good 4, Weather: Fine, Rail Position: +7m 1200m Chute, +10m Remainder



Section	Overall	L800	L600	L400	L200
Section Times	0:54.45 [5] (0:08.98)	0:45.47 [1] (0:10.99)	0:34.48 [1] (0:11.13)	0:23.35 [1] (0:11.18)	0:12.17 [3] (0:12.17)
Average Speed [km/h]	40.2	66.0	65.4	64.3	59.3
Top Speed [km/h]	64.2	66.9	66.4	66.7	62.1
Avg. Dist. to Rail [m]	5.2	3.3	2.4	5.3	5.2
Avg. Stride Freq. [Hz]	2.3	2.6	2.6	2.6	2.4
Avg. Stride Length [m]	4.8	7.0	6.9	7.0	6.7



[] Ranking at each section and finish
 -:-:- No data available at this section
 NA No data available

Horse/Jockey Name	ONE SKY ABOVE US/Polly Brewster
Finish Rank	6
Fastest Section Time (Section)	0:11.06 (L600)
Top Speed [km/h] (Section)	67.4 (Overall)
Race State	Finished



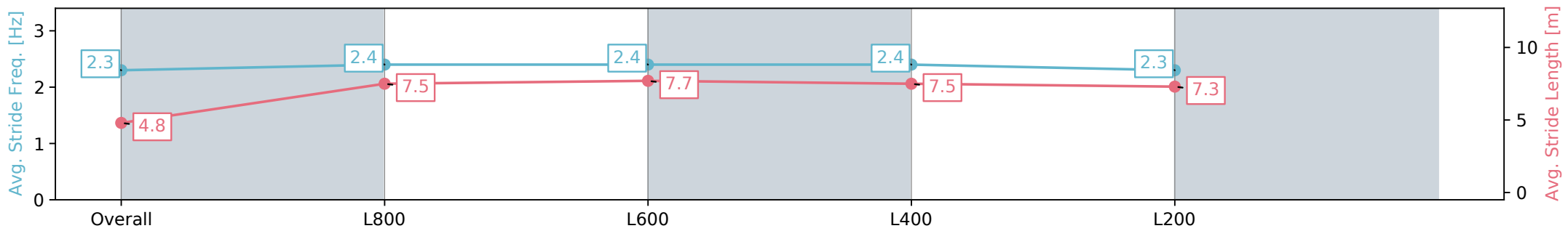
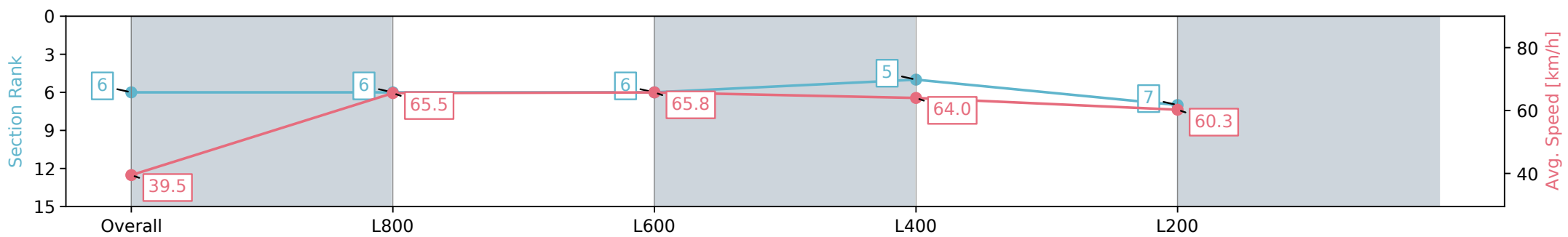
Thomas Farms RC Murray Bridge SA - Professional
 Race 7: Dutton's Easy to do Business with!! Benchmark 56
 Handicap - 900m



18 September 2024 - 3:41PM

Track Rating: Good 4, Weather: Fine, Rail Position: +7m 1200m
 Chute, +10m Remainder

Section	Overall	L800	L600	L400	L200
Section Times	0:54.50 [6] (0:09.11)	0:45.39 [6] (0:11.13)	0:34.26 [6] (0:11.06)	0:23.20 [5] (0:11.24)	0:11.96 [7] (0:11.96)
Average Speed [km/h]	39.5	65.5	65.8	64.0	60.3
Top Speed [km/h]	64.0	67.4	66.5	66.1	62.6
Avg. Dist. to Rail [m]	2.9	3.6	2.6	4.8	4.4
Avg. Stride Freq. [Hz]	2.3	2.4	2.4	2.4	2.3
Avg. Stride Length [m]	4.8	7.5	7.7	7.5	7.3



[] Ranking at each section and finish
 -:-:- No data available at this section
 NA No data available

Horse/Jockey Name	THE PLASTICS/Brooke King
Finish Rank	7
Fastest Section Time (Section)	0:11.00 (L600)
Top Speed [km/h] (Section)	66.7 (L800)
Race State	Finished



Thomas Farms RC Murray Bridge SA - Professional

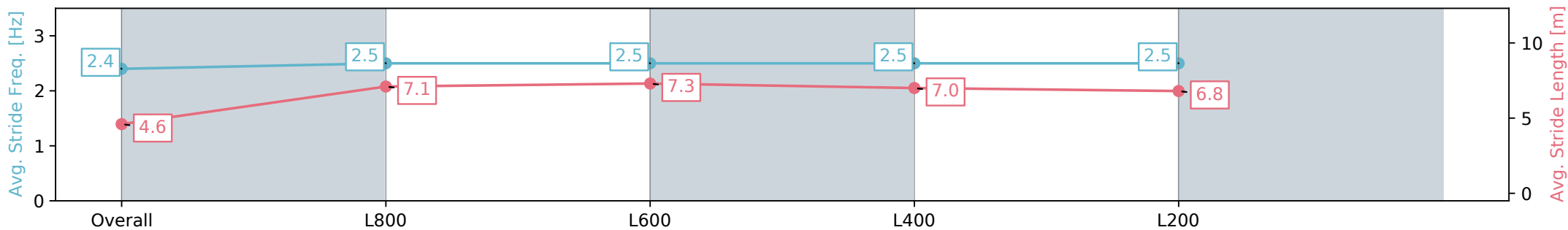
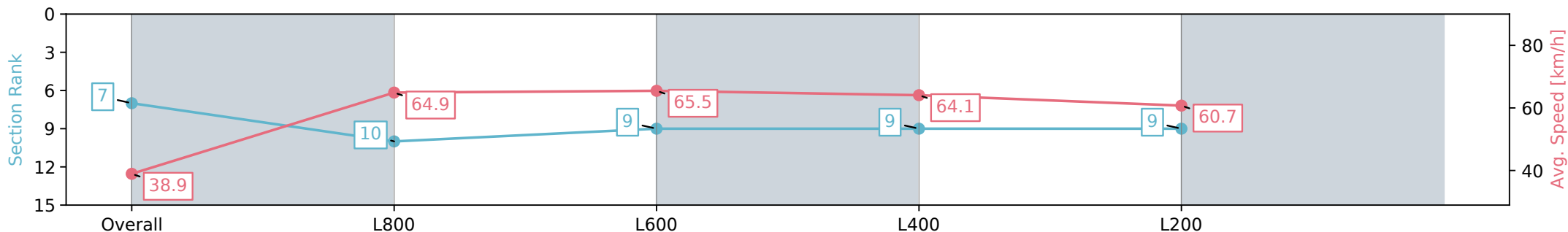
Race 7: Dutton's Easy to do Business with!! Benchmark 56 Handicap - 900m

18 September 2024 - 3:41PM

Track Rating: Good 4, Weather: Fine, Rail Position: +7m 1200m Chute, +10m Remainder



Section	Overall	L800	L600	L400	L200
Section Times	0:54.50 [7] (0:09.26)	0:45.24 [10] (0:11.16)	0:34.08 [9] (0:11.00)	0:23.08 [9] (0:11.23)	0:11.85 [9] (0:11.85)
Average Speed [km/h]	38.9	64.9	65.5	64.1	60.7
Top Speed [km/h]	62.9	66.4	66.7	65.8	61.9
Avg. Dist. to Rail [m]	1.8	2.1	0.7	1.5	0.7
Avg. Stride Freq. [Hz]	2.4	2.5	2.5	2.5	2.5
Avg. Stride Length [m]	4.6	7.1	7.3	7.0	6.8



- [] Ranking at each section and finish
- :-:- No data available at this section
- NA No data available

Horse/Jockey Name	ABAN/Jade Doyle
Finish Rank	8
Fastest Section Time (Section)	0:10.97 (L400)
Top Speed [km/h] (Section)	67.2 (L800)
Race State	Finished



Thomas Farms RC Murray Bridge SA - Professional

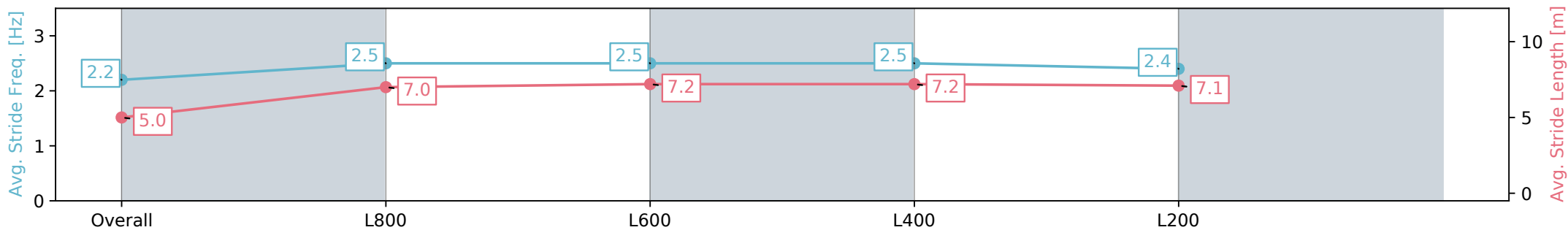
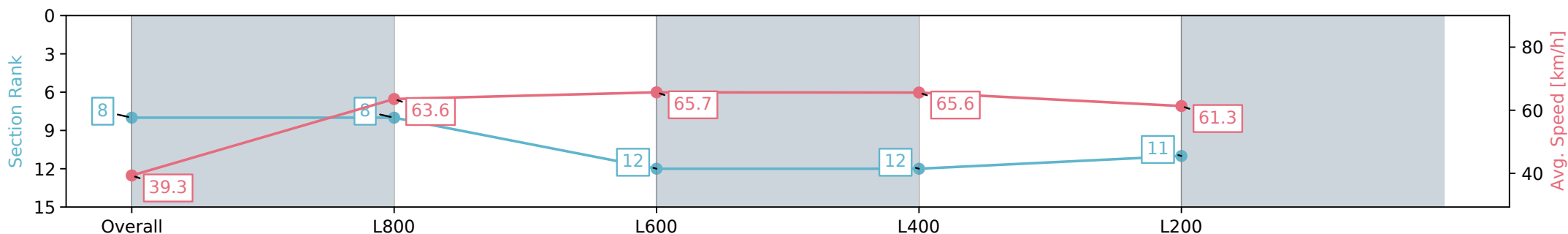
Race 7: Dutton's Easy to do Business with!! Benchmark 56 Handicap - 900m

18 September 2024 - 3:41PM

Track Rating: Good 4, Weather: Fine, Rail Position: +7m 1200m Chute, +10m Remainder



Section	Overall	L800	L600	L400	L200
Section Times	0:54.52 [8] (0:09.16)	0:45.36 [8] (0:11.51)	0:33.85 [12] (0:11.15)	0:22.70 [12] (0:10.97)	0:11.73 [11] (0:11.73)
Average Speed [km/h]	39.3	63.6	65.7	65.6	61.3
Top Speed [km/h]	61.4	64.6	67.2	67.0	63.9
Avg. Dist. to Rail [m]	4.2	4.7	4.2	8.3	8.4
Avg. Stride Freq. [Hz]	2.2	2.5	2.5	2.5	2.4
Avg. Stride Length [m]	5.0	7.0	7.2	7.2	7.1



- [] Ranking at each section and finish
- :-:- No data available at this section
- NA No data available

Horse/Jockey Name	OUR SELECTION/Stacey Metcalfe
Finish Rank	9
Fastest Section Time (Section)	0:10.99 (L800)
Top Speed [km/h] (Section)	67.5 (Overall)
Race State	Finished



Thomas Farms RC Murray Bridge SA - Professional

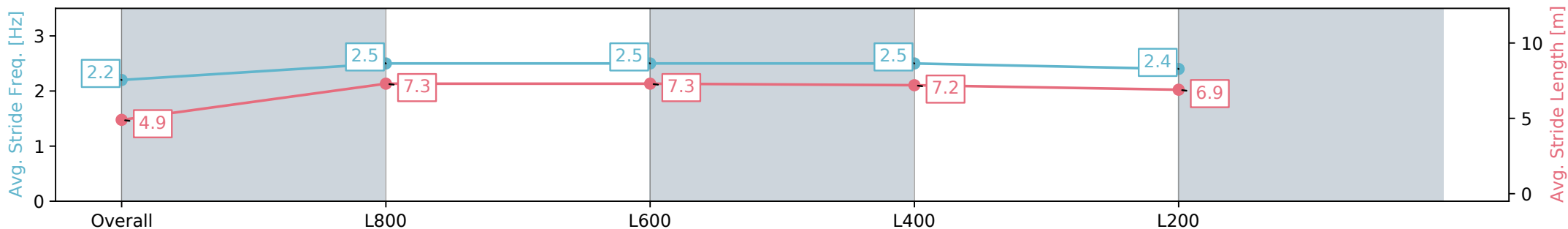
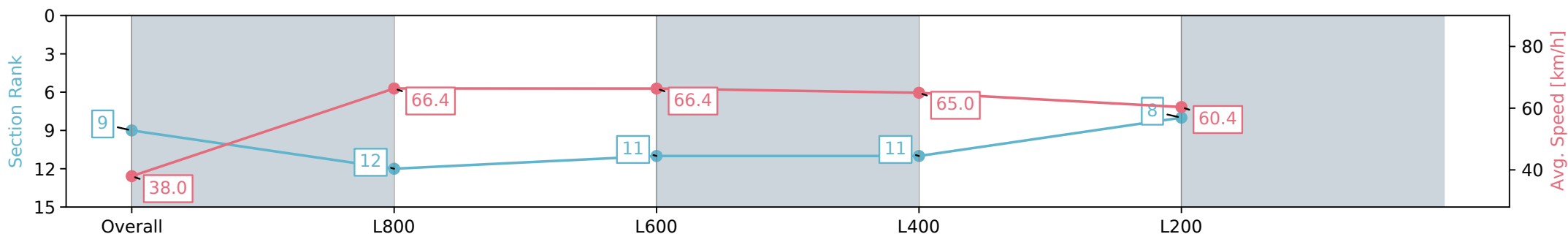
Race 7: Dutton's Easy to do Business with!! Benchmark 56 Handicap - 900m

18 September 2024 - 3:41PM

Track Rating: Good 4, Weather: Fine, Rail Position: +7m 1200m Chute, +10m Remainder



Section	Overall	L800	L600	L400	L200
Section Times	0:54.55 [9] (0:09.53)	0:45.02 [12] (0:10.99)	0:34.03 [11] (0:11.02)	0:23.01 [11] (0:11.08)	0:11.93 [8] (0:11.93)
Average Speed [km/h]	38.0	66.4	66.4	65.0	60.4
Top Speed [km/h]	62.7	67.5	66.9	66.3	63.2
Avg. Dist. to Rail [m]	8.8	4.9	4.1	9.8	10.1
Avg. Stride Freq. [Hz]	2.2	2.5	2.5	2.5	2.4
Avg. Stride Length [m]	4.9	7.3	7.3	7.2	6.9



- [] Ranking at each section and finish
- :-:- No data available at this section
- NA No data available

Horse/Jockey Name	PRETTY RELIABLE/Jason Holder
Finish Rank	10
Fastest Section Time (Section)	0:10.90 (L800)
Top Speed [km/h] (Section)	67.4 (Overall)
Race State	Finished



Thomas Farms RC Murray Bridge SA - Professional

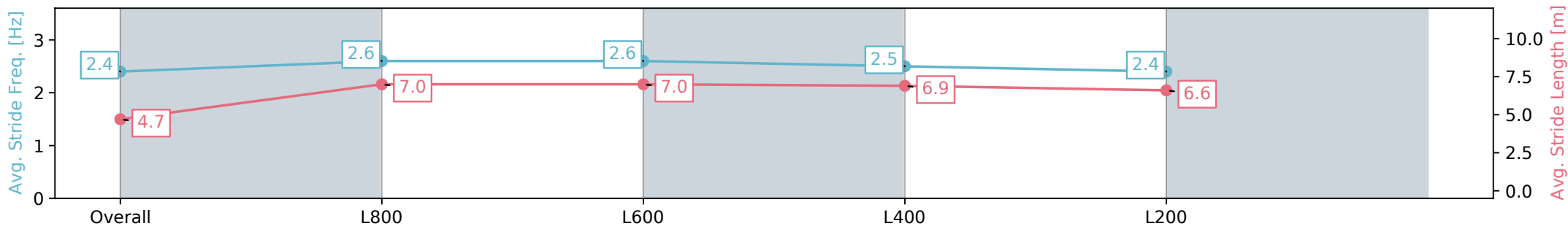
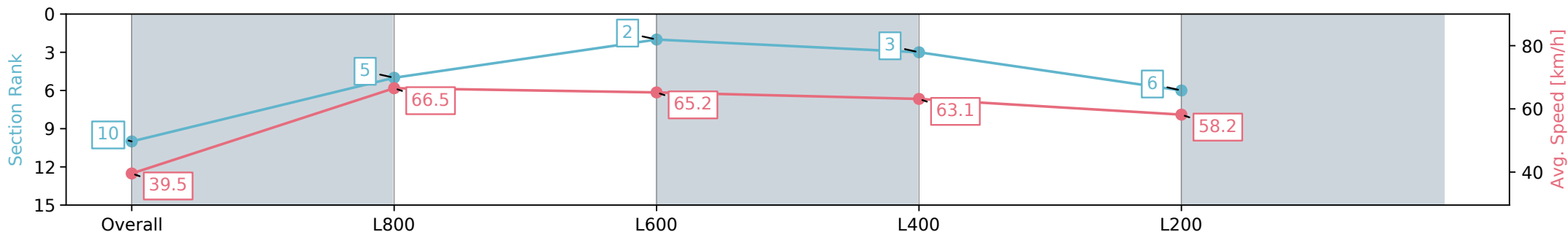
Race 7: Dutton's Easy to do Business with!! Benchmark 56 Handicap - 900m

18 September 2024 - 3:41PM

Track Rating: Good 4, Weather: Fine, Rail Position: +7m 1200m Chute, +10m Remainder



Section	Overall	L800	L600	L400	L200
Section Times	0:54.92 [10] (0:09.10)	0:45.82 [5] (0:10.90)	0:34.92 [2] (0:11.13)	0:23.79 [3] (0:11.40)	0:12.39 [6] (0:12.39)
Average Speed [km/h]	39.5	66.5	65.2	63.1	58.2
Top Speed [km/h]	65.1	67.4	67.4	65.7	60.1
Avg. Dist. to Rail [m]	2.2	1.9	2.1	4.6	4.6
Avg. Stride Freq. [Hz]	2.4	2.6	2.6	2.5	2.4
Avg. Stride Length [m]	4.7	7.0	7.0	6.9	6.6



- [] Ranking at each section and finish
- :-:- No data available at this section
- NA No data available

Horse/Jockey Name	MY RICH BOY/Teagan Voorham
Finish Rank	11
Fastest Section Time (Section)	0:10.85 (L800)
Top Speed [km/h] (Section)	68.9 (Overall)
Race State	Finished



Thomas Farms RC Murray Bridge SA - Professional

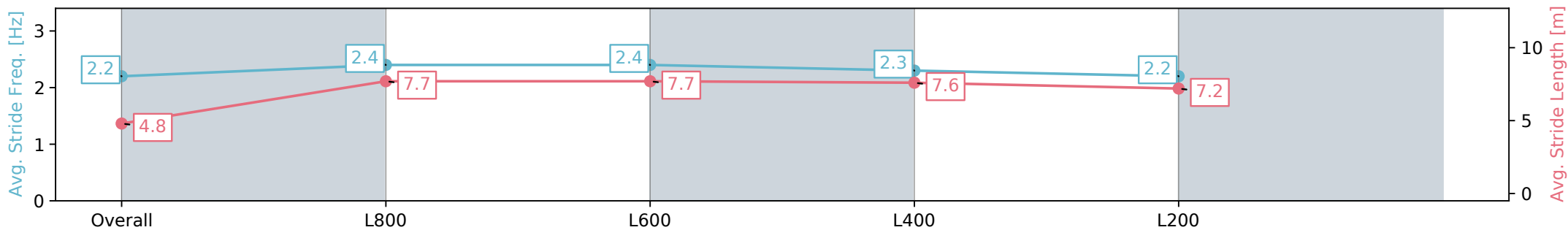
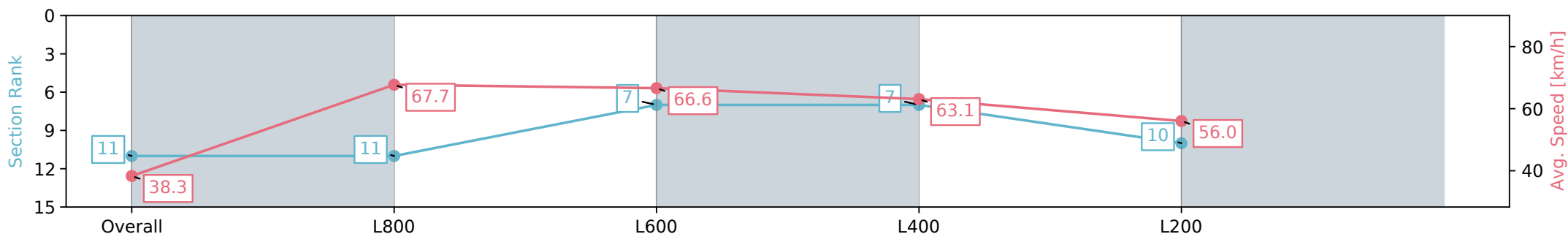
Race 7: Dutton's Easy to do Business with!! Benchmark 56 Handicap - 900m

18 September 2024 - 3:41PM

Track Rating: Good 4, Weather: Fine, Rail Position: +7m 1200m Chute, +10m Remainder



Section	Overall	L800	L600	L400	L200
Section Times	0:55.63 [11] (0:09.44)	0:46.19 [11] (0:10.85)	0:35.34 [7] (0:11.06)	0:24.28 [7] (0:11.41)	0:12.87 [10] (0:12.87)
Average Speed [km/h]	38.3	67.7	66.6	63.1	56.0
Top Speed [km/h]	65.8	68.9	67.8	66.6	59.9
Avg. Dist. to Rail [m]	7.4	6.5	5.9	9.5	8.0
Avg. Stride Freq. [Hz]	2.2	2.4	2.4	2.3	2.2
Avg. Stride Length [m]	4.8	7.7	7.7	7.6	7.2



- [] Ranking at each section and finish
- :-:- No data available at this section
- NA No data available

Horse/Jockey Name	THE STING/Monika Wolanin
Finish Rank	12
Fastest Section Time (Section)	0:10.92 (L800)
Top Speed [km/h] (Section)	68.0 (Overall)
Race State	Finished



Thomas Farms RC Murray Bridge SA - Professional

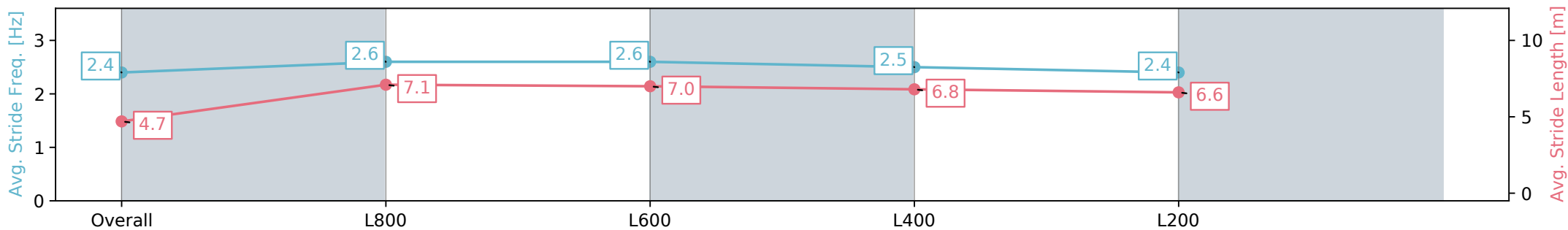
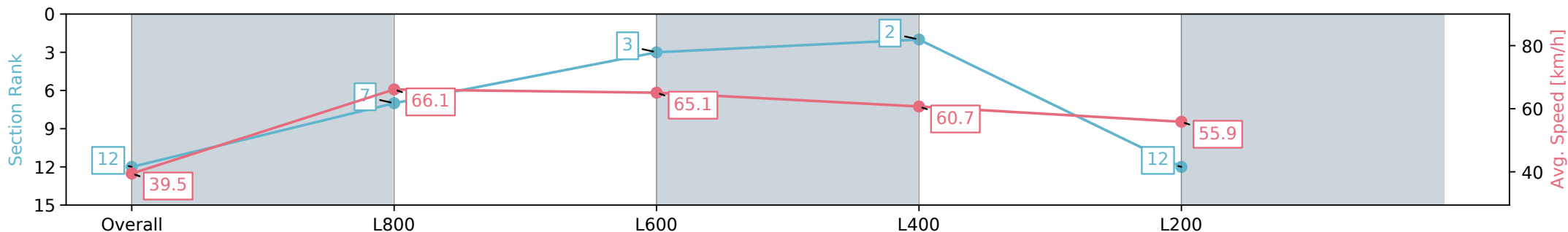
Race 7: Dutton's Easy to do Business with!! Benchmark 56 Handicap - 900m

18 September 2024 - 3:41PM

Track Rating: Good 4, Weather: Fine, Rail Position: +7m 1200m Chute, +10m Remainder



Section	Overall	L800	L600	L400	L200
Section Times	0:55.88 [12] (0:09.12)	0:46.76 [7] (0:10.92)	0:35.84 [3] (0:11.09)	0:24.75 [2] (0:11.86)	0:12.89 [12] (0:12.89)
Average Speed [km/h]	39.5	66.1	65.1	60.7	55.9
Top Speed [km/h]	64.7	68.0	65.7	63.8	58.0
Avg. Dist. to Rail [m]	3.9	0.7	1.0	2.2	1.9
Avg. Stride Freq. [Hz]	2.4	2.6	2.6	2.5	2.4
Avg. Stride Length [m]	4.7	7.1	7.0	6.8	6.6



- [] Ranking at each section and finish
- :-:- No data available at this section
- NA No data available