



RACINGSA

Thomas Farms RC Murray Bridge SA

Race 5: Fred Vella Tyre & Crash Repair Benchmark 56 Handicap - 2500m

18 September 2024 - 2:30PM

Track Rating: Good 4, Weather: Fine, Rail Position: +7m 1200m Chute, +10m Remainder



Murray Bridge
Racing Club

Section Field Times							Overall	L2400	L2200	L2000	L1800	L1600		
							2:50.82 (0:15.75)	2:35.07 (0:11.36)	2:23.71 (0:11.95)	2:11.77 (0:12.28)	1:59.48 (0:12.63)	1:46.85 (0:13.00)		
Position	#	Horse/Jockey	Barrier	Top Speed [km/h]	Fastest Section	First 400m							Distance Travelled From Winner [m]	
1	4	SESAR Ben Price	4	60.9 2600-2400	0:11.95 2400-2200	0:34.72	2:50.82 (0:16.57)	2:34.24 [6] (0:11.95)	2:22.29 [6] (0:12.52)	2:09.77 [6] (0:12.39)	1:57.38 [6] (0:12.75)	1:44.63 [6] (0:12.98)		
2	3	STAYING STRONG Dylan Caboche	2	63.0 2600-2400	0:11.55 2400-2200	0:33.72	2:51.11 (0:16.16)	2:34.95 [4] (0:11.55)	2:23.40 [4] (0:12.11)	2:11.29 [4] (0:12.49)	1:58.80 [4] (0:13.02)	1:45.78 [4] (0:13.15)	-7	
3	2	SANTELMO FUEGO Sairyn Fawke	3	63.2 2600-2400	0:11.54 2400-2200	0:33.65	2:51.20 (0:16.12)	2:35.08 [3] (0:11.54)	2:23.54 [3] (0:12.11)	2:11.43 [3] (0:12.52)	1:58.91 [3] (0:12.90)	1:46.01 [3] (0:13.28)	+2	
4	6	ENRICO PALLAZZO Justin Potter	6	60.8 2600-2400	0:11.93 2400-2200	0:35.14	2:51.22 (0:17.09)	2:34.13 [8] (0:11.93)	2:22.20 [8] (0:12.38)	2:09.82 [7] (0:12.41)	1:57.41 [7] (0:12.68)	1:44.73 [8] (0:12.81)	-8	
5	8	BORISLAV Rochelle Milnes	8	62.8 2600-2400	0:11.66 2400-2200	0:34.01	2:51.74 (0:16.32)	2:35.42 [5] (0:11.66)	2:23.76 [5] (0:12.11)	2:11.65 [5] (0:12.31)	1:59.34 [5] (0:13.07)	1:46.27 [5] (0:13.26)	-11	
6	1	TAMETOMO Teagan Voorham	1	64.1 2600-2400	0:11.39 2400-2200	0:33.30	2:52.44 (0:15.80)	2:36.64 [2] (0:11.39)	2:25.25 [2] (0:12.26)	2:12.99 [2] (0:12.48)	2:00.51 [2] (0:12.94)	1:47.57 [2] (0:13.23)	-3	
7	7	PROJECT GUTENBERG Brooke King	5	65.5 2600-2400	0:11.36 2400-2200	0:33.04	2:52.53 (0:15.74)	2:36.79 [1] (0:11.36)	2:25.43 [1] (0:11.95)	2:13.48 [1] (0:12.28)	2:01.20 [1] (0:12.63)	1:48.57 [1] (0:13.00)	-13	
8	5	WRISTBAND Sophie Logan	7	60.8 2600-2400	0:11.97 2400-2200	0:35.17	2:53.63 (0:17.02)	2:36.61 [7] (0:11.97)	2:24.64 [7] (0:12.51)	2:12.13 [8] (0:12.34)	1:59.79 [8] (0:12.61)	1:47.18 [7] (0:13.03)	-5	

- [] Position in running at each section and finish
- No data available at this section
- NA No data available
- █ Background shading for fastest section
- # Saddle cloth number
- DNF Did not finish
- DNT Did not track



RACINGSA

Thomas Farms RC Murray Bridge SA

Race 5: Fred Vella Tyre & Crash Repair Benchmark 56 Handicap - 2500m

18 September 2024 - 2:30PM

Track Rating: Good 4, Weather: Fine, Rail Position: +7m 1200m Chute, +10m Remainder



Murray Bridge
Racing Club

Section								L1400	L1200	L1000	L800	L600	L400		
Field Times								1:33.85 (0:13.24)	1:20.61 (0:13.40)	1:07.21 (0:13.88)	0:53.34 (0:13.71)	0:39.63 (0:13.45)	0:26.18 (0:13.14)		
Position	#	Horse/Jockey	Barrier	Top Speed [km/h]	Fastest Section	First 400m								Margin	
1	4	SESAR Ben Price	4	60.9 2600-2400	0:11.95 2400-2200	0:34.72	1:31.65 [6] (0:13.11)	1:18.54 [6] (0:13.05)	1:05.49 [6] (0:13.24)	0:52.25 [6] (0:13.28)	0:38.97 [6] (0:13.17)	0:25.80 [6] (0:12.75)	2:50.82		
2	3	STAYING STRONG Dylan Caboche	2	63.0 2600-2400	0:11.55 2400-2200	0:33.72	1:32.63 [3] (0:13.17)	1:19.46 [4] (0:13.03)	1:06.43 [3] (0:13.20)	0:53.23 [3] (0:13.49)	0:39.74 [3] (0:13.44)	0:26.30 [4] (0:13.08)	1.7L	-7	
3	2	SANTELMO FUEGO Sairyn Fawke	3	63.2 2600-2400	0:11.54 2400-2200	0:33.65	1:32.72 [4] (0:13.16)	1:19.56 [3] (0:13.15)	1:06.41 [4] (0:13.38)	0:53.03 [4] (0:13.41)	0:39.62 [4] (0:13.16)	0:26.46 [2] (0:13.13)	2.2L	+2	
4	6	ENRICO PALLAZZO Justin Potter	6	60.8 2600-2400	0:11.93 2400-2200	0:35.14	1:31.92 [7] (0:13.03)	1:18.89 [7] (0:13.04)	1:05.85 [7] (0:13.28)	0:52.56 [7] (0:13.27)	0:39.29 [7] (0:13.06)	0:26.23 [5] (0:12.92)	2.4L	-8	
5	8	BORISLAV Rochelle Milnes	8	62.8 2600-2400	0:11.66 2400-2200	0:34.01	1:33.01 [5] (0:13.12)	1:19.89 [5] (0:13.15)	1:06.74 [5] (0:13.37)	0:53.37 [5] (0:13.44)	0:39.93 [5] (0:13.24)	0:26.69 [7] (0:13.28)	5.5L	-11	
6	1	TAMETOMO Teagan Voorham	1	64.1 2600-2400	0:11.39 2400-2200	0:33.30	1:34.34 [2] (0:13.24)	1:21.10 [2] (0:13.14)	1:07.96 [2] (0:13.28)	0:54.67 [2] (0:13.48)	0:41.19 [2] (0:13.39)	0:27.80 [1] (0:13.59)	9.7L	-3	
7	7	PROJECT GUTENBERG Brooke King	5	65.5 2600-2400	0:11.36 2400-2200	0:33.04	1:35.57 [1] (0:13.25)	1:22.32 [1] (0:13.39)	1:08.93 [1] (0:13.88)	0:55.05 [1] (0:13.71)	0:41.34 [1] (0:13.55)	0:27.79 [3] (0:13.80)	10.2L	-13	
8	5	WRISTBAND Sophie Logan	7	60.8 2600-2400	0:11.97 2400-2200	0:35.17	1:34.15 [8] (0:13.14)	1:21.01 [8] (0:13.05)	1:07.96 [8] (0:13.35)	0:54.61 [8] (0:13.43)	0:41.18 [8] (0:13.78)	0:27.40 [8] (0:13.56)	16.7L	-5	

- [] Position in running at each section and finish
- #: Saddle cloth number
- :--:-- No data available at this section
- DNF Did not finish
- NA No data available
- DNT Did not track
- █ Background shading for fastest section



RACINGSA

Thomas Farms RC Murray Bridge SA

Race 5: Fred Vella Tyre & Crash Repair Benchmark 56 Handicap - 2500m

18 September 2024 - 2:30PM

Track Rating: Good 4, Weather: Fine, Rail Position: +7m 1200m Chute, +10m Remainder



Murray Bridge
Racing Club

Section L200
Field Times 0:13.04
(0:13.04)

Position	#	Horse/Jockey	Barrier	Top Speed [km/h]	Fastest Section	First 400m								Margin
1	4	SESAR Ben Price	4	60.9 2600-2400	0:11.95 2400-2200	0:34.72	0:13.05 [1]	2:50.82						
							(0:13.05)							
2	3	STAYING STRONG Dylan Caboche	2	63.0 2600-2400	0:11.55 2400-2200	0:33.72	0:13.22 [3]	1.7L						-7
							(0:13.22)							
3	2	SANTELMO FUEGO Sairyn Fawke	3	63.2 2600-2400	0:11.54 2400-2200	0:33.65	0:13.33 [2]	2.2L						+2
							(0:13.33)							
4	6	ENRICO PALLAZZO Justin Potter	6	60.8 2600-2400	0:11.93 2400-2200	0:35.14	0:13.31 [4]	2.4L						-8
							(0:13.31)							
5	8	BORISLAV Rochelle Milnes	8	62.8 2600-2400	0:11.66 2400-2200	0:34.01	0:13.41 [6]	5.5L						-11
							(0:13.41)							
6	1	TAMETOMO Teagan Voorham	1	64.1 2600-2400	0:11.39 2400-2200	0:33.30	0:14.21 [5]	9.7L						-3
							(0:14.21)							
7	7	PROJECT GUTENBERG Brooke King	5	65.5 2600-2400	0:11.36 2400-2200	0:33.04	0:13.99 [7]	10.2L						-13
							(0:13.99)							
8	5	WRISTBAND Sophie Logan	7	60.8 2600-2400	0:11.97 2400-2200	0:35.17	0:13.83 [8]	16.7L						-5
							(0:13.83)							

- [] Position in running at each section and finish
- #: Saddle cloth number
- :--- No data available at this section
- DNF Did not finish
- NA No data available
- DNT Did not track
- █ Background shading for fastest section

Horse/Jockey Name	SESAR/Ben Price
Finish Rank	1
Fastest Section Time (Section)	0:11.95 (L2400)
Top Speed [km/h] (Section)	60.9 (Overall)
Race State	Finished



Thomas Farms RC Murray Bridge SA - Professional

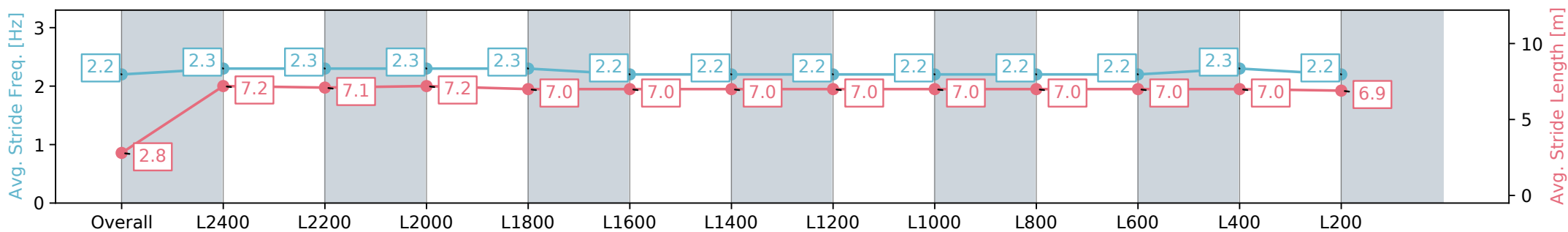
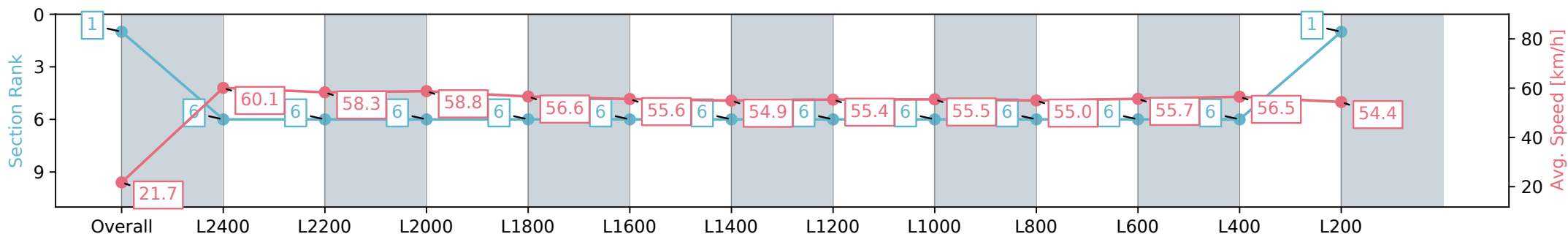
Race 5: Fred Vella Tyre & Crash Repair Benchmark 56
Handicap - 2500m

18 September 2024 - 2:30PM

Track Rating: Good 4, Weather: Fine, Rail Position: +7m 1200m
Chute, +10m Remainder



Section	Overall	L2400	L2200	L2000	L1800	L1600	L1400	L1200	L1000	L800	L600	L400	L200
Section Times	2:50.82 [1] (0:16.57)	2:34.24 [6] (0:11.95)	2:22.29 [6] (0:12.52)	2:09.77 [6] (0:12.39)	1:57.38 [6] (0:12.75)	1:44.63 [6] (0:12.98)	1:31.65 [6] (0:13.11)	1:18.54 [6] (0:13.05)	1:05.49 [6] (0:13.24)	0:52.25 [6] (0:13.28)	0:38.97 [6] (0:13.17)	0:25.80 [6] (0:12.75)	0:13.05 [1] (0:13.05)
Average Speed [km/h]	21.7	60.1	58.3	58.8	56.6	55.6	54.9	55.4	55.5	55.0	55.7	56.5	54.4
Top Speed [km/h]	60.9	60.9	59.8	60.1	58.5	56.2	55.7	56.1	56.1	55.7	57.1	57.4	55.8
Avg. Dist. to Rail [m]	8.8	3.5	2.8	2.4	0.7	1.6	1.9	2.4	3.9	3.2	4.5	7.9	7.8
Avg. Stride Freq. [Hz]	2.2	2.3	2.3	2.3	2.3	2.2	2.2	2.2	2.2	2.2	2.2	2.3	2.2
Avg. Stride Length [m]	2.8	7.2	7.1	7.2	7.0	7.0	7.0	7.0	7.0	7.0	7.0	7.0	6.9



- [] Ranking at each section and finish
- :-:- No data available at this section
- NA No data available

Horse/Jockey Name	STAYING STRONG/Dylan Caboche
Finish Rank	2
Fastest Section Time (Section)	0:11.55 (L2400)
Top Speed [km/h] (Section)	63.0 (Overall)
Race State	Finished



Thomas Farms RC Murray Bridge SA - Professional

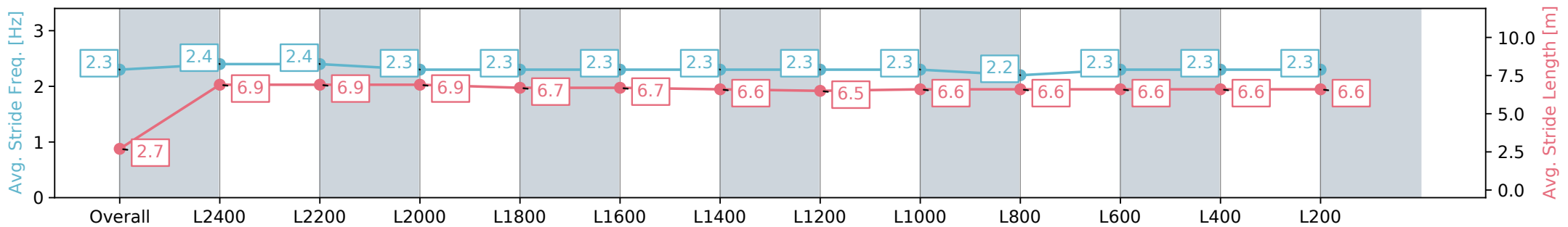
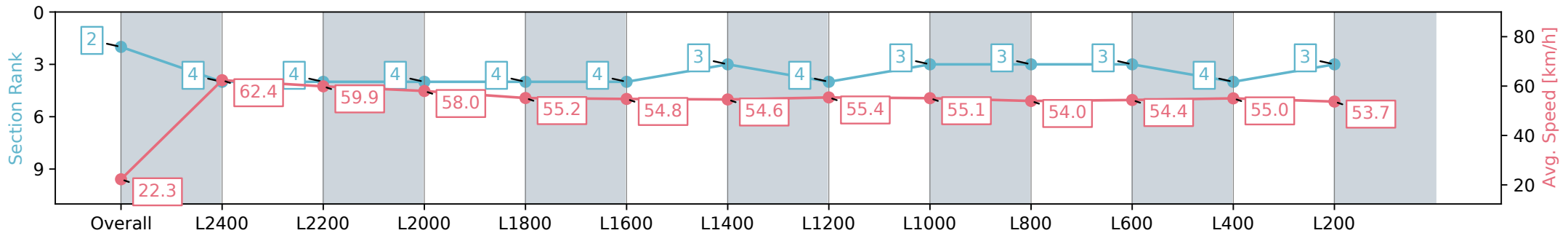
Race 5: Fred Vella Tyre & Crash Repair Benchmark 56
Handicap - 2500m

18 September 2024 - 2:30PM

Track Rating: Good 4, Weather: Fine, Rail Position: +7m 1200m
Chute, +10m Remainder



Section	Overall	L2400	L2200	L2000	L1800	L1600	L1400	L1200	L1000	L800	L600	L400	L200
Section Times	2:51.11 [2] (0:16.16)	2:34.95 [4] (0:11.55)	2:23.40 [4] (0:12.11)	2:11.29 [4] (0:12.49)	1:58.80 [4] (0:13.02)	1:45.78 [4] (0:13.15)	1:32.63 [3] (0:13.17)	1:19.46 [4] (0:13.03)	1:06.43 [3] (0:13.20)	0:53.23 [3] (0:13.49)	0:39.74 [3] (0:13.44)	0:26.30 [4] (0:13.08)	0:13.22 [3] (0:13.22)
Average Speed [km/h]	22.3	62.4	59.9	58.0	55.2	54.8	54.6	55.4	55.1	54.0	54.4	55.0	53.7
Top Speed [km/h]	63.0	63.0	61.3	59.5	56.5	55.1	55.1	56.0	55.4	54.6	55.1	56.1	54.5
Avg. Dist. to Rail [m]	8.1	3.0	2.0	1.4	0.5	0.1	0.3	0.7	2.0	2.5	3.5	5.7	5.6
Avg. Stride Freq. [Hz]	2.3	2.4	2.4	2.3	2.3	2.3	2.3	2.3	2.3	2.2	2.3	2.3	2.3
Avg. Stride Length [m]	2.7	6.9	6.9	6.9	6.7	6.7	6.6	6.5	6.6	6.6	6.6	6.6	6.6



- [] Ranking at each section and finish
- :-:- No data available at this section
- NA No data available

Horse/Jockey Name	SANTELMO FUEGO/Sairyn Fawke
Finish Rank	3
Fastest Section Time (Section)	0:11.54 (L2400)
Top Speed [km/h] (Section)	63.2 (Overall)
Race State	Finished



Thomas Farms RC Murray Bridge SA - Professional

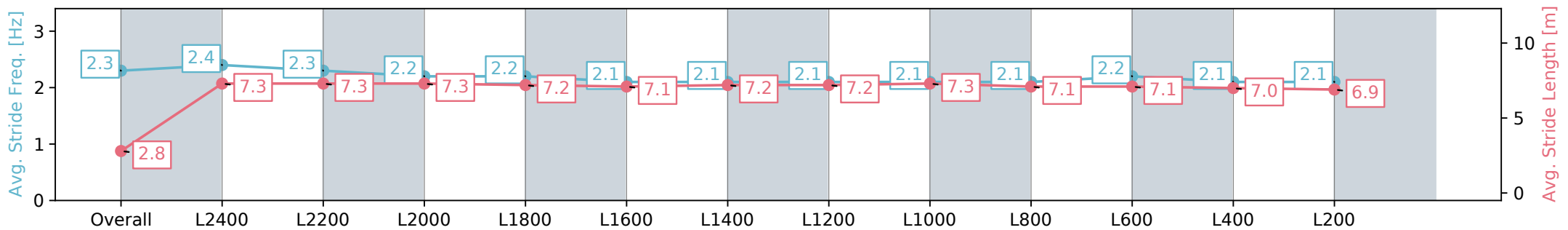
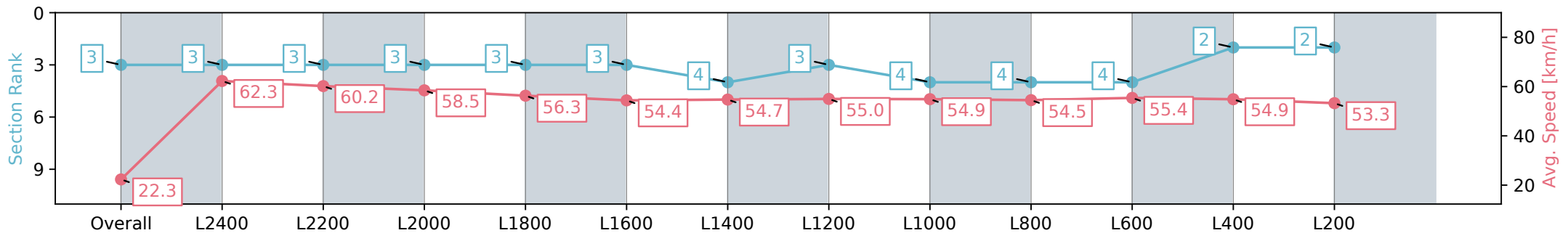
Race 5: Fred Vella Tyre & Crash Repair Benchmark 56
Handicap - 2500m

18 September 2024 - 2:30PM

Track Rating: Good 4, Weather: Fine, Rail Position: +7m 1200m
Chute, +10m Remainder



Section	Overall	L2400	L2200	L2000	L1800	L1600	L1400	L1200	L1000	L800	L600	L400	L200
Section Times	2:51.20 [3] (0:16.12)	2:35.08 [3] (0:11.54)	2:23.54 [3] (0:12.11)	2:11.43 [3] (0:12.52)	1:58.91 [3] (0:12.90)	1:46.01 [3] (0:13.28)	1:32.72 [4] (0:13.16)	1:19.56 [3] (0:13.15)	1:06.41 [4] (0:13.38)	0:53.03 [4] (0:13.41)	0:39.62 [4] (0:13.16)	0:26.46 [2] (0:13.13)	0:13.33 [2] (0:13.33)
Average Speed [km/h]	22.3	62.3	60.2	58.5	56.3	54.4	54.7	55.0	54.9	54.5	55.4	54.9	53.3
Top Speed [km/h]	62.0	63.2	61.1	59.2	57.9	55.1	55.8	55.7	55.5	56.2	56.5	56.0	54.8
Avg. Dist. to Rail [m]	8.4	3.3	2.6	3.9	1.8	3.1	4.3	3.8	3.8	3.1	3.4	6.9	6.8
Avg. Stride Freq. [Hz]	2.3	2.4	2.3	2.2	2.2	2.1	2.1	2.1	2.1	2.1	2.2	2.1	2.1
Avg. Stride Length [m]	2.8	7.3	7.3	7.3	7.2	7.1	7.2	7.2	7.3	7.1	7.1	7.0	6.9



- [] Ranking at each section and finish
- :-:- No data available at this section
- NA No data available

Horse/Jockey Name	ENRICO PALLAZZO/Justin Potter
Finish Rank	4
Fastest Section Time (Section)	0:11.93 (L2400)
Top Speed [km/h] (Section)	60.8 (Overall)
Race State	Finished



Thomas Farms RC Murray Bridge SA - Professional

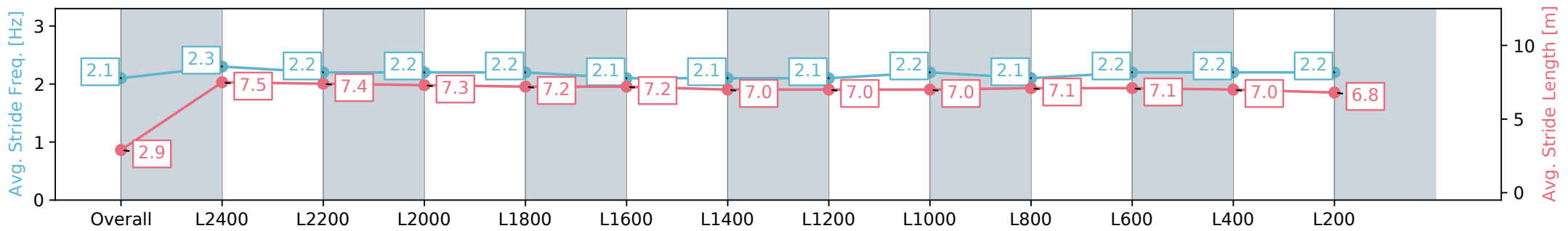
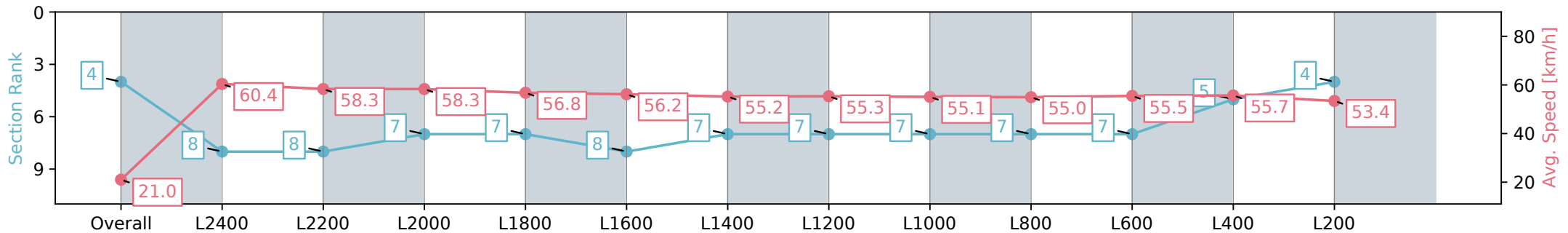
Race 5: Fred Vella Tyre & Crash Repair Benchmark 56
Handicap - 2500m

18 September 2024 - 2:30PM

Track Rating: Good 4, Weather: Fine, Rail Position: +7m 1200m
Chute, +10m Remainder



Section	Overall	L2400	L2200	L2000	L1800	L1600	L1400	L1200	L1000	L800	L600	L400	L200
Section Times	2:51.22 [4] (0:17.09)	2:34.13 [8] (0:11.93)	2:22.20 [8] (0:12.38)	2:09.82 [7] (0:12.41)	1:57.41 [7] (0:12.68)	1:44.73 [8] (0:12.81)	1:31.92 [7] (0:13.03)	1:18.89 [7] (0:13.04)	1:05.85 [7] (0:13.28)	0:52.56 [7] (0:13.27)	0:39.29 [7] (0:13.06)	0:26.23 [5] (0:12.92)	0:13.31 [4] (0:13.31)
Average Speed [km/h]	21.0	60.4	58.3	58.3	56.8	56.2	55.2	55.3	55.1	55.0	55.5	55.7	53.4
Top Speed [km/h]	59.8	60.8	59.5	59.0	57.8	56.5	55.9	56.3	55.7	55.8	56.8	56.6	54.6
Avg. Dist. to Rail [m]	7.4	1.6	1.0	1.2	0.6	0.7	1.1	1.7	3.1	2.6	1.8	3.2	2.2
Avg. Stride Freq. [Hz]	2.1	2.3	2.2	2.2	2.2	2.1	2.1	2.1	2.2	2.1	2.2	2.2	2.2
Avg. Stride Length [m]	2.9	7.5	7.4	7.3	7.2	7.2	7.0	7.0	7.0	7.1	7.1	7.0	6.8



- [] Ranking at each section and finish
- :-:- No data available at this section
- NA No data available

Horse/Jockey Name	BORISLAV/Rochelle Milnes
Finish Rank	5
Fastest Section Time (Section)	0:11.66 (L2400)
Top Speed [km/h] (Section)	62.8 (Overall)
Race State	Finished



Thomas Farms RC Murray Bridge SA - Professional

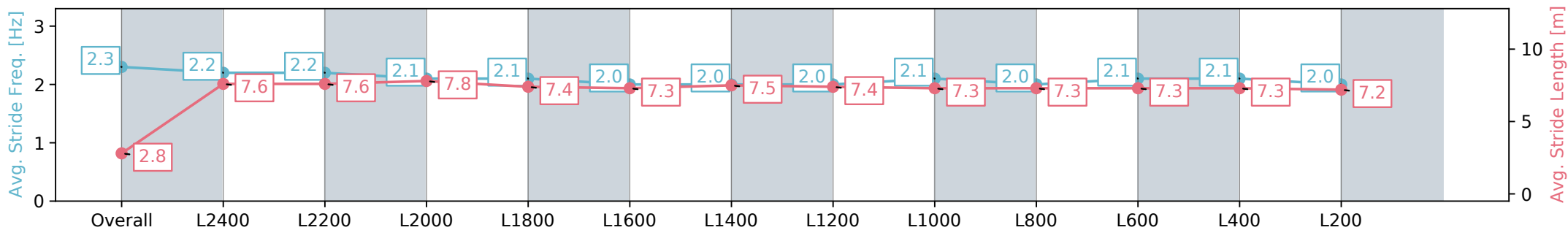
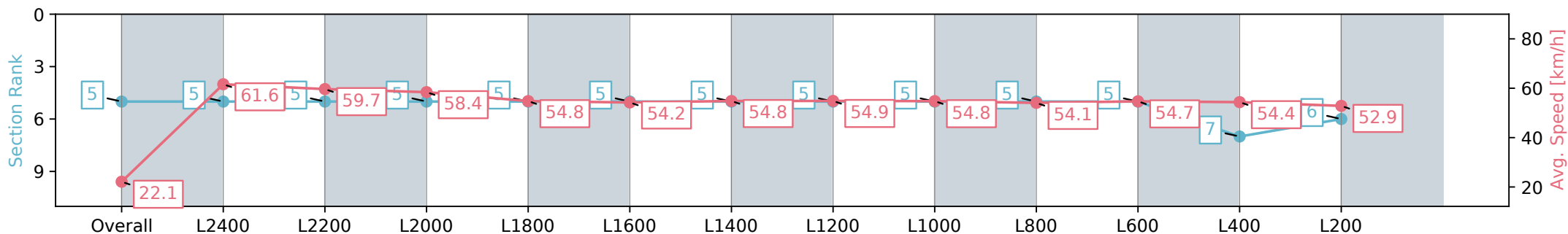
Race 5: Fred Vella Tyre & Crash Repair Benchmark 56
Handicap - 2500m

18 September 2024 - 2:30PM

Track Rating: Good 4, Weather: Fine, Rail Position: +7m 1200m
Chute, +10m Remainder



Section	Overall	L2400	L2200	L2000	L1800	L1600	L1400	L1200	L1000	L800	L600	L400	L200
Section Times	2:51.74 [5] (0:16.32)	2:35.42 [5] (0:11.66)	2:23.76 [5] (0:12.11)	2:11.65 [5] (0:12.31)	1:59.34 [5] (0:13.07)	1:46.27 [5] (0:13.26)	1:33.01 [5] (0:13.12)	1:19.89 [5] (0:13.15)	1:06.74 [5] (0:13.37)	0:53.37 [5] (0:13.44)	0:39.93 [5] (0:13.24)	0:26.69 [7] (0:13.28)	0:13.41 [6] (0:13.41)
Average Speed [km/h]	22.1	61.6	59.7	58.4	54.8	54.2	54.8	54.9	54.8	54.1	54.7	54.4	52.9
Top Speed [km/h]	62.3	62.8	60.7	59.1	56.3	55.5	55.2	55.8	55.4	55.5	55.5	55.4	54.2
Avg. Dist. to Rail [m]	9.0	2.7	1.2	0.9	1.5	0.3	0.6	0.9	3.1	2.5	1.6	4.6	4.2
Avg. Stride Freq. [Hz]	2.3	2.2	2.2	2.1	2.1	2.0	2.0	2.0	2.1	2.0	2.1	2.1	2.0
Avg. Stride Length [m]	2.8	7.6	7.6	7.8	7.4	7.3	7.5	7.4	7.3	7.3	7.3	7.3	7.2



- [] Ranking at each section and finish
- :-:- No data available at this section
- NA No data available

Horse/Jockey Name	TAMETOMO/Teagan Voorham
Finish Rank	6
Fastest Section Time (Section)	0:11.39 (L2400)
Top Speed [km/h] (Section)	64.1 (Overall)
Race State	Finished



Thomas Farms RC Murray Bridge SA - Professional

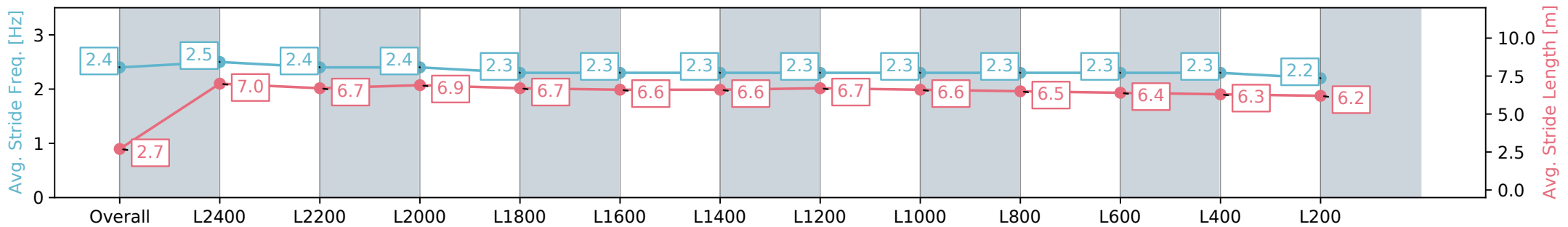
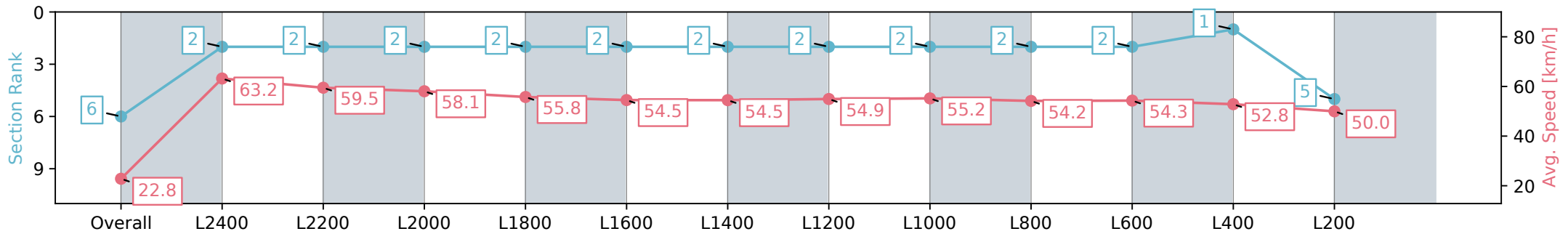
Race 5: Fred Vella Tyre & Crash Repair Benchmark 56
Handicap - 2500m

18 September 2024 - 2:30PM

Track Rating: Good 4, Weather: Fine, Rail Position: +7m 1200m
Chute, +10m Remainder



Section	Overall	L2400	L2200	L2000	L1800	L1600	L1400	L1200	L1000	L800	L600	L400	L200
Section Times	2:52.44 [6] (0:15.80)	2:36.64 [2] (0:11.39)	2:25.25 [2] (0:12.26)	2:12.99 [2] (0:12.48)	2:00.51 [2] (0:12.94)	1:47.57 [2] (0:13.23)	1:34.34 [2] (0:13.24)	1:21.10 [2] (0:13.14)	1:07.96 [2] (0:13.28)	0:54.67 [2] (0:13.48)	0:41.19 [2] (0:13.39)	0:27.80 [1] (0:13.59)	0:14.21 [5] (0:14.21)
Average Speed [km/h]	22.8	63.2	59.5	58.1	55.8	54.5	54.5	54.9	55.2	54.2	54.3	52.8	50.0
Top Speed [km/h]	64.1	63.8	61.2	59.5	57.5	55.4	55.3	55.5	56.0	55.6	55.9	54.8	52.6
Avg. Dist. to Rail [m]	8.5	3.2	2.7	1.8	0.6	1.6	2.1	2.4	3.6	3.3	1.6	2.5	3.4
Avg. Stride Freq. [Hz]	2.4	2.5	2.4	2.4	2.3	2.3	2.3	2.3	2.3	2.3	2.3	2.3	2.2
Avg. Stride Length [m]	2.7	7.0	6.7	6.9	6.7	6.6	6.6	6.7	6.6	6.5	6.4	6.3	6.2



- [] Ranking at each section and finish
- :-:- No data available at this section
- NA No data available

Horse/Jockey Name	PROJECT GUTENBERG/Brooke King
Finish Rank	7
Fastest Section Time (Section)	0:11.36 (L2400)
Top Speed [km/h] (Section)	65.5 (Overall)
Race State	Finished



Thomas Farms RC Murray Bridge SA - Professional

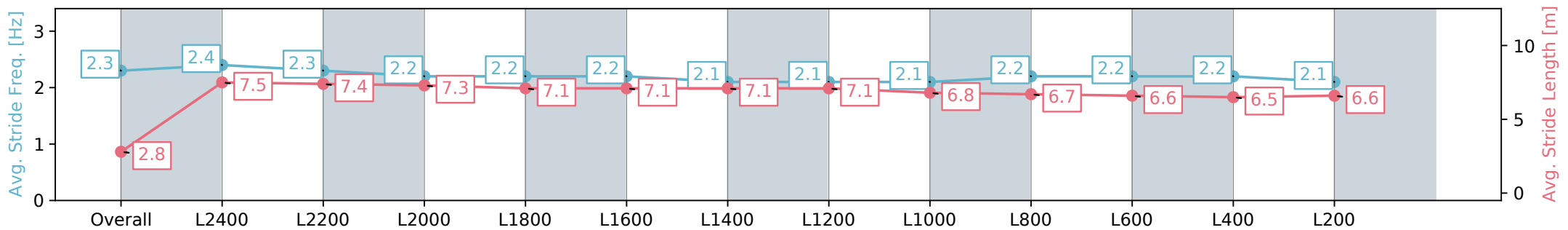
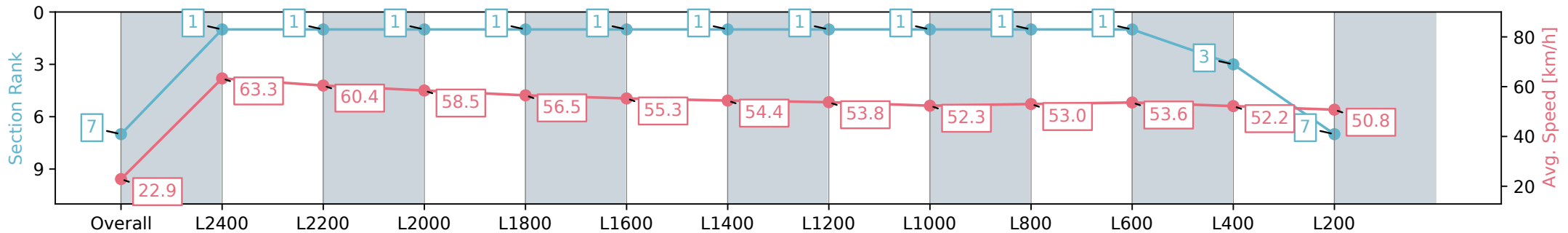
Race 5: Fred Vella Tyre & Crash Repair Benchmark 56
Handicap - 2500m

18 September 2024 - 2:30PM

Track Rating: Good 4, Weather: Fine, Rail Position: +7m 1200m
Chute, +10m Remainder



Section	Overall	L2400	L2200	L2000	L1800	L1600	L1400	L1200	L1000	L800	L600	L400	L200
Section Times	2:52.53 [7] (0:15.74)	2:36.79 [1] (0:11.36)	2:25.43 [1] (0:11.95)	2:13.48 [1] (0:12.28)	2:01.20 [1] (0:12.63)	1:48.57 [1] (0:13.00)	1:35.57 [1] (0:13.25)	1:22.32 [1] (0:13.39)	1:08.93 [1] (0:13.88)	0:55.05 [1] (0:13.71)	0:41.34 [1] (0:13.55)	0:27.79 [3] (0:13.80)	0:13.99 [7] (0:13.99)
Average Speed [km/h]	22.9	63.3	60.4	58.5	56.5	55.3	54.4	53.8	52.3	53.0	53.6	52.2	50.8
Top Speed [km/h]	65.5	65.1	61.7	59.3	57.1	56.4	54.7	54.4	54.1	54.2	54.7	53.4	51.1
Avg. Dist. to Rail [m]	9.5	4.1	0.7	0.8	1.7	0.8	0.4	0.3	1.9	2.1	2.4	3.3	2.9
Avg. Stride Freq. [Hz]	2.3	2.4	2.3	2.2	2.2	2.2	2.1	2.1	2.1	2.2	2.2	2.2	2.1
Avg. Stride Length [m]	2.8	7.5	7.4	7.3	7.1	7.1	7.1	7.1	6.8	6.7	6.6	6.5	6.6



- [] Ranking at each section and finish
- :-:- No data available at this section
- NA No data available

Horse/Jockey Name	WRISTBAND/Sophie Logan
Finish Rank	8
Fastest Section Time (Section)	0:11.97 (L2400)
Top Speed [km/h] (Section)	60.8 (Overall)
Race State	Finished



Thomas Farms RC Murray Bridge SA - Professional

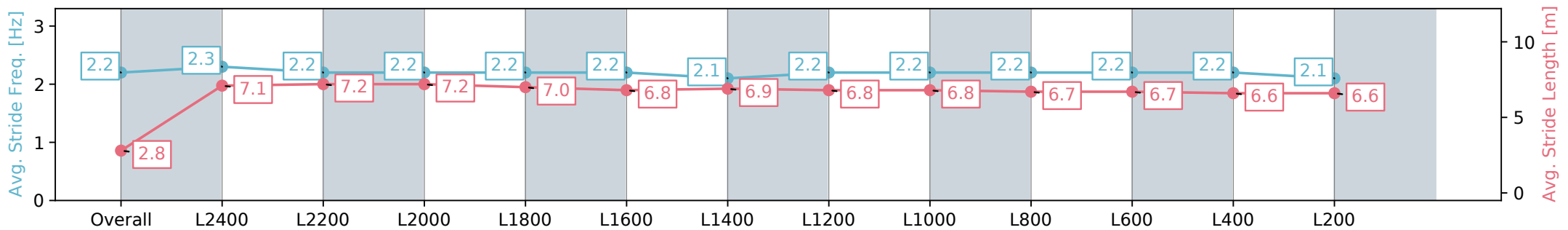
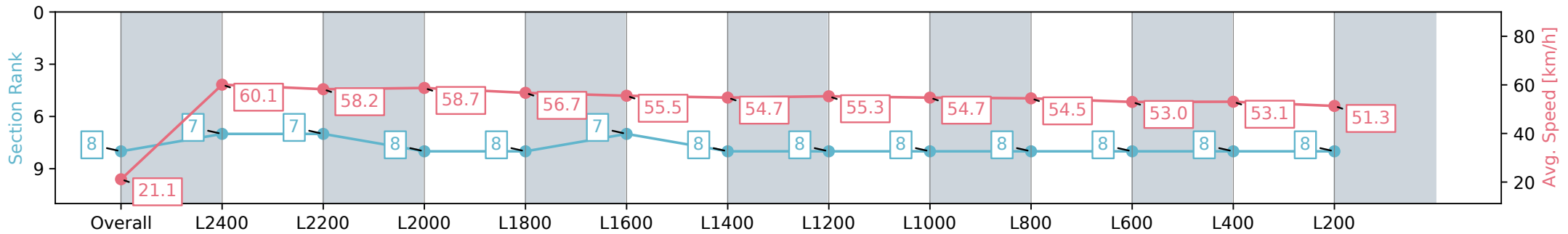
Race 5: Fred Vella Tyre & Crash Repair Benchmark 56
Handicap - 2500m

18 September 2024 - 2:30PM

Track Rating: Good 4, Weather: Fine, Rail Position: +7m 1200m
Chute, +10m Remainder



Section	Overall	L2400	L2200	L2000	L1800	L1600	L1400	L1200	L1000	L800	L600	L400	L200
Section Times	2:53.63 [8] (0:17.02)	2:36.61 [7] (0:11.97)	2:24.64 [7] (0:12.51)	2:12.13 [8] (0:12.34)	1:59.79 [8] (0:12.61)	1:47.18 [7] (0:13.03)	1:34.15 [8] (0:13.14)	1:21.01 [8] (0:13.05)	1:07.96 [8] (0:13.35)	0:54.61 [8] (0:13.43)	0:41.18 [8] (0:13.78)	0:27.40 [8] (0:13.56)	0:13.83 [8] (0:13.83)
Average Speed [km/h]	21.1	60.1	58.2	58.7	56.7	55.5	54.7	55.3	54.7	54.5	53.0	53.1	51.3
Top Speed [km/h]	59.0	60.8	59.7	59.9	58.0	55.9	55.4	56.2	55.4	54.9	53.6	53.9	52.4
Avg. Dist. to Rail [m]	8.8	4.0	2.9	1.3	0.8	1.1	1.4	2.0	3.0	3.2	3.6	5.4	4.4
Avg. Stride Freq. [Hz]	2.2	2.3	2.2	2.2	2.2	2.2	2.1	2.2	2.2	2.2	2.2	2.2	2.1
Avg. Stride Length [m]	2.8	7.1	7.2	7.2	7.0	6.8	6.9	6.8	6.8	6.7	6.7	6.6	6.6



Report Created: Wed 18 September 2024 15:15:37 GMT+10 (Note: Timing is based on positional data)

[] Ranking at each section and finish
 -:-:- No data available at this section
 NA No data available