



RACINGSA

Thomas Farms RC Murray Bridge SA Race 4: Carlton Draught Maiden Plate - 1000m

18 September 2024 - 1:56PM



Murray Bridge
Racing Club

Track Rating: Good 4, Weather: Fine, Rail Position: +7m 1200m Chute, +10m Remainder

Section	Overall	L800	L600	L400	L200
Field Times	1:00.92 (0:14.55)	0:46.37 (0:11.15)	0:35.22 (0:11.48)	0:23.74 (0:11.68)	0:12.06 (0:12.06)

Position	#	Horse/Jockey	Barrier	Top Speed [km/h]	Fastest Section	First 400m	Overall	L800	L600	L400	L200	Margin	Distance Travelled From Winner [m]
1	13	DREAMS FULFILLED Alan Lai	7	66.3 600-400	0:11.15 400-200	0:26.32	1:00.92 (0:14.98)	0:45.94 [9] (0:11.34)	0:34.60 [9] (0:11.56)	0:23.03 [8] (0:11.15)	0:11.88 [4] (0:11.88)	1:00.92	
2	7	ALL TOO MYSTI Lachlan Neindorf	4	66.9 1000-800	0:11.13 800-600	0:26.00	1:01.00 (0:14.87)	0:46.13 [6] (0:11.13)	0:35.00 [3] (0:11.48)	0:23.52 [3] (0:11.38)	0:12.14 [1] (0:12.14)	0.5L	+0
3	9	SCANDALIST Jacob Opperman	2	66.0 1000-800	0:11.32 800-600	0:26.09	1:01.28 (0:14.77)	0:46.51 [3] (0:11.32)	0:35.19 [5] (0:11.42)	0:23.77 [4] (0:11.38)	0:12.39 [2] (0:12.39)	2.2L	-3
4	4	EL EXPLOSIVO Caitlin Tootell	3	65.9 1000-800	0:11.30 800-600	0:26.18	1:01.33 (0:14.88)	0:46.45 [7] (0:11.30)	0:35.15 [6] (0:11.50)	0:23.65 [6] (0:11.57)	0:12.07 [7] (0:12.07)	2.5L	-6
5	15	JUSTA STAR Taylor Johnstone	12	66.0 1000-800	0:11.40 800-600	0:26.26	1:01.37 (0:14.86)	0:46.51 [5] (0:11.40)	0:35.11 [8] (0:11.84)	0:23.27 [11] (0:11.44)	0:11.83 [9] (0:11.83)	2.8L	+2
6	2	ARTICULATING Samuel Payne	10	66.9 1000-800	0:11.10 800-600	0:25.70	1:01.39 (0:14.60)	0:46.79 [2] (0:11.10)	0:35.69 [1] (0:11.47)	0:24.22 [1] (0:11.77)	0:12.45 [3] (0:12.45)	2.9L	-6
7	11	SHALHAVMUSIK Ben Price	8	65.3 600-400	0:11.21 400-200	0:26.72	1:01.45 (0:15.20)	0:46.25 [11] (0:11.52)	0:34.73 [12] (0:11.64)	0:23.09 [12] (0:11.21)	0:11.88 [10] (0:11.88)	3.3L	+1
8	5	GINGER SINNER Jake Toeroek	1	65.8 1000-800	0:11.18 800-600	0:26.01	1:01.48 (0:14.83)	0:46.65 [4] (0:11.18)	0:35.47 [4] (0:11.50)	0:23.97 [5] (0:11.67)	0:12.30 [6] (0:12.30)	3.4L	-5
9	14	MYSTIC WONDER Dom Tournour	11	66.7 1000-800	0:11.22 800-600	0:25.76	1:01.84 (0:14.54)	0:47.30 [1] (0:11.22)	0:36.08 [2] (0:11.56)	0:24.51 [2] (0:11.78)	0:12.73 [5] (0:12.73)	5.6L	-2
10	8	SAYITONLYONCE Georgie Catania	5	65.4 1000-800	0:11.55 800-600	0:26.50	1:02.00 (0:14.95)	0:47.05 [8] (0:11.55)	0:35.50 [10] (0:11.59)	0:23.91 [10] (0:11.63)	0:12.28 [12] (0:12.28)	6.6L	-1

Scratched: Ali Foreman (#1), Knopfler (#6), Second Try (#10), Loca Bella (#16)

Report Created: Wed 18 September 2024 14:48:40 GMT+10 (Note: Timing is based on positional data)

- [] Position in running at each section and finish
- #: Saddle cloth number
- :--:-- No data available at this section
- DNF Did not finish
- NA No data available
- DNT Did not track
- █ Background shading for fastest section



RACINGSA

Thomas Farms RC Murray Bridge SA Race 4: Carlton Draught Maiden Plate - 1000m

18 September 2024 - 1:56PM

Track Rating: Good 4, Weather: Fine, Rail Position: +7m 1200m Chute, +10m Remainder



Murray Bridge
Racing Club

Section	Overall	L800	L600	L400	L200
Field Times	1:00.92 (0:14.55)	0:46.37 (0:11.15)	0:35.22 (0:11.48)	0:23.74 (0:11.68)	0:12.06 (0:12.06)

Position	#	Horse/Jockey	Barrier	Top Speed [km/h]	Fastest Section	First 400m	Overall	L800	L600	L400	L200	Margin	Distance Travelled From Winner [m]
11	3	CASBOURG Dylan Caboche	6	66.4 1000-800	0:11.20 800-600	0:26.18	1:02.02 (0:14.98)	0:47.04 [10] (0:11.20)	0:35.84 [6] (0:11.63)	0:24.21 [7] (0:11.72)	0:12.49 [8] (0:12.49)	6.7L	-3
12	12	VALLEY SHOP Teagan Voorham	9	65.8 800-600	0:11.23 800-600	0:26.55	1:02.18 (0:15.32)	0:46.86 [12] (0:11.23)	0:35.63 [11] (0:11.40)	0:24.23 [9] (0:11.76)	0:12.47 [11] (0:12.47)	7.7L	-2

Scratched: Ali Foreman (#1), Knopfler (#6), Second Try (#10), Loca Bella (#16)

- [] Position in running at each section and finish # Saddle cloth number
- :--:-- No data available at this section DNF Did not finish
- NA No data available DNT Did not track
- █ Background shading for fastest section

Horse/Jockey Name	DREAMS FULFILLED/Alan Lai
Finish Rank	1
Fastest Section Time (Section)	0:11.15 (L400)
Top Speed [km/h] (Section)	66.3 (L600)
Race State	Finished



Thomas Farms RC Murray Bridge SA - Professional

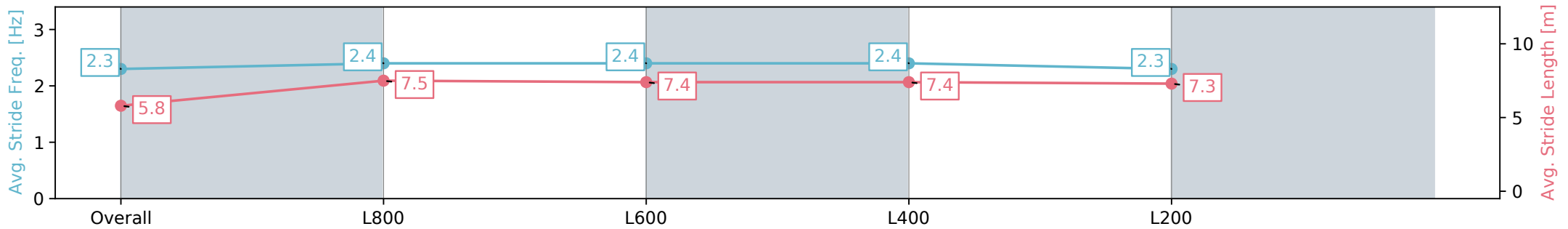
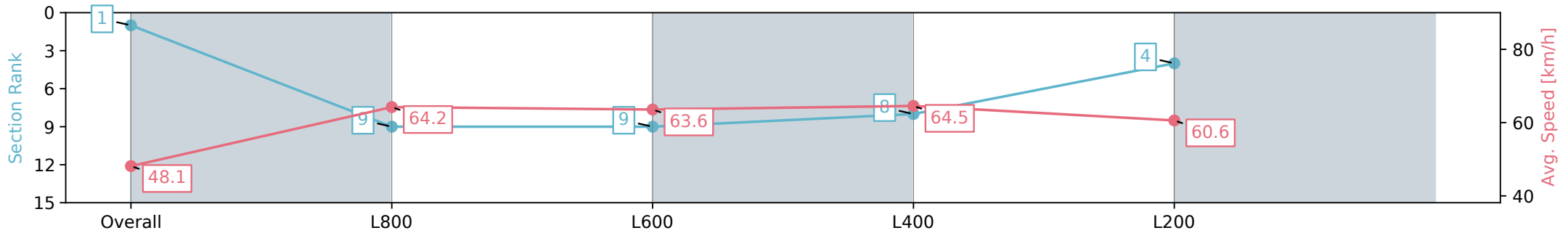
Race 4: Carlton Draught Maiden Plate - 1000m

18 September 2024 - 1:56PM

Track Rating: Good 4, Weather: Fine, Rail Position: +7m 1200m
Chute, +10m Remainder



Section	Overall	L800	L600	L400	L200
Section Times	1:00.92 [1] (0:14.98)	0:45.94 [9] (0:11.34)	0:34.60 [9] (0:11.56)	0:23.03 [8] (0:11.15)	0:11.88 [4] (0:11.88)
Average Speed [km/h]	48.1	64.2	63.6	64.5	60.6
Top Speed [km/h]	64.8	65.6	65.4	66.3	63.6
Avg. Dist. to Rail [m]	2.4	3.2	5.6	9.8	9.2
Avg. Stride Freq. [Hz]	2.3	2.4	2.4	2.4	2.3
Avg. Stride Length [m]	5.8	7.5	7.4	7.4	7.3



[] Ranking at each section and finish
 -:-:- No data available at this section
 NA No data available

Horse/Jockey Name	ALL TOO MYSTI/Lachlan Neindorf
Finish Rank	2
Fastest Section Time (Section)	0:11.13 (L800)
Top Speed [km/h] (Section)	66.9 (Overall)
Race State	Finished



Thomas Farms RC Murray Bridge SA - Professional

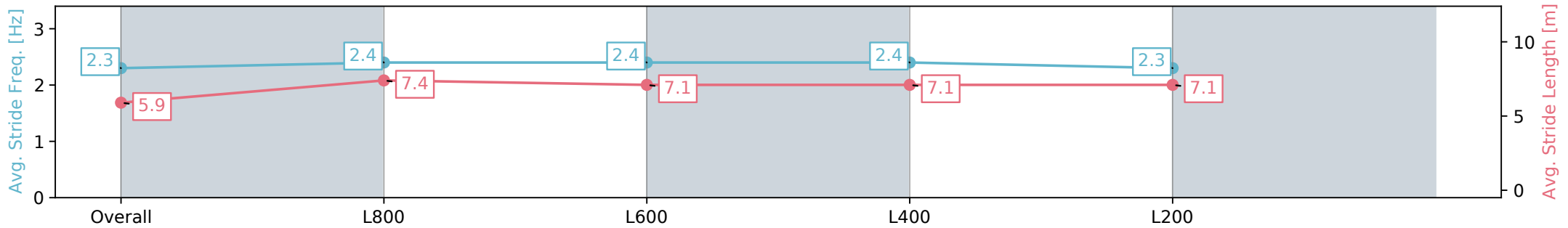
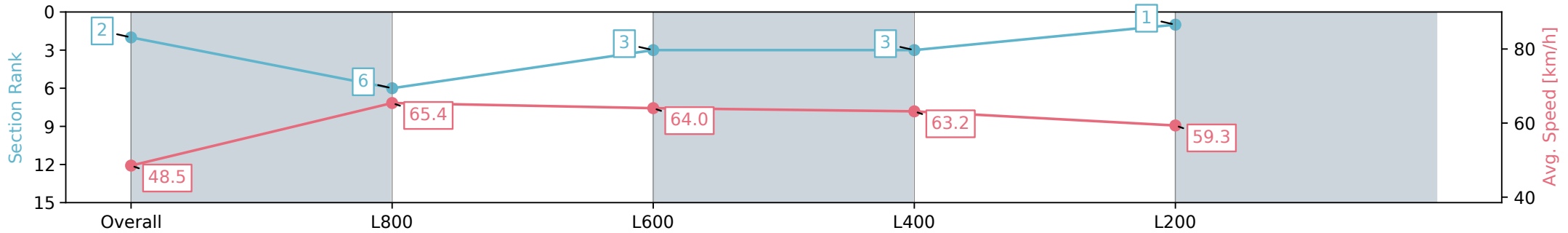
Race 4: Carlton Draught Maiden Plate - 1000m

18 September 2024 - 1:56PM

Track Rating: Good 4, Weather: Fine, Rail Position: +7m 1200m
Chute, +10m Remainder



Section	Overall	L800	L600	L400	L200
Section Times	1:01.00 [2] (0:14.87)	0:46.13 [6] (0:11.13)	0:35.00 [3] (0:11.48)	0:23.52 [3] (0:11.38)	0:12.14 [1] (0:12.14)
Average Speed [km/h]	48.5	65.4	64.0	63.2	59.3
Top Speed [km/h]	64.2	66.9	64.9	66.6	60.9
Avg. Dist. to Rail [m]	2.4	3.5	4.9	7.5	7.5
Avg. Stride Freq. [Hz]	2.3	2.4	2.4	2.4	2.3
Avg. Stride Length [m]	5.9	7.4	7.1	7.1	7.1



- [] Ranking at each section and finish
- :-:- No data available at this section
- NA No data available

Horse/Jockey Name	SCANDALIST/Jacob Opperman
Finish Rank	3
Fastest Section Time (Section)	0:11.32 (L800)
Top Speed [km/h] (Section)	66.0 (Overall)
Race State	Finished



Thomas Farms RC Murray Bridge SA - Professional

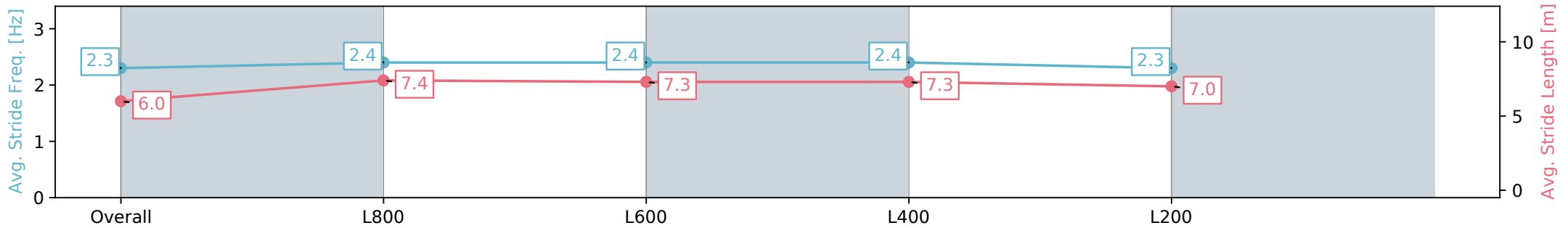
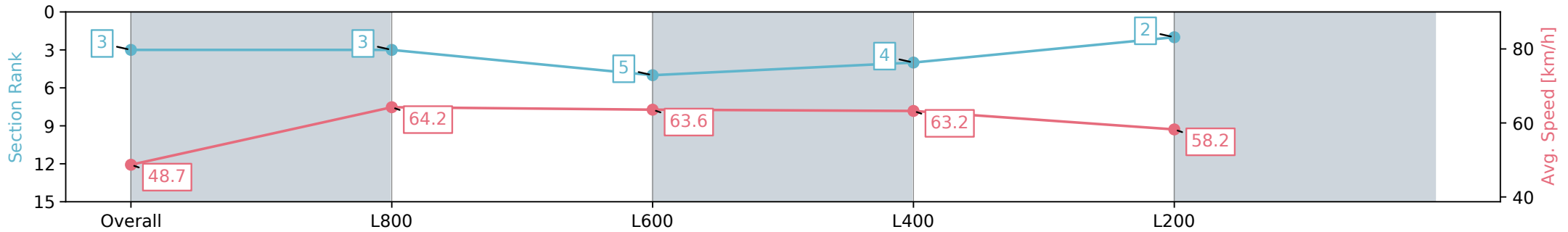
Race 4: Carlton Draught Maiden Plate - 1000m

18 September 2024 - 1:56PM

Track Rating: Good 4, Weather: Fine, Rail Position: +7m 1200m
Chute, +10m Remainder



Section	Overall	L800	L600	L400	L200
Section Times	1:01.28 [3] (0:14.77)	0:46.51 [3] (0:11.32)	0:35.19 [5] (0:11.42)	0:23.77 [4] (0:11.38)	0:12.39 [2] (0:12.39)
Average Speed [km/h]	48.7	64.2	63.6	63.2	58.2
Top Speed [km/h]	65.0	66.0	65.5	65.5	61.6
Avg. Dist. to Rail [m]	1.8	2.8	2.5	5.2	4.4
Avg. Stride Freq. [Hz]	2.3	2.4	2.4	2.4	2.3
Avg. Stride Length [m]	6.0	7.4	7.3	7.3	7.0



- [] Ranking at each section and finish
- :-:- No data available at this section
- NA No data available

Horse/Jockey Name	EL EXPLOSIVO/Caitlin Tootell
Finish Rank	4
Fastest Section Time (Section)	0:11.30 (L800)
Top Speed [km/h] (Section)	65.9 (Overall)
Race State	Finished



Thomas Farms RC Murray Bridge SA - Professional

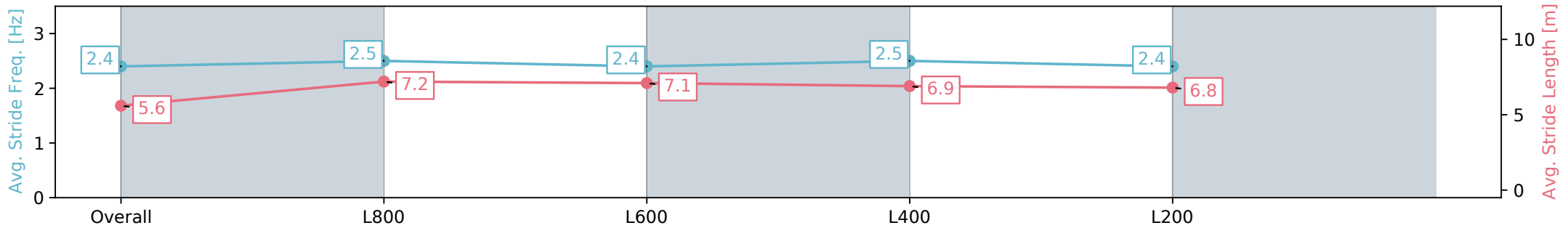
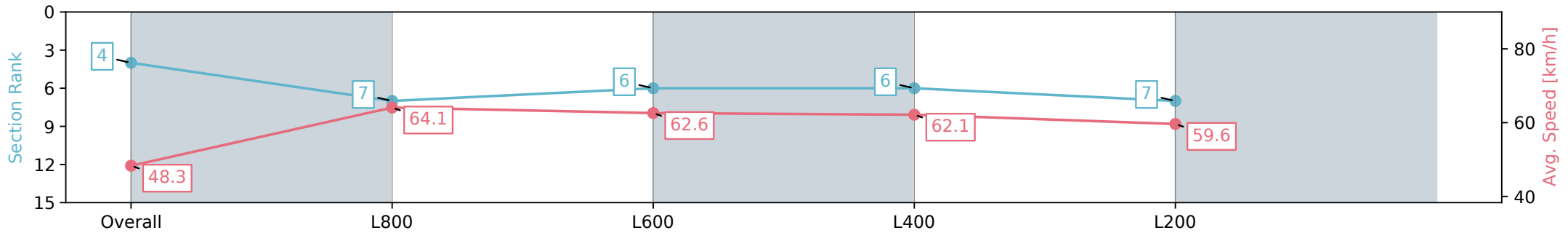
Race 4: Carlton Draught Maiden Plate - 1000m

18 September 2024 - 1:56PM

Track Rating: Good 4, Weather: Fine, Rail Position: +7m 1200m Chute, +10m Remainder



Section	Overall	L800	L600	L400	L200
Section Times	1:01.33 [4] (0:14.88)	0:46.45 [7] (0:11.30)	0:35.15 [6] (0:11.50)	0:23.65 [6] (0:11.57)	0:12.07 [7] (0:12.07)
Average Speed [km/h]	48.3	64.1	62.6	62.1	59.6
Top Speed [km/h]	65.9	65.8	64.1	63.2	61.5
Avg. Dist. to Rail [m]	2.4	1.6	0.4	3.1	5.1
Avg. Stride Freq. [Hz]	2.4	2.5	2.4	2.5	2.4
Avg. Stride Length [m]	5.6	7.2	7.1	6.9	6.8



- [] Ranking at each section and finish
- :-:- No data available at this section
- NA No data available

Horse/Jockey Name	JUSTA STAR/Taylor Johnstone
Finish Rank	5
Fastest Section Time (Section)	0:11.40 (L800)
Top Speed [km/h] (Section)	66.0 (Overall)
Race State	Finished



Thomas Farms RC Murray Bridge SA - Professional

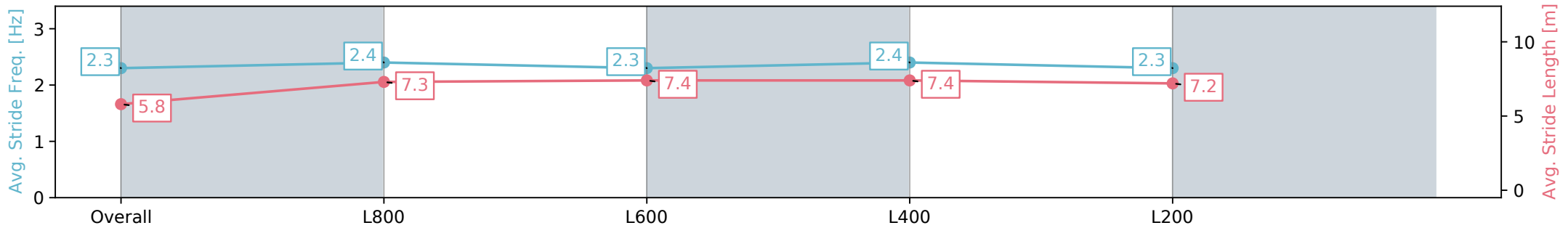
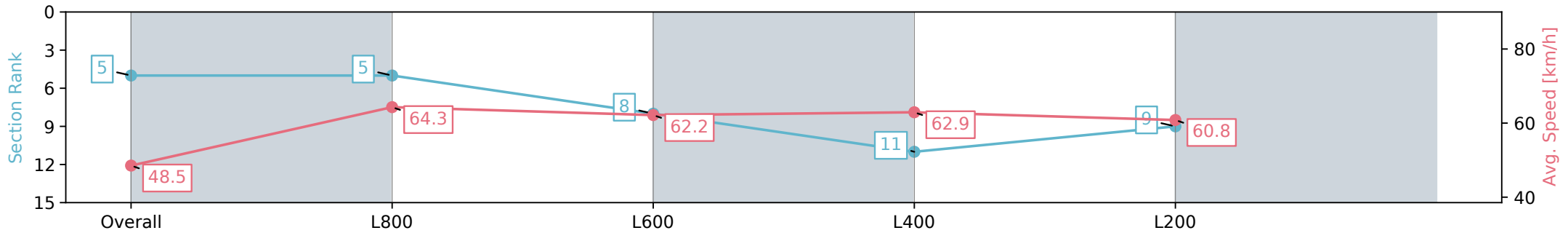
Race 4: Carlton Draught Maiden Plate - 1000m

18 September 2024 - 1:56PM

Track Rating: Good 4, Weather: Fine, Rail Position: +7m 1200m
Chute, +10m Remainder



Section	Overall	L800	L600	L400	L200
Section Times	1:01.37 [5] (0:14.86)	0:46.51 [5] (0:11.40)	0:35.11 [8] (0:11.84)	0:23.27 [11] (0:11.44)	0:11.83 [9] (0:11.83)
Average Speed [km/h]	48.5	64.3	62.2	62.9	60.8
Top Speed [km/h]	65.9	66.0	63.8	63.8	62.7
Avg. Dist. to Rail [m]	6.5	5.4	5.6	8.4	8.2
Avg. Stride Freq. [Hz]	2.3	2.4	2.3	2.4	2.3
Avg. Stride Length [m]	5.8	7.3	7.4	7.4	7.2



- [] Ranking at each section and finish
- :-:- No data available at this section
- NA No data available

Horse/Jockey Name	ARTICULATING/Samuel Payne
Finish Rank	6
Fastest Section Time (Section)	0:11.10 (L800)
Top Speed [km/h] (Section)	66.9 (Overall)
Race State	Finished



Thomas Farms RC Murray Bridge SA - Professional

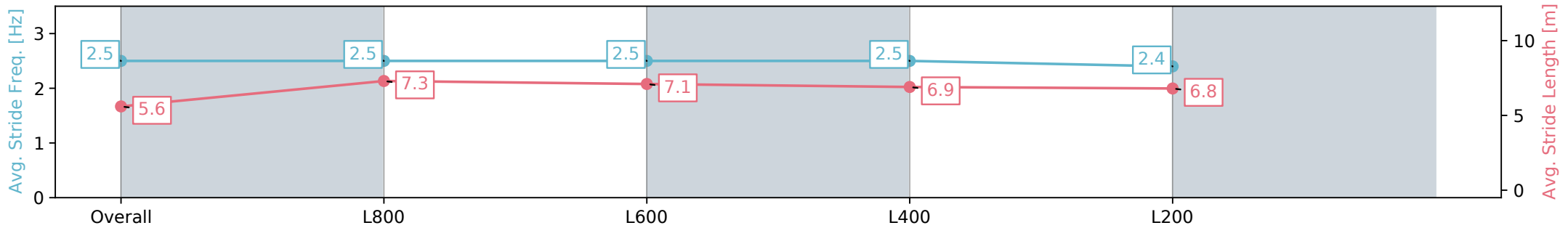
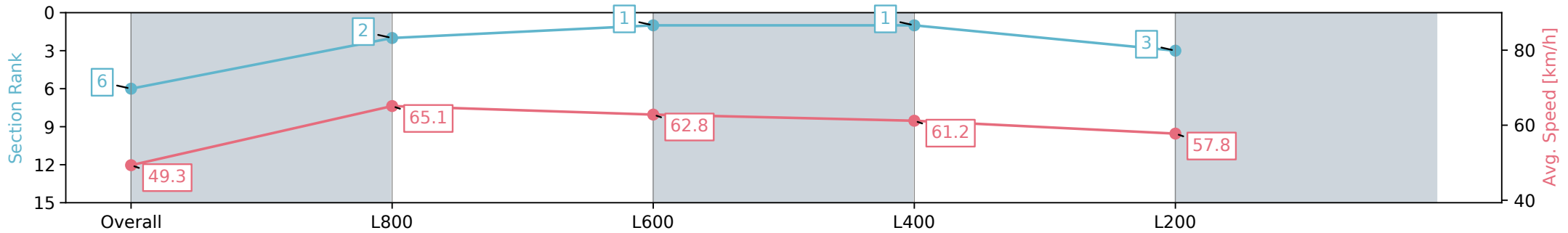
Race 4: Carlton Draught Maiden Plate - 1000m

18 September 2024 - 1:56PM

Track Rating: Good 4, Weather: Fine, Rail Position: +7m 1200m
Chute, +10m Remainder



Section	Overall	L800	L600	L400	L200
Section Times	1:01.39 [6] (0:14.60)	0:46.79 [2] (0:11.10)	0:35.69 [1] (0:11.47)	0:24.22 [1] (0:11.77)	0:12.45 [3] (0:12.45)
Average Speed [km/h]	49.3	65.1	62.8	61.2	57.8
Top Speed [km/h]	65.4	66.9	64.1	63.3	60.2
Avg. Dist. to Rail [m]	4.2	0.7	0.7	1.7	1.2
Avg. Stride Freq. [Hz]	2.5	2.5	2.5	2.5	2.4
Avg. Stride Length [m]	5.6	7.3	7.1	6.9	6.8



- [] Ranking at each section and finish
- :-:- No data available at this section
- NA No data available

Horse/Jockey Name	SHALHAVMUSIK/Ben Price
Finish Rank	7
Fastest Section Time (Section)	0:11.21 (L400)
Top Speed [km/h] (Section)	65.3 (L600)
Race State	Finished



Thomas Farms RC Murray Bridge SA - Professional

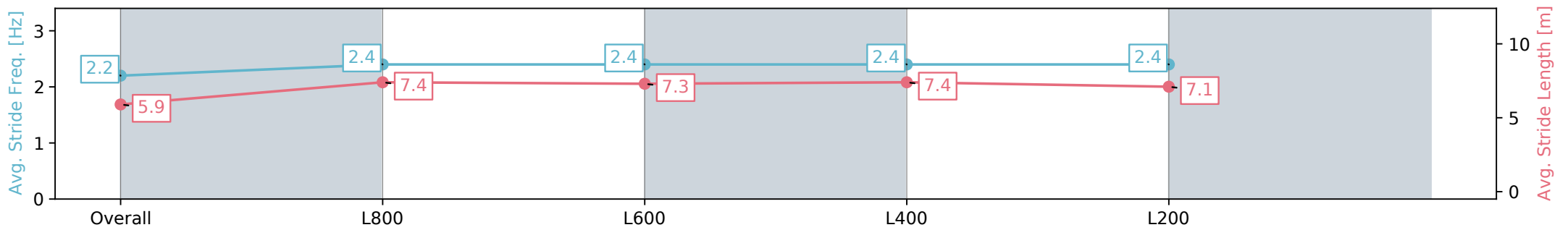
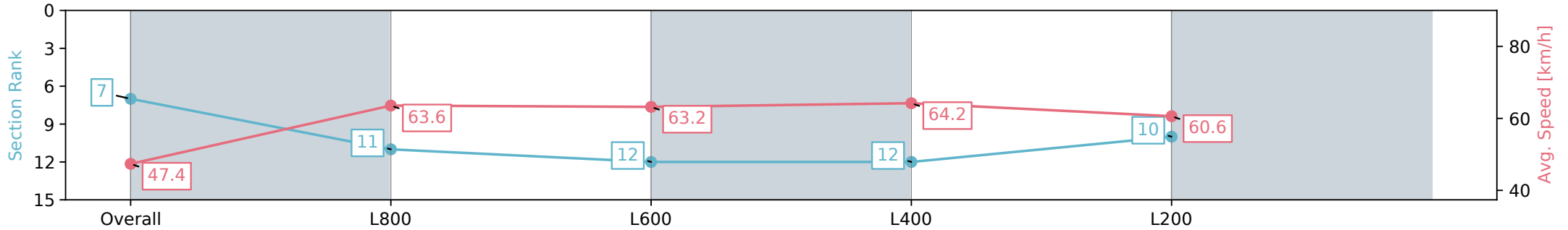
Race 4: Carlton Draught Maiden Plate - 1000m

18 September 2024 - 1:56PM

Track Rating: Good 4, Weather: Fine, Rail Position: +7m 1200m Chute, +10m Remainder



Section	Overall	L800	L600	L400	L200
Section Times	1:01.45 [7] (0:15.20)	0:46.25 [11] (0:11.52)	0:34.73 [12] (0:11.64)	0:23.09 [12] (0:11.21)	0:11.88 [10] (0:11.88)
Average Speed [km/h]	47.4	63.6	63.2	64.2	60.6
Top Speed [km/h]	63.3	64.8	65.0	65.3	63.4
Avg. Dist. to Rail [m]	3.8	4.4	5.9	12.1	10.0
Avg. Stride Freq. [Hz]	2.2	2.4	2.4	2.4	2.4
Avg. Stride Length [m]	5.9	7.4	7.3	7.4	7.1



[] Ranking at each section and finish
 -:-:- No data available at this section
 NA No data available

Horse/Jockey Name	GINGER SINNER/Jake Toeroek
Finish Rank	8
Fastest Section Time (Section)	0:11.18 (L800)
Top Speed [km/h] (Section)	65.8 (Overall)
Race State	Finished



Thomas Farms RC Murray Bridge SA - Professional

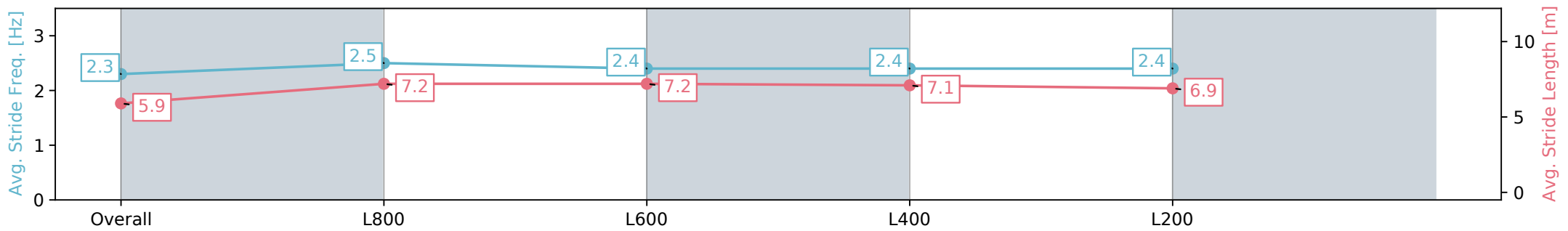
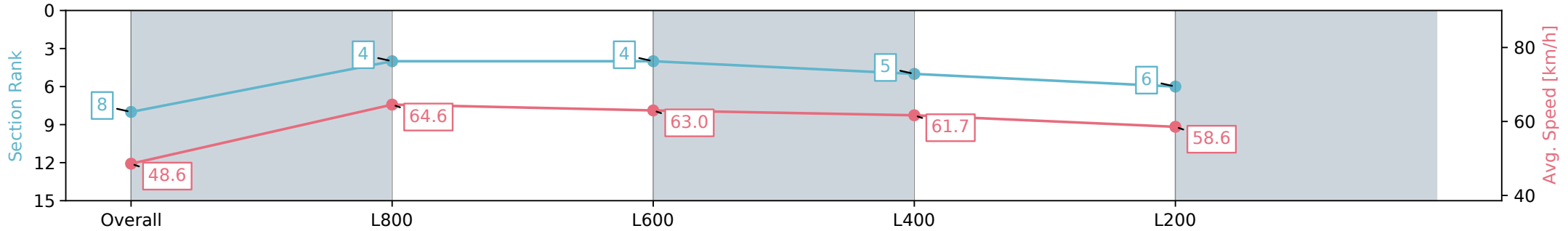
Race 4: Carlton Draught Maiden Plate - 1000m

18 September 2024 - 1:56PM

Track Rating: Good 4, Weather: Fine, Rail Position: +7m 1200m
Chute, +10m Remainder



Section	Overall	L800	L600	L400	L200
Section Times	1:01.48 [8] (0:14.83)	0:46.65 [4] (0:11.18)	0:35.47 [4] (0:11.50)	0:23.97 [5] (0:11.67)	0:12.30 [6] (0:12.30)
Average Speed [km/h]	48.6	64.6	63.0	61.7	58.6
Top Speed [km/h]	64.8	65.8	65.0	64.2	61.2
Avg. Dist. to Rail [m]	3.0	1.0	1.5	4.0	5.1
Avg. Stride Freq. [Hz]	2.3	2.5	2.4	2.4	2.4
Avg. Stride Length [m]	5.9	7.2	7.2	7.1	6.9



[] Ranking at each section and finish
 -:-:- No data available at this section
 NA No data available

Horse/Jockey Name	MYSTIC WONDER/Dom Tourneur
Finish Rank	9
Fastest Section Time (Section)	0:11.22 (L800)
Top Speed [km/h] (Section)	66.7 (Overall)
Race State	Finished



Thomas Farms RC Murray Bridge SA - Professional

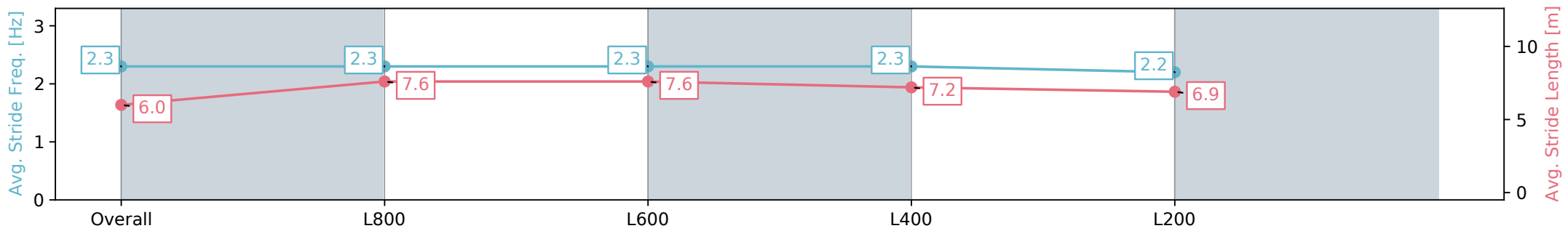
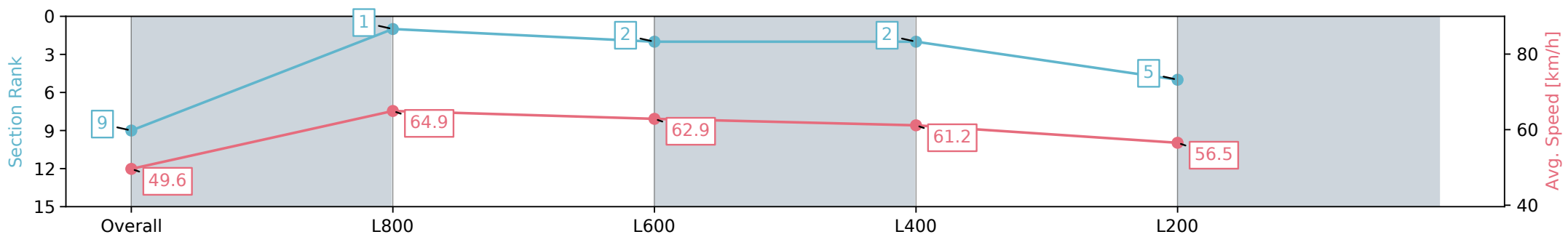
Race 4: Carlton Draught Maiden Plate - 1000m

18 September 2024 - 1:56PM

Track Rating: Good 4, Weather: Fine, Rail Position: +7m 1200m Chute, +10m Remainder



Section	Overall	L800	L600	L400	L200
Section Times	1:01.84 [9] (0:14.54)	0:47.30 [1] (0:11.22)	0:36.08 [2] (0:11.56)	0:24.51 [2] (0:11.78)	0:12.73 [5] (0:12.73)
Average Speed [km/h]	49.6	64.9	62.9	61.2	56.5
Top Speed [km/h]	66.2	66.7	64.1	63.1	58.9
Avg. Dist. to Rail [m]	6.1	3.6	2.8	4.3	5.2
Avg. Stride Freq. [Hz]	2.3	2.3	2.3	2.3	2.2
Avg. Stride Length [m]	6.0	7.6	7.6	7.2	6.9



[] Ranking at each section and finish
 -:-:- No data available at this section
 NA No data available

Horse/Jockey Name	SAYITONLYONCE/Georgie Catania
Finish Rank	10
Fastest Section Time (Section)	0:11.55 (L800)
Top Speed [km/h] (Section)	65.4 (Overall)
Race State	Finished



Thomas Farms RC Murray Bridge SA - Professional

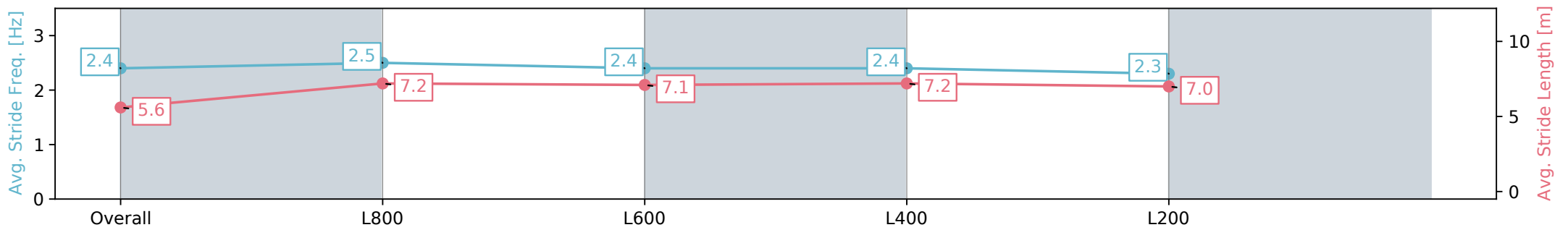
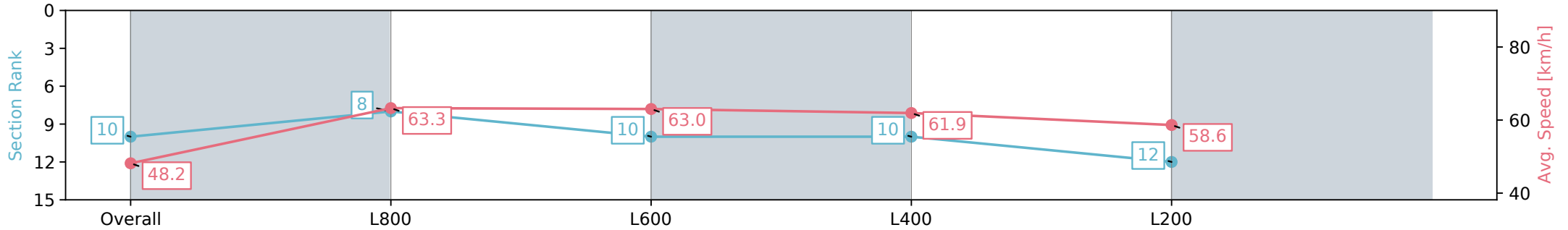
Race 4: Carlton Draught Maiden Plate - 1000m

18 September 2024 - 1:56PM

Track Rating: Good 4, Weather: Fine, Rail Position: +7m 1200m Chute, +10m Remainder



Section	Overall	L800	L600	L400	L200
Section Times	1:02.00 [10] (0:14.95)	0:47.05 [8] (0:11.55)	0:35.50 [10] (0:11.59)	0:23.91 [10] (0:11.63)	0:12.28 [12] (0:12.28)
Average Speed [km/h]	48.2	63.3	63.0	61.9	58.6
Top Speed [km/h]	63.9	65.4	64.6	63.1	60.7
Avg. Dist. to Rail [m]	2.3	4.1	3.5	6.7	5.5
Avg. Stride Freq. [Hz]	2.4	2.5	2.4	2.4	2.3
Avg. Stride Length [m]	5.6	7.2	7.1	7.2	7.0



[] Ranking at each section and finish
 -:-:- No data available at this section
 NA No data available

Horse/Jockey Name	CASBOURG/Dylan Caboche
Finish Rank	11
Fastest Section Time (Section)	0:11.20 (L800)
Top Speed [km/h] (Section)	66.4 (Overall)
Race State	Finished



Thomas Farms RC Murray Bridge SA - Professional

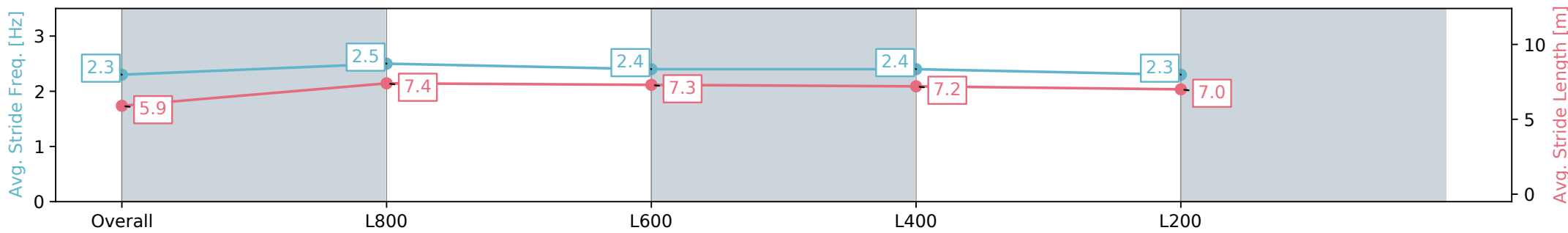
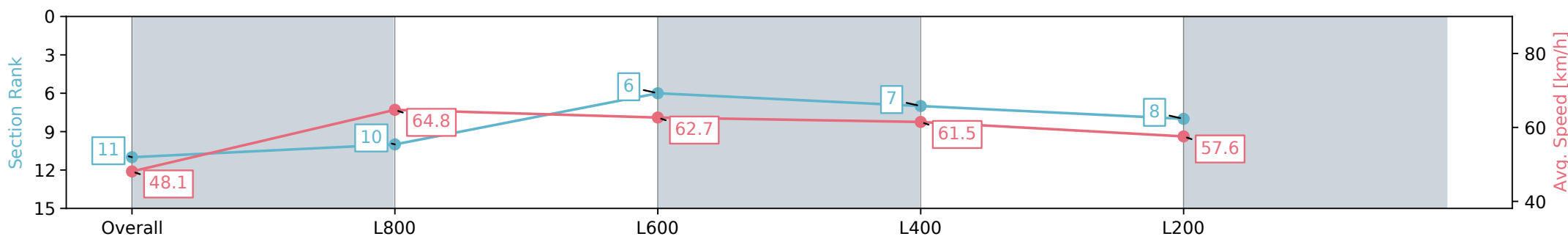
Race 4: Carlton Draught Maiden Plate - 1000m

18 September 2024 - 1:56PM

Track Rating: Good 4, Weather: Fine, Rail Position: +7m 1200m Chute, +10m Remainder



Section	Overall	L800	L600	L400	L200
Section Times	1:02.02 [11] (0:14.98)	0:47.04 [10] (0:11.20)	0:35.84 [6] (0:11.63)	0:24.21 [7] (0:11.72)	0:12.49 [8] (0:12.49)
Average Speed [km/h]	48.1	64.8	62.7	61.5	57.6
Top Speed [km/h]	66.4	66.4	64.3	62.8	59.7
Avg. Dist. to Rail [m]	2.3	2.3	3.4	6.8	7.6
Avg. Stride Freq. [Hz]	2.3	2.5	2.4	2.4	2.3
Avg. Stride Length [m]	5.9	7.4	7.3	7.2	7.0



[] Ranking at each section and finish
 -:-:- No data available at this section
 NA No data available

Horse/Jockey Name	VALLEY SHOP/Teagan Voorham
Finish Rank	12
Fastest Section Time (Section)	0:11.23 (L800)
Top Speed [km/h] (Section)	65.8 (L800)
Race State	Finished



Thomas Farms RC Murray Bridge SA - Professional

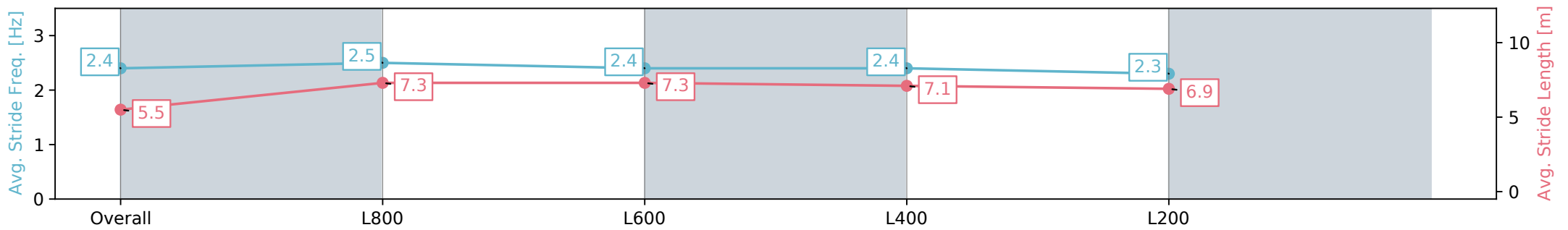
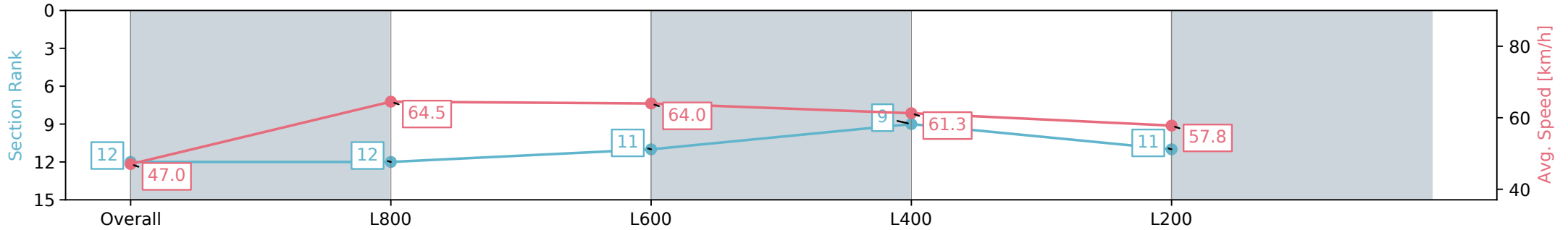
Race 4: Carlton Draught Maiden Plate - 1000m

18 September 2024 - 1:56PM

Track Rating: Good 4, Weather: Fine, Rail Position: +7m 1200m Chute, +10m Remainder



Section	Overall	L800	L600	L400	L200
Section Times	1:02.18 [12] (0:15.32)	0:46.86 [12] (0:11.23)	0:35.63 [11] (0:11.40)	0:24.23 [9] (0:11.76)	0:12.47 [11] (0:12.47)
Average Speed [km/h]	47.0	64.5	64.0	61.3	57.8
Top Speed [km/h]	62.8	65.6	65.8	62.8	59.5
Avg. Dist. to Rail [m]	4.8	2.8	3.4	3.5	2.5
Avg. Stride Freq. [Hz]	2.4	2.5	2.4	2.4	2.3
Avg. Stride Length [m]	5.5	7.3	7.3	7.1	6.9



[] Ranking at each section and finish
 -:-:- No data available at this section
 NA No data available