



RACINGSA

Thomas Farms RC Murray Bridge SA

Race 3: Thomas Farms Maiden Plate - 1200m

18 September 2024 - 1:20PM



Murray Bridge
Racing Club

Track Rating: Good 4, Weather: Fine, Rail Position: +7m 1200m Chute, +10m Remainder

Section Field Times							Overall	L1000	L800	L600	L400	L200		
							1:13.89 (0:14.72)	0:59.17 (0:11.17)	0:48.00 (0:11.46)	0:36.54 (0:11.91)	0:24.63 (0:12.28)	0:12.35 (0:12.35)		
Position	#	Horse/Jockey	Barrier	Top Speed [km/h]	Fastest Section	First 400m						Margin	Distance Travelled From Winner [m]	
1	6	TOTTORI Jake Toeroek	13	64.7 1000-800	0:11.39 1000-800	0:26.56	1:13.89 (0:15.18)	0:58.71 [9] (0:11.39)	0:47.32 [7] (0:11.61)	0:35.71 [6] (0:11.78)	0:23.93 [3] (0:11.73)	0:12.20 [2] (0:12.20)	1:13.89	
2	8	FLYING YANK Felicity Atkinson	5	63.5 1200-1000	0:11.52 1000-800	0:26.60	1:14.47 (0:15.08)	0:59.39 [7] (0:11.52)	0:47.87 [8] (0:11.68)	0:36.19 [7] (0:11.71)	0:24.48 [4] (0:11.98)	0:12.50 [3] (0:12.50)	3.5L	-1
3	7	DARK HELMET Brooke King	3	63.6 1000-800	0:11.64 400-200	0:27.15	1:14.47 (0:15.49)	0:58.98 [12] (0:11.66)	0:47.32 [11] (0:11.75)	0:35.57 [12] (0:11.70)	0:23.87 [12] (0:11.64)	0:12.23 [5] (0:12.23)	3.5L	-2
4	15	THE POSTIE Rochelle Milnes	4	64.4 1000-800	0:11.53 1000-800	0:27.37	1:14.67 (0:15.84)	0:58.83 [14] (0:11.53)	0:47.30 [13] (0:11.75)	0:35.55 [13] (0:11.88)	0:23.67 [13] (0:11.65)	0:12.02 [10] (0:12.02)	4.7L	-2
5	4	MERCURY EIGHT Alan Lai	6	65.6 1200-1000	0:11.11 1000-800	0:25.88	1:14.68 (0:14.77)	0:59.91 [2] (0:11.11)	0:48.80 [1] (0:11.46)	0:37.34 [1] (0:11.91)	0:25.43 [1] (0:12.28)	0:13.15 [1] (0:13.15)	4.8L	-4
6	9	I'M PAMPERED Stacey Metcalfe	14	63.1 1200-1000	0:11.52 1000-800	0:26.35	1:15.37 (0:14.83)	1:00.54 [3] (0:11.52)	0:49.02 [4] (0:11.93)	0:37.09 [8] (0:12.08)	0:25.01 [10] (0:11.95)	0:13.06 [6] (0:13.06)	9.0L	+2
7	11	QUINDIO Caitlyn Munro	7	64.2 800-600	0:11.47 800-600	0:27.26	1:15.47 (0:15.45)	1:00.02 [11] (0:11.81)	0:48.21 [12] (0:11.47)	0:36.74 [11] (0:11.57)	0:25.16 [8] (0:12.13)	0:13.03 [8] (0:13.03)	9.6L	-3
8	13	VELVET GEM Callan Murray	10	63.8 1200-1000	0:11.42 1000-800	0:26.35	1:15.66 (0:14.93)	1:00.73 [4] (0:11.42)	0:49.31 [3] (0:11.67)	0:37.64 [4] (0:12.00)	0:25.64 [5] (0:12.38)	0:13.26 [7] (0:13.26)	10.7L	+1
9	2	HECS DEBT Todd Pannell	9	64.3 1200-1000	0:11.28 1000-800	0:26.01	1:15.70 (0:14.72)	1:00.98 [1] (0:11.28)	0:49.69 [2] (0:11.64)	0:38.05 [2] (0:12.08)	0:25.97 [2] (0:12.38)	0:13.59 [4] (0:13.59)	10.9L	-1
10	10	KOOL 'N' CLASSY Sairyn Fawke	12	64.5 1000-800	0:11.54 1000-800	0:26.65	1:15.81 (0:15.11)	1:00.70 [8] (0:11.54)	0:49.16 [9] (0:11.82)	0:37.34 [9] (0:11.95)	0:25.39 [11] (0:12.04)	0:13.35 [9] (0:13.35)	11.6L	+1

Scratched: Reptilian (#12)

Report Created: Wed 18 September 2024 14:07:03 GMT+10 (Note: Timing is based on positional data)

Page 1/16

- [] Position in running at each section and finish
- #: Saddle cloth number
- No data available at this section
- DNF Did not finish
- NA No data available
- DNT Did not track
- █ Background shading for fastest section



RACINGSA

Thomas Farms RC Murray Bridge SA
Race 3: Thomas Farms Maiden Plate - 1200m
18 September 2024 - 1:20PM



Murray Bridge
Racing Club

Track Rating: Good 4, Weather: Fine, Rail Position: +7m 1200m Chute, +10m Remainder

Section Field Times							Overall	L1000	L800	L600	L400	L200		
							1:13.89 (0:14.72)	0:59.17 (0:11.17)	0:48.00 (0:11.46)	0:36.54 (0:11.91)	0:24.63 (0:12.28)	0:12.35 (0:12.35)		
Position	#	Horse/Jockey	Barrier	Top Speed [km/h]	Fastest Section	First 400m						Margin	Distance Travelled From Winner [m]	
11	3	MARGIN OF ERROR Justin Potter	1	63.1 1000-800	0:11.68 600-400	0:26.94	1:16.01 (0:15.22)	1:00.79 [10] (0:11.72)	0:49.07 [10] (0:11.69)	0:37.38 [10] (0:11.68)	0:25.70 [9] (0:12.40)	0:13.30 [11] (0:13.30)	12.8L	-6
12	5	THAMOKEE Jade Doyle	11	64.7 1200-1000	0:11.42 1000-800	0:26.48	1:17.05 (0:15.06)	1:01.99 [5] (0:11.42)	0:50.57 [6] (0:11.64)	0:38.93 [5] (0:11.96)	0:26.97 [6] (0:12.71)	0:14.26 [12] (0:14.26)	19.1L	-1
13	1	DREAMT OF ME Dom Tourneur	8	65.2 1200-1000	0:11.34 1000-800	0:26.41	1:17.15 (0:15.07)	1:02.08 [6] (0:11.34)	0:50.74 [5] (0:11.49)	0:39.25 [3] (0:12.21)	0:27.04 [7] (0:12.90)	0:14.14 [13] (0:14.14)	19.7L	-3
14	14	HELLABALOU Ben Price	2	63.9 800-600	0:11.87 600-400	0:27.67	1:19.58 (0:15.76)	1:03.82 [13] (0:11.91)	0:51.91 [14] (0:12.02)	0:39.89 [14] (0:11.87)	0:28.02 [14] (0:12.53)	0:15.49 [14] (0:15.49)	34.3L	-7

Scratched: Reptilian (#12)

- [] Position in running at each section and finish # Saddle cloth number
- :--:-- No data available at this section **DNF** Did not finish
- NA** No data available **DNT** Did not track
- █ Background shading for fastest section

Horse/Jockey Name	TOTTORI/Jake Toeroek
Finish Rank	1
Fastest Section Time (Section)	0:11.39 (L1000)
Top Speed [km/h] (Section)	64.7 (L1000)
Race State	Finished



Thomas Farms RC Murray Bridge SA - Professional

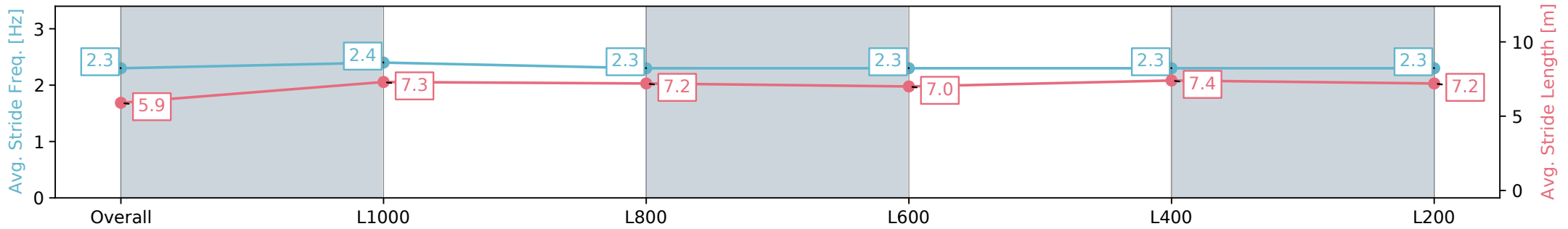
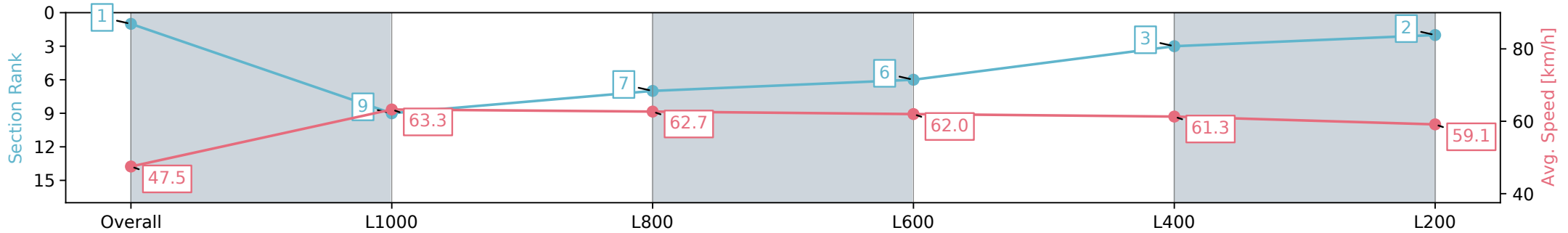
Race 3: Thomas Farms Maiden Plate - 1200m

18 September 2024 - 1:20PM

Track Rating: Good 4, Weather: Fine, Rail Position: +7m 1200m
Chute, +10m Remainder



Section	Overall	L1000	L800	L600	L400	L200
Section Times	1:13.89 [1] (0:15.18)	0:58.71 [9] (0:11.39)	0:47.32 [7] (0:11.61)	0:35.71 [6] (0:11.78)	0:23.93 [3] (0:11.73)	0:12.20 [2] (0:12.20)
Average Speed [km/h]	47.5	63.3	62.7	62.0	61.3	59.1
Top Speed [km/h]	64.4	64.1	64.7	62.5	62.4	60.7
Avg. Dist. to Rail [m]	9.4	0.5	2.8	4.3	8.0	7.5
Avg. Stride Freq. [Hz]	2.3	2.4	2.3	2.3	2.3	2.3
Avg. Stride Length [m]	5.9	7.3	7.2	7.0	7.4	7.2



- [] Ranking at each section and finish
- :-:- No data available at this section
- NA No data available

Horse/Jockey Name	FLYING YANK/Felicity Atkinson
Finish Rank	2
Fastest Section Time (Section)	0:11.52 (L1000)
Top Speed [km/h] (Section)	63.5 (Overall)
Race State	Finished



Thomas Farms RC Murray Bridge SA - Professional

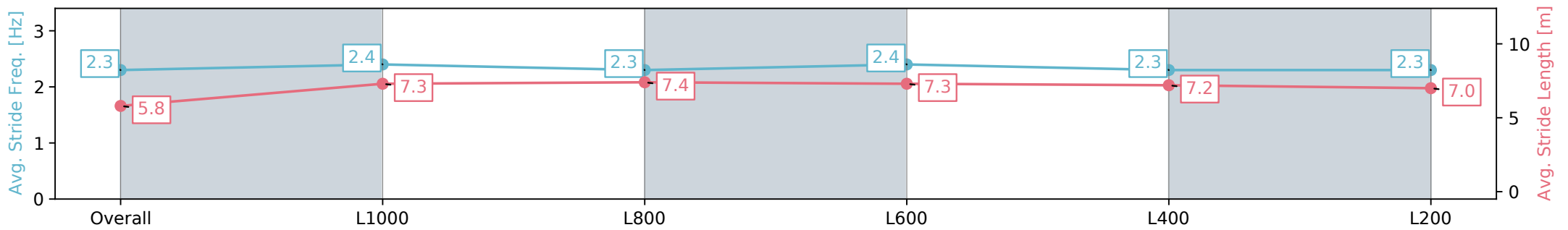
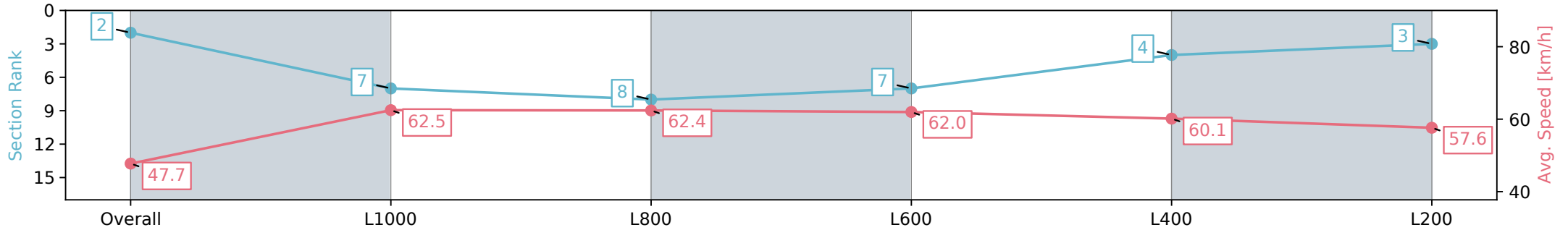
Race 3: Thomas Farms Maiden Plate - 1200m

18 September 2024 - 1:20PM

Track Rating: Good 4, Weather: Fine, Rail Position: +7m 1200m
Chute, +10m Remainder



Section	Overall	L1000	L800	L600	L400	L200
Section Times	1:14.47 [2] (0:15.08)	0:59.39 [7] (0:11.52)	0:47.87 [8] (0:11.68)	0:36.19 [7] (0:11.71)	0:24.48 [4] (0:11.98)	0:12.50 [3] (0:12.50)
Average Speed [km/h]	47.7	62.5	62.4	62.0	60.1	57.6
Top Speed [km/h]	63.5	63.4	63.5	62.8	61.9	58.8
Avg. Dist. to Rail [m]	4.0	0.7	3.1	1.8	4.0	5.7
Avg. Stride Freq. [Hz]	2.3	2.4	2.3	2.4	2.3	2.3
Avg. Stride Length [m]	5.8	7.3	7.4	7.3	7.2	7.0



[] Ranking at each section and finish
 -:-:- No data available at this section
 NA No data available

Horse/Jockey Name	DARK HELMET/Brooke King
Finish Rank	3
Fastest Section Time (Section)	0:11.64 (L400)
Top Speed [km/h] (Section)	63.6 (L1000)
Race State	Finished



Thomas Farms RC Murray Bridge SA - Professional

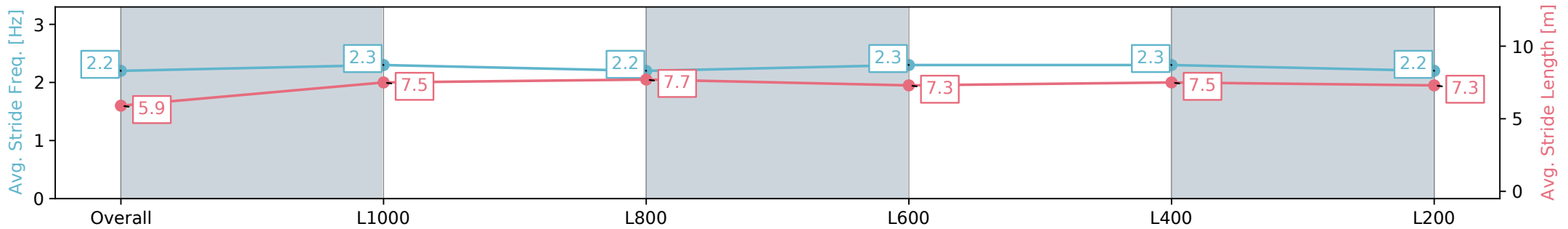
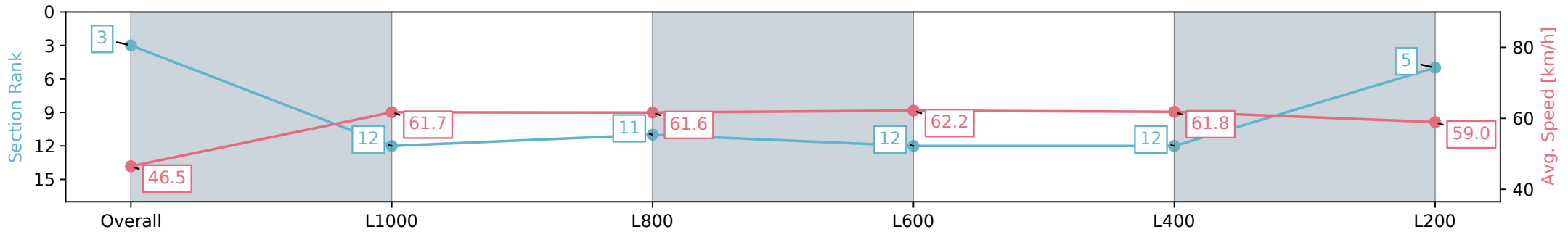
Race 3: Thomas Farms Maiden Plate - 1200m

18 September 2024 - 1:20PM

Track Rating: Good 4, Weather: Fine, Rail Position: +7m 1200m
Chute, +10m Remainder



Section	Overall	L1000	L800	L600	L400	L200
Section Times	1:14.47 [3] (0:15.49)	0:58.98 [12] (0:11.66)	0:47.32 [11] (0:11.75)	0:35.57 [12] (0:11.70)	0:23.87 [12] (0:11.64)	0:12.23 [5] (0:12.23)
Average Speed [km/h]	46.5	61.7	61.6	62.2	61.8	59.0
Top Speed [km/h]	62.2	63.3	63.6	63.1	63.1	61.5
Avg. Dist. to Rail [m]	2.9	2.3	1.7	3.0	10.4	8.4
Avg. Stride Freq. [Hz]	2.2	2.3	2.2	2.3	2.3	2.2
Avg. Stride Length [m]	5.9	7.5	7.7	7.3	7.5	7.3



- [] Ranking at each section and finish
- :-:- No data available at this section
- NA No data available

Horse/Jockey Name	THE POSTIE/Rochelle Milnes
Finish Rank	4
Fastest Section Time (Section)	0:11.53 (L1000)
Top Speed [km/h] (Section)	64.4 (L1000)
Race State	Finished



Thomas Farms RC Murray Bridge SA - Professional

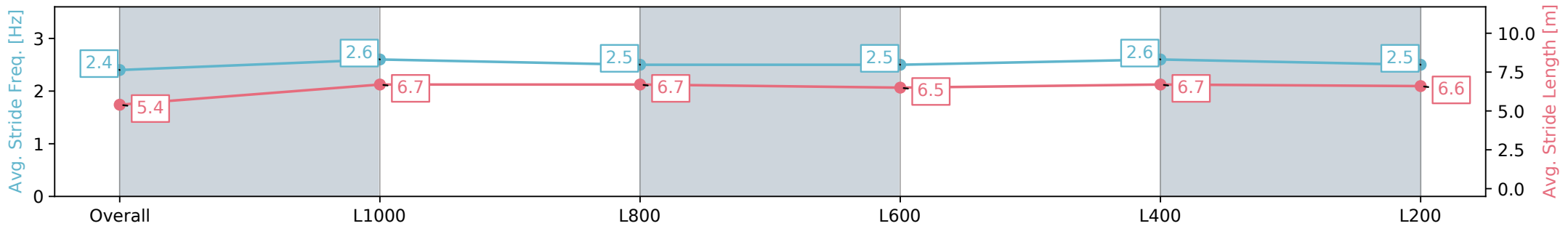
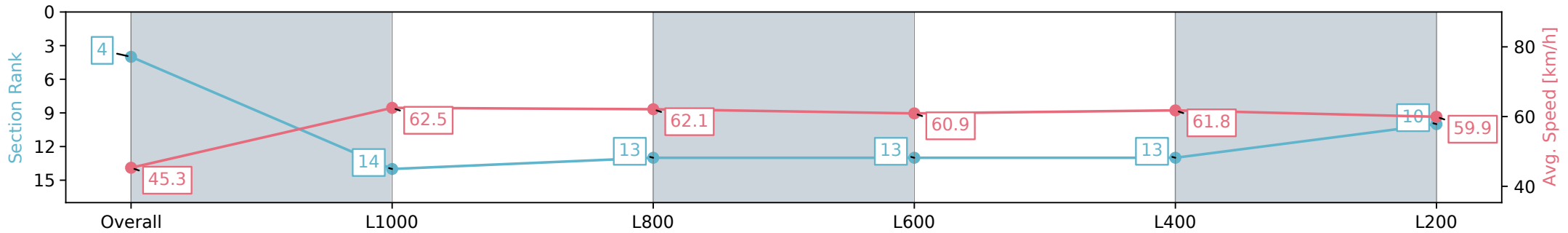
Race 3: Thomas Farms Maiden Plate - 1200m

18 September 2024 - 1:20PM

Track Rating: Good 4, Weather: Fine, Rail Position: +7m 1200m
Chute, +10m Remainder



Section	Overall	L1000	L800	L600	L400	L200
Section Times	1:14.67 [4] (0:15.84)	0:58.83 [14] (0:11.53)	0:47.30 [13] (0:11.75)	0:35.55 [13] (0:11.88)	0:23.67 [13] (0:11.65)	0:12.02 [10] (0:12.02)
Average Speed [km/h]	45.3	62.5	62.1	60.9	61.8	59.9
Top Speed [km/h]	62.4	63.9	64.4	61.8	63.0	62.0
Avg. Dist. to Rail [m]	3.8	0.9	3.2	2.1	7.7	9.6
Avg. Stride Freq. [Hz]	2.4	2.6	2.5	2.5	2.6	2.5
Avg. Stride Length [m]	5.4	6.7	6.7	6.5	6.7	6.6



- [] Ranking at each section and finish
- :-:- No data available at this section
- NA No data available

Horse/Jockey Name	MERCURY EIGHT/Alan Lai
Finish Rank	5
Fastest Section Time (Section)	0:11.11 (L1000)
Top Speed [km/h] (Section)	65.6 (Overall)
Race State	Finished



Thomas Farms RC Murray Bridge SA - Professional

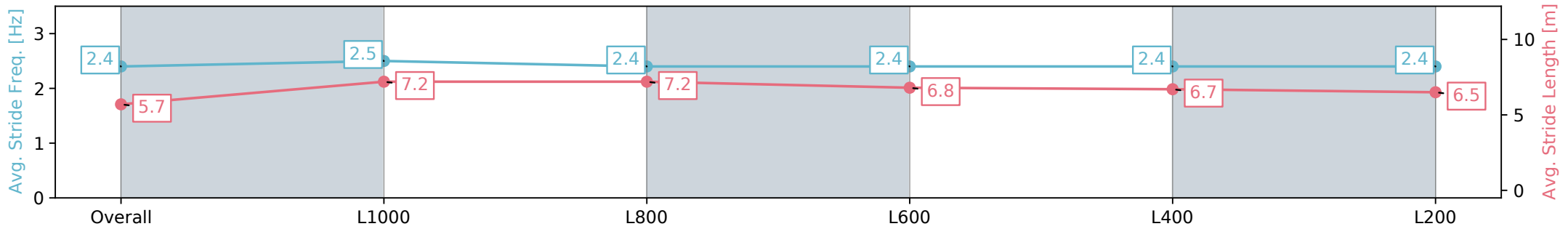
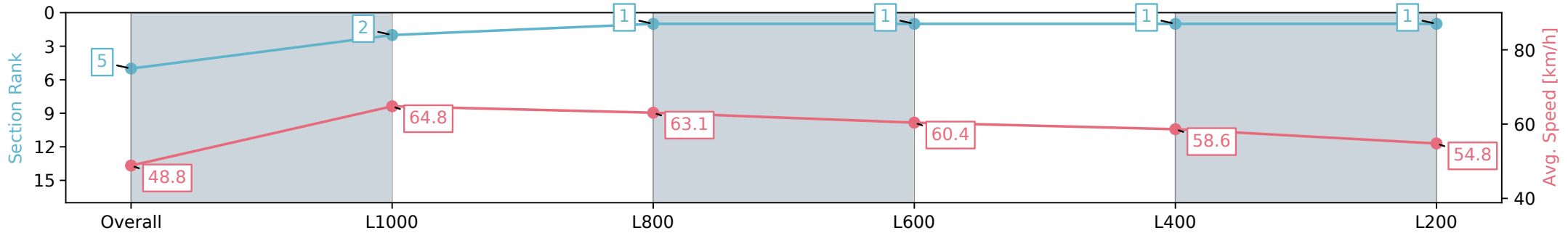
Race 3: Thomas Farms Maiden Plate - 1200m

18 September 2024 - 1:20PM

Track Rating: Good 4, Weather: Fine, Rail Position: +7m 1200m
Chute, +10m Remainder



Section	Overall	L1000	L800	L600	L400	L200
Section Times	1:14.68 [5] (0:14.77)	0:59.91 [2] (0:11.11)	0:48.80 [1] (0:11.46)	0:37.34 [1] (0:11.91)	0:25.43 [1] (0:12.28)	0:13.15 [1] (0:13.15)
Average Speed [km/h]	48.8	64.8	63.1	60.4	58.6	54.8
Top Speed [km/h]	64.4	65.6	65.1	62.7	59.8	57.5
Avg. Dist. to Rail [m]	5.3	1.8	0.9	0.9	2.6	2.6
Avg. Stride Freq. [Hz]	2.4	2.5	2.4	2.4	2.4	2.4
Avg. Stride Length [m]	5.7	7.2	7.2	6.8	6.7	6.5



- [] Ranking at each section and finish
- :-:- No data available at this section
- NA No data available

Horse/Jockey Name	I'M PAMPERED/Stacey Metcalfe
Finish Rank	6
Fastest Section Time (Section)	0:11.52 (L1000)
Top Speed [km/h] (Section)	63.1 (Overall)
Race State	Finished



Thomas Farms RC Murray Bridge SA - Professional

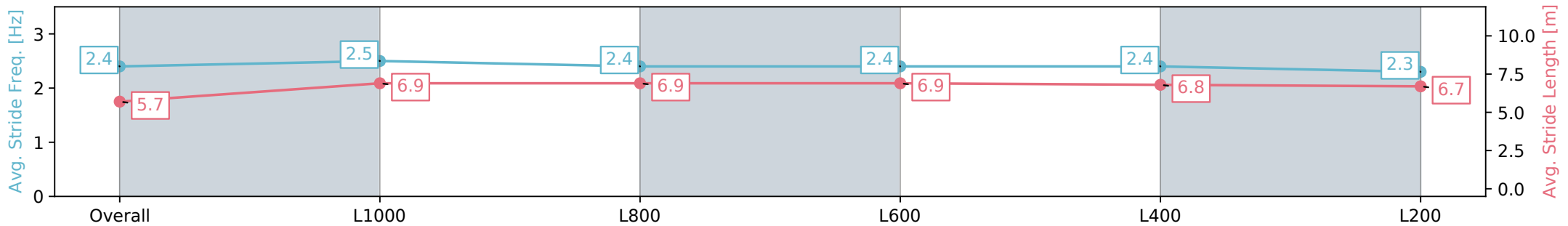
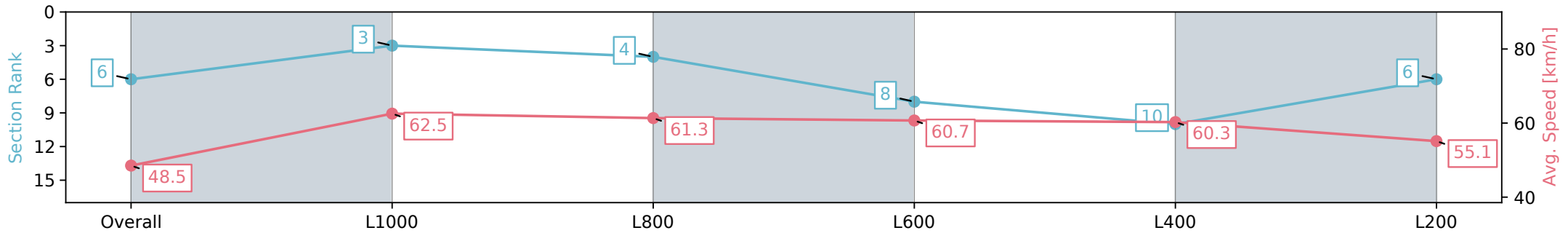
Race 3: Thomas Farms Maiden Plate - 1200m

18 September 2024 - 1:20PM

Track Rating: Good 4, Weather: Fine, Rail Position: +7m 1200m
Chute, +10m Remainder



Section	Overall	L1000	L800	L600	L400	L200
Section Times	1:15.37 [6] (0:14.83)	1:00.54 [3] (0:11.52)	0:49.02 [4] (0:11.93)	0:37.09 [8] (0:12.08)	0:25.01 [10] (0:11.95)	0:13.06 [6] (0:13.06)
Average Speed [km/h]	48.5	62.5	61.3	60.7	60.3	55.1
Top Speed [km/h]	63.1	63.1	62.5	61.4	61.9	58.8
Avg. Dist. to Rail [m]	10.6	2.9	4.9	4.1	8.7	7.6
Avg. Stride Freq. [Hz]	2.4	2.5	2.4	2.4	2.4	2.3
Avg. Stride Length [m]	5.7	6.9	6.9	6.9	6.8	6.7



[] Ranking at each section and finish
 -:-:- No data available at this section
 NA No data available

Horse/Jockey Name	QUINDIO/Caitlyn Munro
Finish Rank	7
Fastest Section Time (Section)	0:11.47 (L800)
Top Speed [km/h] (Section)	64.2 (L800)
Race State	Finished



Thomas Farms RC Murray Bridge SA - Professional

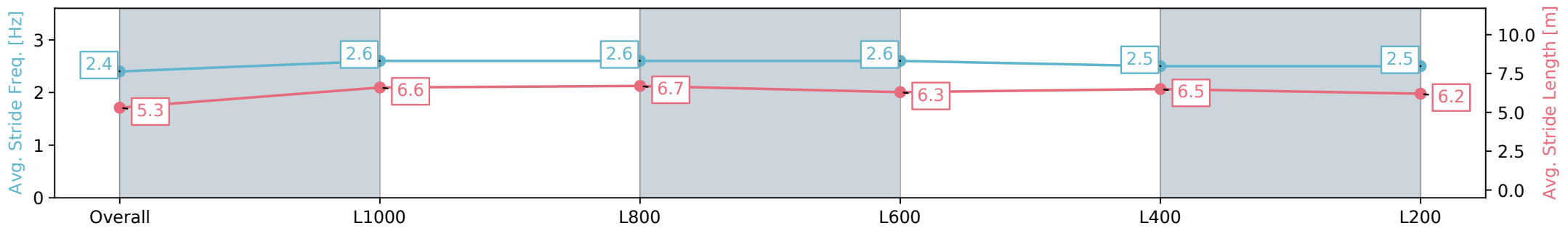
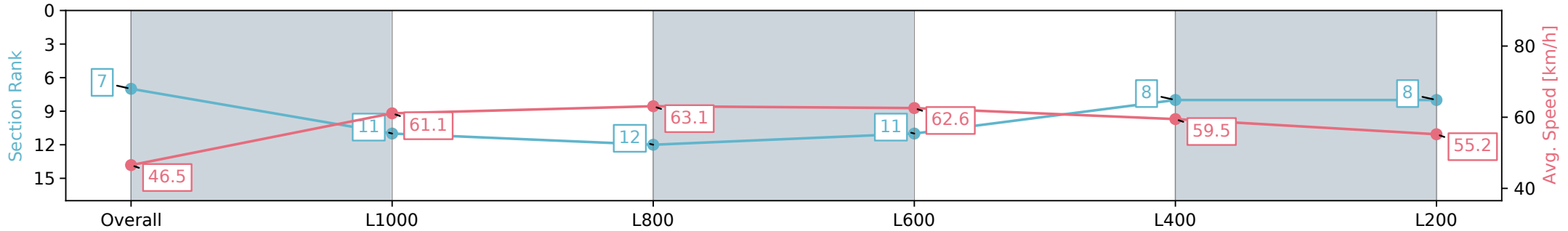
Race 3: Thomas Farms Maiden Plate - 1200m

18 September 2024 - 1:20PM

Track Rating: Good 4, Weather: Fine, Rail Position: +7m 1200m
Chute, +10m Remainder



Section	Overall	L1000	L800	L600	L400	L200
Section Times	1:15.47 [7] (0:15.45)	1:00.02 [11] (0:11.81)	0:48.21 [12] (0:11.47)	0:36.74 [11] (0:11.57)	0:25.16 [8] (0:12.13)	0:13.03 [8] (0:13.03)
Average Speed [km/h]	46.5	61.1	63.1	62.6	59.5	55.2
Top Speed [km/h]	61.1	62.3	64.1	64.2	61.9	57.0
Avg. Dist. to Rail [m]	5.6	0.6	2.3	1.7	3.4	3.3
Avg. Stride Freq. [Hz]	2.4	2.6	2.6	2.6	2.5	2.5
Avg. Stride Length [m]	5.3	6.6	6.7	6.3	6.5	6.2



[] Ranking at each section and finish
 -:-:- No data available at this section
 NA No data available

Horse/Jockey Name	VELVET GEM/Callan Murray
Finish Rank	8
Fastest Section Time (Section)	0:11.42 (L1000)
Top Speed [km/h] (Section)	63.8 (Overall)
Race State	Finished



Thomas Farms RC Murray Bridge SA - Professional

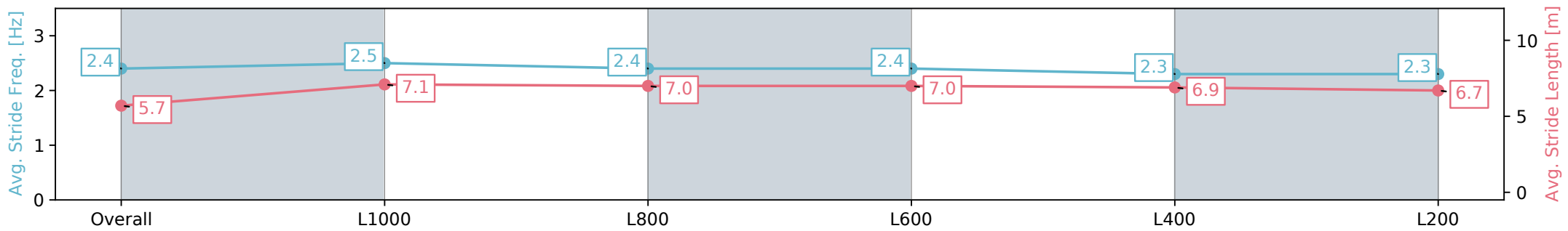
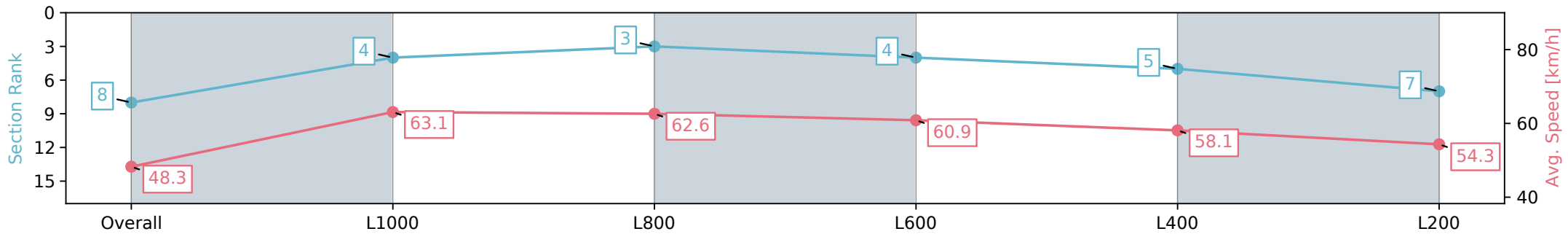
Race 3: Thomas Farms Maiden Plate - 1200m

18 September 2024 - 1:20PM

Track Rating: Good 4, Weather: Fine, Rail Position: +7m 1200m
Chute, +10m Remainder



Section	Overall	L1000	L800	L600	L400	L200
Section Times	1:15.66 [8] (0:14.93)	1:00.73 [4] (0:11.42)	0:49.31 [3] (0:11.67)	0:37.64 [4] (0:12.00)	0:25.64 [5] (0:12.38)	0:13.26 [7] (0:13.26)
Average Speed [km/h]	48.3	63.1	62.6	60.9	58.1	54.3
Top Speed [km/h]	63.8	63.8	63.3	62.1	60.2	56.5
Avg. Dist. to Rail [m]	8.7	1.5	4.0	3.9	6.6	5.8
Avg. Stride Freq. [Hz]	2.4	2.5	2.4	2.4	2.3	2.3
Avg. Stride Length [m]	5.7	7.1	7.0	7.0	6.9	6.7



[] Ranking at each section and finish
 -:-:- No data available at this section
 NA No data available

Horse/Jockey Name	HECS DEBT/Todd Pannell
Finish Rank	9
Fastest Section Time (Section)	0:11.28 (L1000)
Top Speed [km/h] (Section)	64.3 (Overall)
Race State	Finished



Thomas Farms RC Murray Bridge SA - Professional

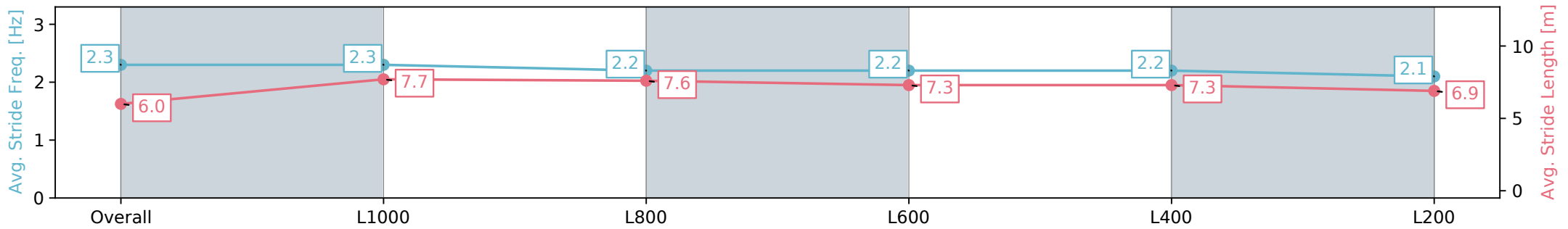
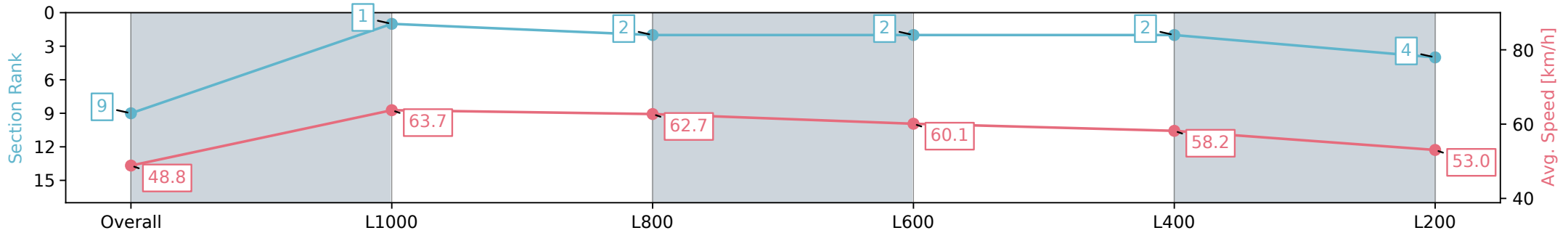
Race 3: Thomas Farms Maiden Plate - 1200m

18 September 2024 - 1:20PM

Track Rating: Good 4, Weather: Fine, Rail Position: +7m 1200m
Chute, +10m Remainder



Section	Overall	L1000	L800	L600	L400	L200
Section Times	1:15.70 [9] (0:14.72)	1:00.98 [1] (0:11.28)	0:49.69 [2] (0:11.64)	0:38.05 [2] (0:12.08)	0:25.97 [2] (0:12.38)	0:13.59 [4] (0:13.59)
Average Speed [km/h]	48.8	63.7	62.7	60.1	58.2	53.0
Top Speed [km/h]	64.3	64.3	63.9	61.6	59.7	56.1
Avg. Dist. to Rail [m]	7.6	0.8	3.1	2.7	4.6	3.8
Avg. Stride Freq. [Hz]	2.3	2.3	2.2	2.2	2.2	2.1
Avg. Stride Length [m]	6.0	7.7	7.6	7.3	7.3	6.9



- [] Ranking at each section and finish
- :-:- No data available at this section
- NA No data available

Horse/Jockey Name	KOOL 'N' CLASSY/Sairyn Fawke
Finish Rank	10
Fastest Section Time (Section)	0:11.54 (L1000)
Top Speed [km/h] (Section)	64.5 (L1000)
Race State	Finished



Thomas Farms RC Murray Bridge SA - Professional

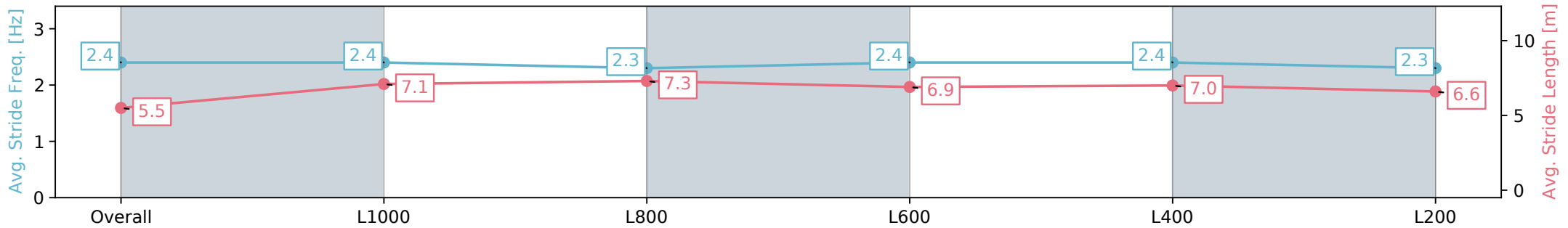
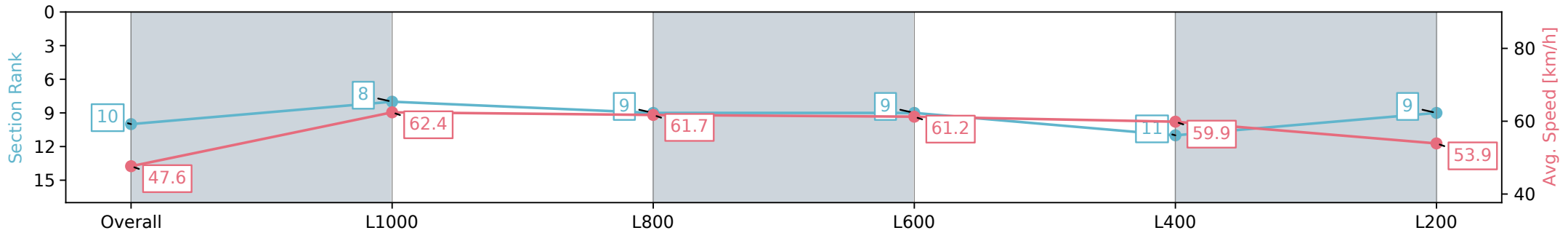
Race 3: Thomas Farms Maiden Plate - 1200m

18 September 2024 - 1:20PM

Track Rating: Good 4, Weather: Fine, Rail Position: +7m 1200m
Chute, +10m Remainder



Section	Overall	L1000	L800	L600	L400	L200
Section Times	1:15.81 [10] (0:15.11)	1:00.70 [8] (0:11.54)	0:49.16 [9] (0:11.82)	0:37.34 [9] (0:11.95)	0:25.39 [11] (0:12.04)	0:13.35 [9] (0:13.35)
Average Speed [km/h]	47.6	62.4	61.7	61.2	59.9	53.9
Top Speed [km/h]	64.1	63.7	64.5	62.3	62.3	57.8
Avg. Dist. to Rail [m]	10.3	1.7	3.7	4.7	9.4	9.1
Avg. Stride Freq. [Hz]	2.4	2.4	2.3	2.4	2.4	2.3
Avg. Stride Length [m]	5.5	7.1	7.3	6.9	7.0	6.6



- [] Ranking at each section and finish
- :-:- No data available at this section
- NA No data available

Horse/Jockey Name	MARGIN OF ERROR/Justin Potter
Finish Rank	11
Fastest Section Time (Section)	0:11.68 (L600)
Top Speed [km/h] (Section)	63.1 (L1000)
Race State	Finished



Thomas Farms RC Murray Bridge SA - Professional

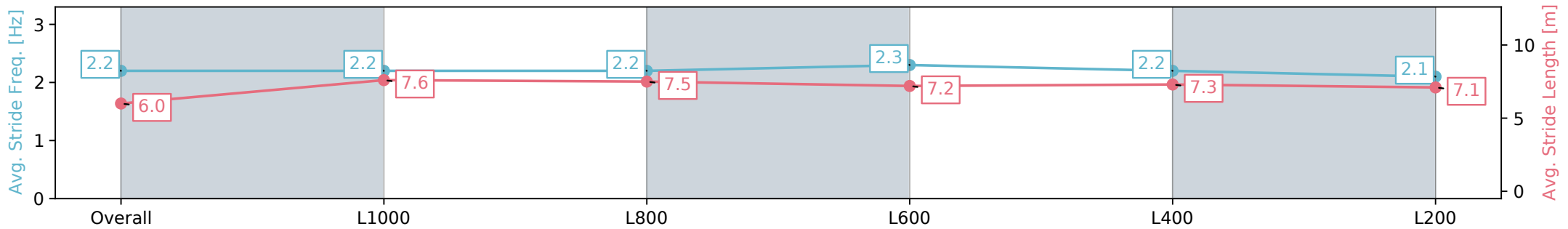
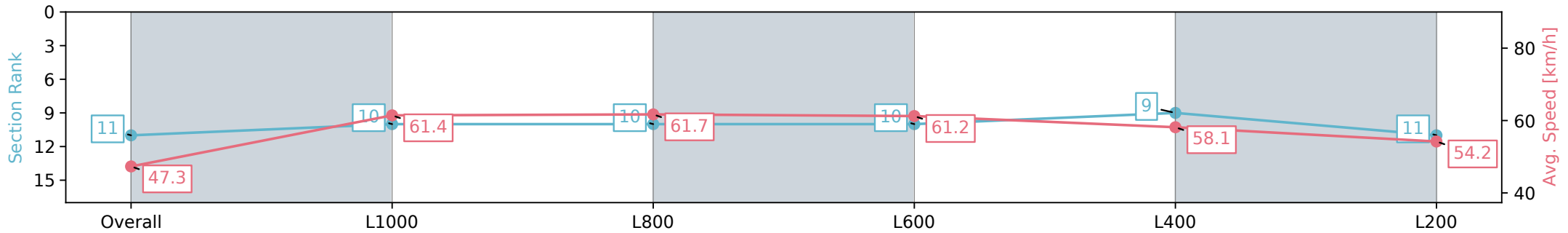
Race 3: Thomas Farms Maiden Plate - 1200m

18 September 2024 - 1:20PM

Track Rating: Good 4, Weather: Fine, Rail Position: +7m 1200m
Chute, +10m Remainder



Section	Overall	L1000	L800	L600	L400	L200
Section Times	1:16.01 [11] (0:15.22)	1:00.79 [10] (0:11.72)	0:49.07 [10] (0:11.69)	0:37.38 [10] (0:11.68)	0:25.70 [9] (0:12.40)	0:13.30 [11] (0:13.30)
Average Speed [km/h]	47.3	61.4	61.7	61.2	58.1	54.2
Top Speed [km/h]	62.5	63.0	63.1	62.3	60.5	56.9
Avg. Dist. to Rail [m]	1.6	2.3	1.1	1.2	1.2	2.8
Avg. Stride Freq. [Hz]	2.2	2.2	2.2	2.3	2.2	2.1
Avg. Stride Length [m]	6.0	7.6	7.5	7.2	7.3	7.1



- [] Ranking at each section and finish
- :-:- No data available at this section
- NA No data available

Horse/Jockey Name	THAMOKEE/Jade Doyle
Finish Rank	12
Fastest Section Time (Section)	0:11.42 (L1000)
Top Speed [km/h] (Section)	64.7 (Overall)
Race State	Finished



Thomas Farms RC Murray Bridge SA - Professional

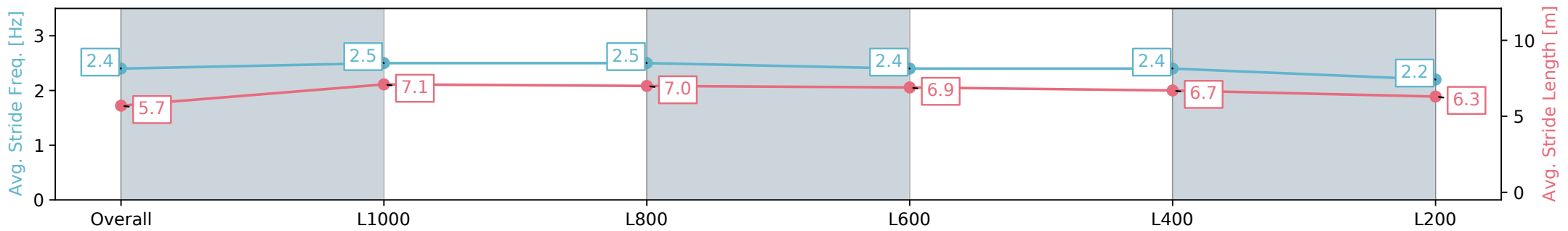
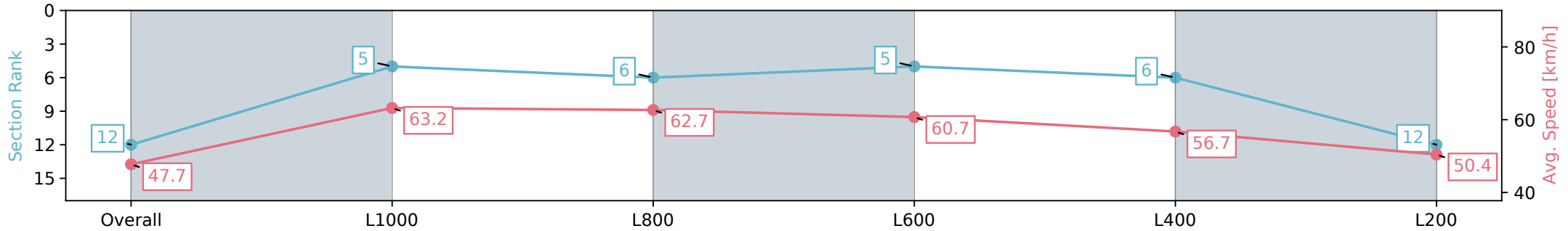
Race 3: Thomas Farms Maiden Plate - 1200m

18 September 2024 - 1:20PM

Track Rating: Good 4, Weather: Fine, Rail Position: +7m 1200m
Chute, +10m Remainder



Section	Overall	L1000	L800	L600	L400	L200
Section Times	1:17.05 [12] (0:15.06)	1:01.99 [5] (0:11.42)	0:50.57 [6] (0:11.64)	0:38.93 [5] (0:11.96)	0:26.97 [6] (0:12.71)	0:14.26 [12] (0:14.26)
Average Speed [km/h]	47.7	63.2	62.7	60.7	56.7	50.4
Top Speed [km/h]	64.7	64.4	64.1	63.1	59.8	54.9
Avg. Dist. to Rail [m]	9.2	1.7	3.6	2.9	5.2	6.3
Avg. Stride Freq. [Hz]	2.4	2.5	2.5	2.4	2.4	2.2
Avg. Stride Length [m]	5.7	7.1	7.0	6.9	6.7	6.3



[] Ranking at each section and finish
 -:-:- No data available at this section
 NA No data available

Horse/Jockey Name	DREAMT OF ME/Dom Tourneur
Finish Rank	13
Fastest Section Time (Section)	0:11.34 (L1000)
Top Speed [km/h] (Section)	65.2 (Overall)
Race State	Finished



Thomas Farms RC Murray Bridge SA - Professional

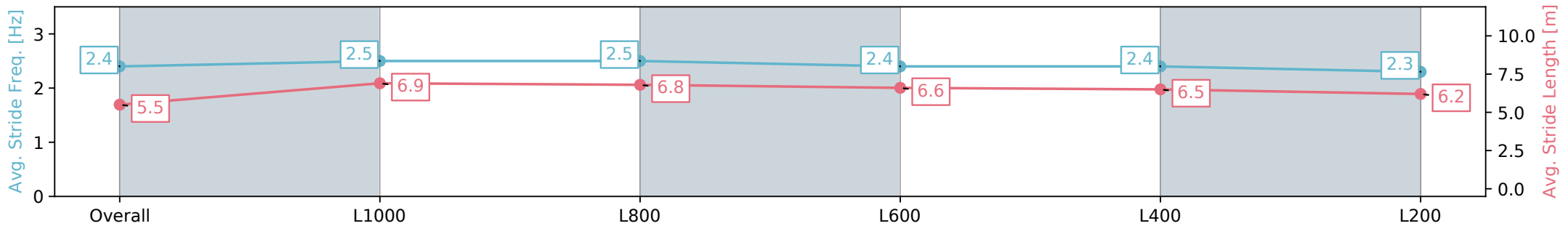
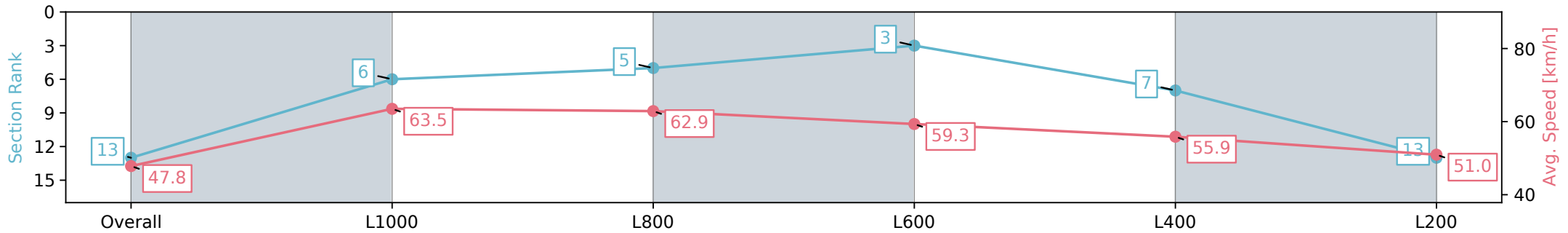
Race 3: Thomas Farms Maiden Plate - 1200m

18 September 2024 - 1:20PM

Track Rating: Good 4, Weather: Fine, Rail Position: +7m 1200m
Chute, +10m Remainder



Section	Overall	L1000	L800	L600	L400	L200
Section Times	1:17.15 [13] (0:15.07)	1:02.08 [6] (0:11.34)	0:50.74 [5] (0:11.49)	0:39.25 [3] (0:12.21)	0:27.04 [7] (0:12.90)	0:14.14 [13] (0:14.14)
Average Speed [km/h]	47.8	63.5	62.9	59.3	55.9	51.0
Top Speed [km/h]	65.2	64.9	64.3	62.1	57.7	54.1
Avg. Dist. to Rail [m]	6.8	0.8	1.8	1.2	2.3	3.6
Avg. Stride Freq. [Hz]	2.4	2.5	2.5	2.4	2.4	2.3
Avg. Stride Length [m]	5.5	6.9	6.8	6.6	6.5	6.2



- [] Ranking at each section and finish
- :-:- No data available at this section
- NA No data available

Horse/Jockey Name	HELLABALOU/Ben Price
Finish Rank	14
Fastest Section Time (Section)	0:11.87 (L600)
Top Speed [km/h] (Section)	63.9 (L800)
Race State	Finished



Thomas Farms RC Murray Bridge SA - Professional

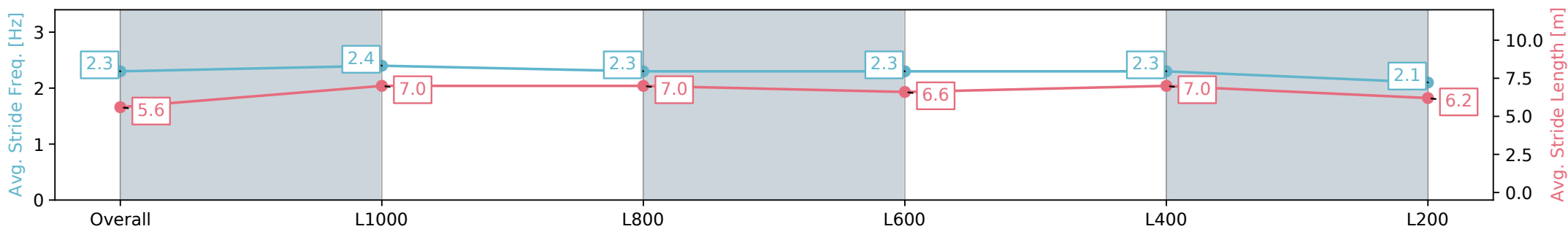
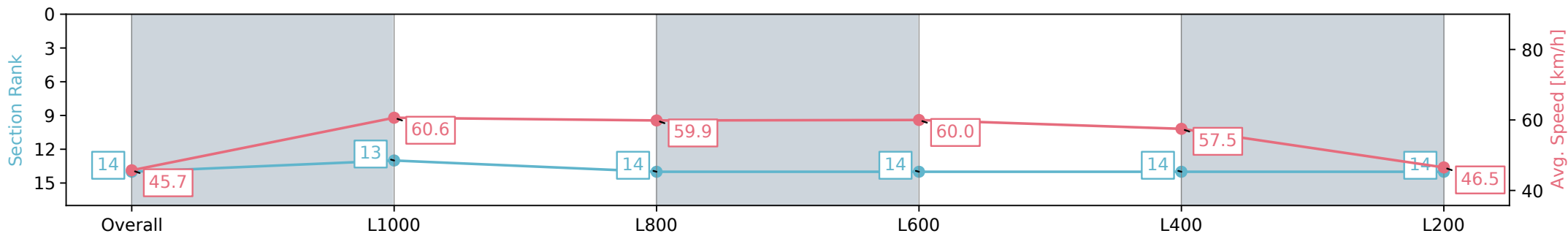
Race 3: Thomas Farms Maiden Plate - 1200m

18 September 2024 - 1:20PM

Track Rating: Good 4, Weather: Fine, Rail Position: +7m 1200m
Chute, +10m Remainder



Section	Overall	L1000	L800	L600	L400	L200
Section Times	1:19.58 [14] (0:15.76)	1:03.82 [13] (0:11.91)	0:51.91 [14] (0:12.02)	0:39.89 [14] (0:11.87)	0:28.02 [14] (0:12.53)	0:15.49 [14] (0:15.49)
Average Speed [km/h]	45.7	60.6	59.9	60.0	57.5	46.5
Top Speed [km/h]	61.7	62.1	61.6	63.9	59.7	54.0
Avg. Dist. to Rail [m]	1.8	2.2	0.8	1.7	1.8	2.0
Avg. Stride Freq. [Hz]	2.3	2.4	2.3	2.3	2.3	2.1
Avg. Stride Length [m]	5.6	7.0	7.0	6.6	7.0	6.2



- [] Ranking at each section and finish
- :-:- No data available at this section
- NA No data available