



RACINGSA

Thomas Farms RC Murray Bridge SA

Race 2: Carlton Draught Murray Bridge Gold Cup - Sat 12 Oct Maiden Plate - 1200m

18 September 2024 - 12:47PM

Track Rating: Good 4, Weather: Fine, Rail Position: +7m 1200m Chute, +10m Remainder



Murray Bridge
Racing Club

Section Field Times							Overall	L1000	L800	L600	L400	L200		
							1:14.24 (0:14.89)	0:59.35 (0:11.69)	0:47.66 (0:11.82)	0:35.84 (0:12.11)	0:23.74 (0:11.84)	0:11.90 (0:11.90)		
Position	#	Horse/Jockey	Barrier	Top Speed [km/h]	Fastest Section	First 400m						Margin	Distance Travelled From Winner [m]	
1	1	FINE FUTURE Jacob Opperman	5	63.6 600-400	0:11.48 400-200	0:26.86	1:14.25 (0:15.09)	0:59.15 [5] (0:11.77)	0:47.38 [4] (0:12.04)	0:35.34 [5] (0:11.99)	0:23.35 [5] (0:11.48)	0:11.87 [2] (0:11.87)	1:14.25	
2	2	GOONSUN Kayla Crowther	14	65.6 600-400	0:11.19 400-200	0:27.45	1:14.33 (0:15.59)	0:58.73 [12] (0:11.86)	0:46.87 [13] (0:11.97)	0:34.90 [13] (0:11.72)	0:23.18 [9] (0:11.19)	0:11.99 [1] (0:11.99)	0.5L	+4
3	9	GIN RUMMY Justin Potter	6	63.9 600-400	0:11.49 400-200	0:27.17	1:14.76 (0:15.32)	0:59.43 [8] (0:11.85)	0:47.58 [8] (0:12.00)	0:35.58 [8] (0:12.03)	0:23.55 [10] (0:11.49)	0:12.06 [4] (0:12.06)	3.2L	-3
4	13	WHISKERS HARBOUR Jake Toeroek	13	63.6 1200-1000	0:11.76 400-200	0:26.97	1:15.05 (0:15.09)	0:59.95 [6] (0:11.88)	0:48.07 [5] (0:12.02)	0:36.05 [7] (0:11.96)	0:24.09 [6] (0:11.76)	0:12.33 [5] (0:12.33)	5.0L	+2
5	15	COLORADO BULLDOG Dylan Caboche	9	63.1 1200-1000	0:11.68 1000-800	0:27.43	1:15.13 (0:15.75)	0:59.37 [14] (0:11.68)	0:47.69 [12] (0:11.91)	0:35.78 [12] (0:11.94)	0:23.84 [11] (0:11.69)	0:12.15 [10] (0:12.15)	5.5L	+0
6	11	SAZERAC Zoe Lloyd	2	63.1 1200-1000	0:11.87 1000-800	0:27.08	1:15.18 (0:15.21)	0:59.96 [7] (0:11.87)	0:48.09 [7] (0:11.89)	0:36.20 [6] (0:12.04)	0:24.16 [7] (0:11.89)	0:12.27 [7] (0:12.27)	5.8L	-1
7	6	THE BIG CHUNK Samuel Payne	8	62.8 600-400	0:11.82 600-400	0:27.02	1:15.20 (0:15.05)	1:00.14 [4] (0:11.97)	0:48.17 [6] (0:11.84)	0:36.33 [4] (0:11.82)	0:24.51 [2] (0:11.84)	0:12.67 [3] (0:12.67)	5.9L	-3
8	7	BARBADIAN BABE Dom Tourneur	10	63.2 1200-1000	0:11.63 400-200	0:27.24	1:15.28 (0:15.42)	0:59.85 [10] (0:11.82)	0:48.03 [9] (0:12.01)	0:36.02 [10] (0:12.05)	0:23.97 [12] (0:11.63)	0:12.34 [8] (0:12.34)	6.5L	+2
9	12	SOFTLY BLACK Margaret Collett	12	62.6 800-600	0:11.83 400-200	0:27.25	1:15.43 (0:15.33)	1:00.09 [9] (0:11.92)	0:48.17 [10] (0:11.96)	0:36.21 [9] (0:11.93)	0:24.28 [8] (0:11.83)	0:12.45 [9] (0:12.45)	7.4L	+2
10	10	LICHEN LASS Ben Price	7	63.2 600-400	0:11.70 400-200	0:27.57	1:15.59 (0:15.73)	0:59.85 [13] (0:11.85)	0:48.00 [14] (0:11.99)	0:36.01 [14] (0:12.15)	0:23.86 [14] (0:11.70)	0:12.16 [13] (0:12.16)	8.4L	+0

Scratched: Esticon (#8)

Report Created: Wed 18 September 2024 13:35:57 GMT+10 (Note: Timing is based on positional data)

- [] Position in running at each section and finish
- #: Saddle cloth number
- No data available at this section
- DNF Did not finish
- NA No data available
- DNT Did not track
- █ Background shading for fastest section



RACINGSA

Thomas Farms RC Murray Bridge SA

Race 2: Carlton Draught Murray Bridge Gold Cup - Sat 12 Oct Maiden Plate - 1200m

18 September 2024 - 12:47PM

Track Rating: Good 4, Weather: Fine, Rail Position: +7m 1200m Chute, +10m Remainder



Murray Bridge
Racing Club

Section Field Times							Overall	L1000	L800	L600	L400	L200		
							1:14.24 (0:14.89)	0:59.35 (0:11.69)	0:47.66 (0:11.82)	0:35.84 (0:12.11)	0:23.74 (0:11.84)	0:11.90 (0:11.90)		
Position	#	Horse/Jockey	Barrier	Top Speed [km/h]	Fastest Section	First 400m						Margin	Distance Travelled From Winner [m]	
11	3	HOLPIN Sophie Logan	4	63.4 1200-1000	0:11.76 1000-800	0:26.64	1:15.79 (0:14.88)	1:00.90 [1] (0:11.76)	0:49.14 [2] (0:12.06)	0:37.08 [3] (0:12.01)	0:25.07 [3] (0:12.11)	0:12.96 [6] (0:12.96)	9.6L	-1
12	4	MATEO Jessica Eaton	3	62.9 1200-1000	0:11.74 1000-800	0:26.72	1:15.96 (0:14.98)	1:00.97 [3] (0:11.74)	0:49.23 [3] (0:11.96)	0:37.27 [2] (0:12.10)	0:25.17 [4] (0:12.20)	0:12.97 [11] (0:12.97)	10.8L	-2
13	14	EMBER FLAME Sophie Mitchell	1	62.6 1200-1000	0:11.84 1000-800	0:27.38	1:15.97 (0:15.54)	1:00.42 [11] (0:11.84)	0:48.58 [11] (0:11.91)	0:36.67 [11] (0:12.02)	0:24.65 [13] (0:12.11)	0:12.54 [14] (0:12.54)	10.8L	-5
14	5	RUSCHEYNE Brooke King	11	63.4 1000-800	0:11.64 1000-800	0:26.56	1:17.06 (0:14.93)	1:02.12 [2] (0:11.64)	0:50.48 [1] (0:11.82)	0:38.66 [1] (0:12.11)	0:26.55 [1] (0:12.57)	0:13.97 [12] (0:13.97)	17.6L	-3

Scratched: Esticon (#8)

- [] Position in running at each section and finish
- #: Saddle cloth number
- :--:-- No data available at this section
- DNF Did not finish
- NA No data available
- DNT Did not track
- █ Background shading for fastest section

Horse/Jockey Name	FINE FUTURE/Jacob Opperman
Finish Rank	1
Fastest Section Time (Section)	0:11.48 (L400)
Top Speed [km/h] (Section)	63.6 (L600)
Race State	Finished



Thomas Farms RC Murray Bridge SA - Professional

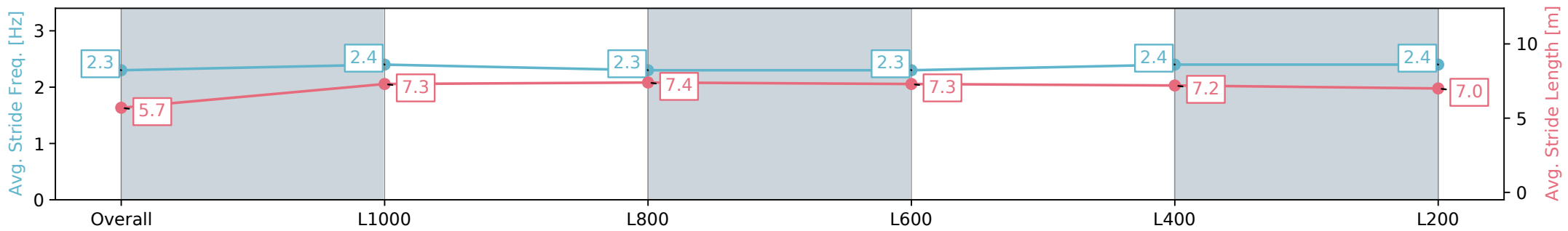
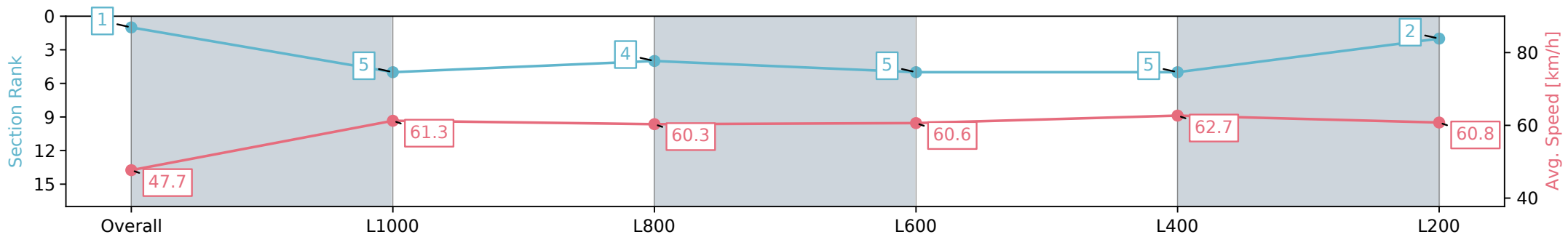
Race 2: Carlton Draught Murray Bridge Gold Cup - Sat 12 Oct Maiden Plate - 1200m

18 September 2024 - 12:47PM

Track Rating: Good 4, Weather: Fine, Rail Position: +7m 1200m Chute, +10m Remainder



Section	Overall	L1000	L800	L600	L400	L200
Section Times	1:14.24 [1] (0:15.09)	0:59.15 [5] (0:11.77)	0:47.38 [4] (0:12.04)	0:35.34 [5] (0:11.99)	0:23.35 [5] (0:11.48)	0:11.87 [2] (0:11.87)
Average Speed [km/h]	47.7	61.3	60.3	60.6	62.7	60.8
Top Speed [km/h]	62.5	62.5	61.3	62.0	63.6	62.2
Avg. Dist. to Rail [m]	4.9	1.0	2.7	2.8	6.0	6.9
Avg. Stride Freq. [Hz]	2.3	2.4	2.3	2.3	2.4	2.4
Avg. Stride Length [m]	5.7	7.3	7.4	7.3	7.2	7.0



[] Ranking at each section and finish
 -:-:- No data available at this section
 NA No data available

Horse/Jockey Name	GOONSUN/Kayla Crowther
Finish Rank	2
Fastest Section Time (Section)	0:11.19 (L400)
Top Speed [km/h] (Section)	65.6 (L600)
Race State	Finished



Thomas Farms RC Murray Bridge SA - Professional

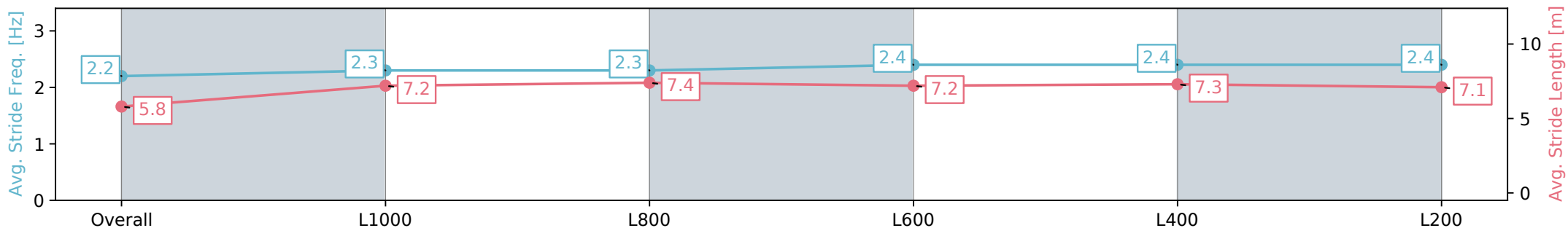
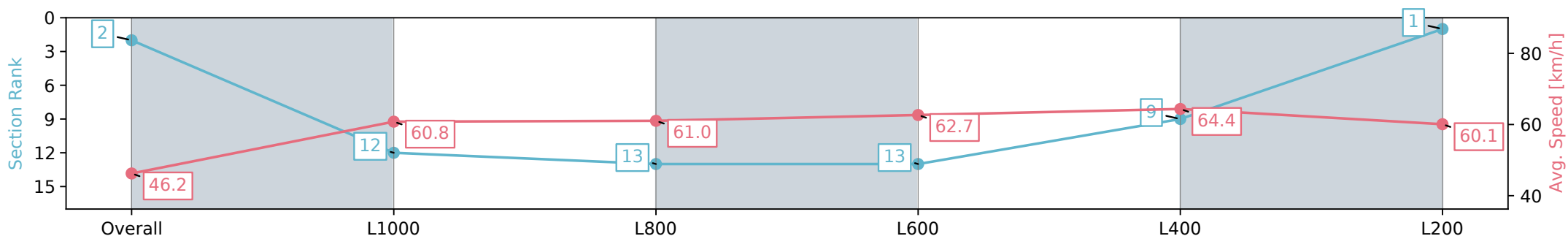
Race 2: Carlton Draught Murray Bridge Gold Cup - Sat 12 Oct Maiden Plate - 1200m

18 September 2024 - 12:47PM

Track Rating: Good 4, Weather: Fine, Rail Position: +7m 1200m Chute, +10m Remainder



Section	Overall	L1000	L800	L600	L400	L200
Section Times	1:14.32 [2] (0:15.59)	0:58.73 [12] (0:11.86)	0:46.87 [13] (0:11.97)	0:34.90 [13] (0:11.72)	0:23.18 [9] (0:11.19)	0:11.99 [1] (0:11.99)
Average Speed [km/h]	46.2	60.8	61.0	62.7	64.4	60.1
Top Speed [km/h]	62.1	62.3	62.2	65.2	65.6	61.9
Avg. Dist. to Rail [m]	10.3	1.7	4.8	5.2	9.7	8.5
Avg. Stride Freq. [Hz]	2.2	2.3	2.3	2.4	2.4	2.4
Avg. Stride Length [m]	5.8	7.2	7.4	7.2	7.3	7.1



- [] Ranking at each section and finish
- :-:- No data available at this section
- NA No data available

Horse/Jockey Name	GIN RUMMY/Justin Potter
Finish Rank	3
Fastest Section Time (Section)	0:11.49 (L400)
Top Speed [km/h] (Section)	63.9 (L600)
Race State	Finished



Thomas Farms RC Murray Bridge SA - Professional

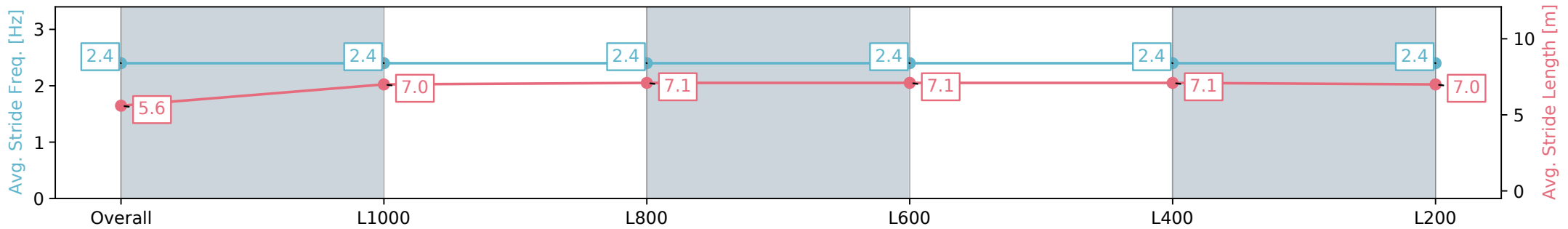
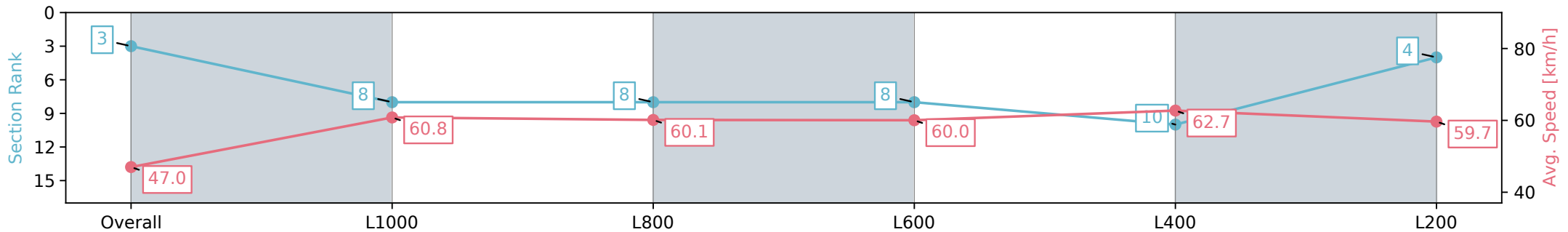
Race 2: Carlton Draught Murray Bridge Gold Cup - Sat 12 Oct Maiden Plate - 1200m

18 September 2024 - 12:47PM

Track Rating: Good 4, Weather: Fine, Rail Position: +7m 1200m Chute, +10m Remainder



Section	Overall	L1000	L800	L600	L400	L200
Section Times	1:14.75 [3] (0:15.32)	0:59.43 [8] (0:11.85)	0:47.58 [8] (0:12.00)	0:35.58 [8] (0:12.03)	0:23.55 [10] (0:11.49)	0:12.06 [4] (0:12.06)
Average Speed [km/h]	47.0	60.8	60.1	60.0	62.7	59.7
Top Speed [km/h]	62.9	63.1	62.8	62.1	63.9	61.8
Avg. Dist. to Rail [m]	3.8	2.7	1.0	0.9	5.2	7.1
Avg. Stride Freq. [Hz]	2.4	2.4	2.4	2.4	2.4	2.4
Avg. Stride Length [m]	5.6	7.0	7.1	7.1	7.1	7.0



[] Ranking at each section and finish
 -:-:- No data available at this section
 NA No data available

Horse/Jockey Name	WHISKERS HARBOUR/Jake Toeroek
Finish Rank	4
Fastest Section Time (Section)	0:11.76 (L400)
Top Speed [km/h] (Section)	63.6 (Overall)
Race State	Finished



Thomas Farms RC Murray Bridge SA - Professional

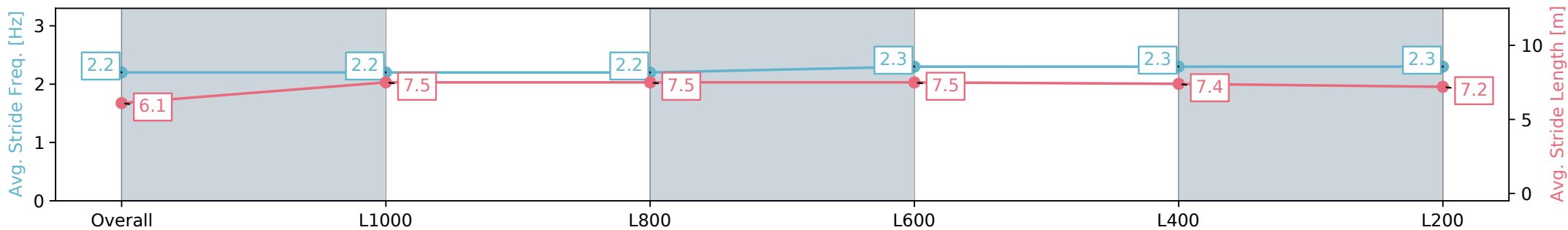
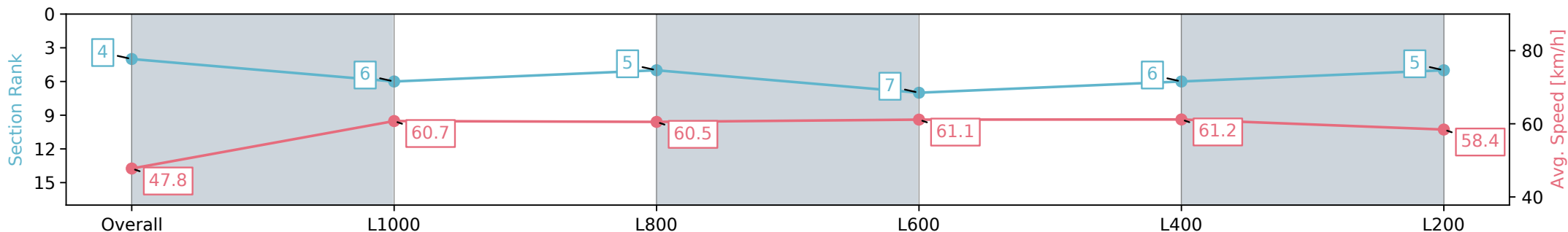
Race 2: Carlton Draught Murray Bridge Gold Cup - Sat 12 Oct Maiden Plate - 1200m

18 September 2024 - 12:47PM

Track Rating: Good 4, Weather: Fine, Rail Position: +7m 1200m Chute, +10m Remainder



Section	Overall	L1000	L800	L600	L400	L200
Section Times	1:15.04 [4] (0:15.09)	0:59.95 [6] (0:11.88)	0:48.07 [5] (0:12.02)	0:36.05 [7] (0:11.96)	0:24.09 [6] (0:11.76)	0:12.33 [5] (0:12.33)
Average Speed [km/h]	47.8	60.7	60.5	61.1	61.2	58.4
Top Speed [km/h]	63.6	62.3	61.9	62.5	62.3	60.5
Avg. Dist. to Rail [m]	11.1	1.4	3.9	4.0	8.9	9.4
Avg. Stride Freq. [Hz]	2.2	2.2	2.2	2.3	2.3	2.3
Avg. Stride Length [m]	6.1	7.5	7.5	7.5	7.4	7.2



- [] Ranking at each section and finish
- :-:- No data available at this section
- NA No data available

Horse/Jockey Name	COLORADO BULLDOG/Dylan Caboche
Finish Rank	5
Fastest Section Time (Section)	0:11.68 (L1000)
Top Speed [km/h] (Section)	63.1 (Overall)
Race State	Finished



Thomas Farms RC Murray Bridge SA - Professional

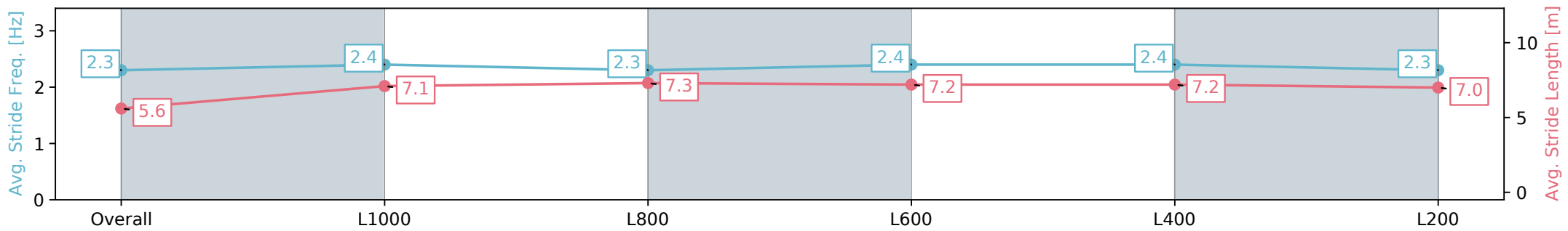
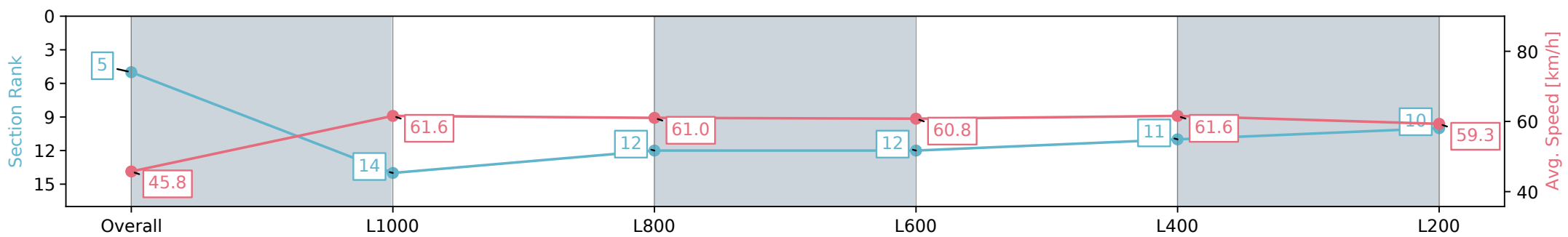
Race 2: Carlton Draught Murray Bridge Gold Cup - Sat 12 Oct Maiden Plate - 1200m

18 September 2024 - 12:47PM

Track Rating: Good 4, Weather: Fine, Rail Position: +7m 1200m Chute, +10m Remainder



Section	Overall	L1000	L800	L600	L400	L200
Section Times	1:15.12 [5] (0:15.75)	0:59.37 [14] (0:11.68)	0:47.69 [12] (0:11.91)	0:35.78 [12] (0:11.94)	0:23.84 [11] (0:11.69)	0:12.15 [10] (0:12.15)
Average Speed [km/h]	45.8	61.6	61.0	60.8	61.6	59.3
Top Speed [km/h]	61.9	63.1	62.6	62.5	62.6	61.1
Avg. Dist. to Rail [m]	5.1	0.9	2.8	2.2	5.4	6.2
Avg. Stride Freq. [Hz]	2.3	2.4	2.3	2.4	2.4	2.3
Avg. Stride Length [m]	5.6	7.1	7.3	7.2	7.2	7.0



[] Ranking at each section and finish
 -:-:- No data available at this section
 NA No data available

Horse/Jockey Name	SAZERAC/Zoe Lloyd
Finish Rank	6
Fastest Section Time (Section)	0:11.87 (L1000)
Top Speed [km/h] (Section)	63.1 (Overall)
Race State	Finished



Thomas Farms RC Murray Bridge SA - Professional

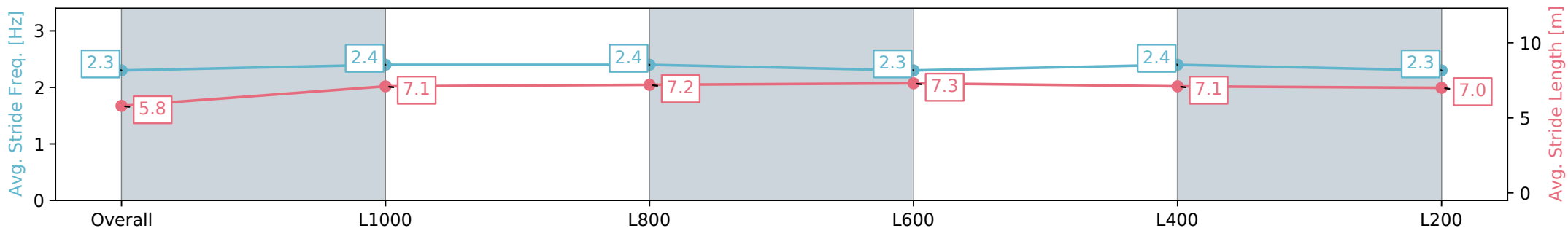
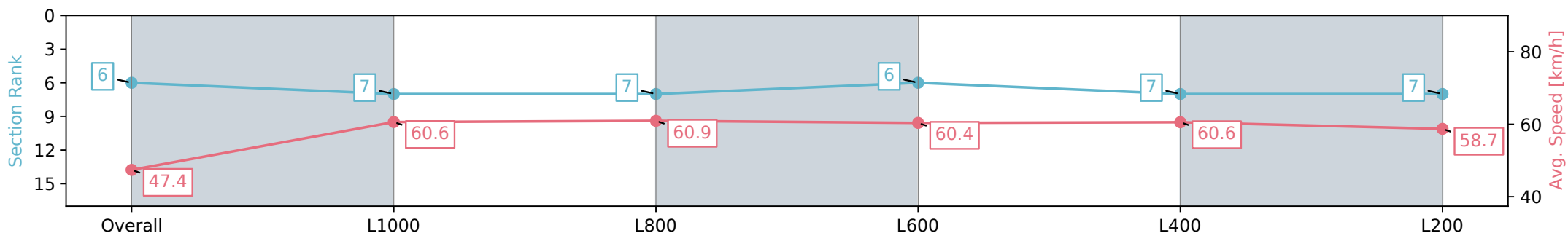
Race 2: Carlton Draught Murray Bridge Gold Cup - Sat 12 Oct Maiden Plate - 1200m

18 September 2024 - 12:47PM

Track Rating: Good 4, Weather: Fine, Rail Position: +7m 1200m Chute, +10m Remainder



Section	Overall	L1000	L800	L600	L400	L200
Section Times	1:15.17 [6] (0:15.21)	0:59.96 [7] (0:11.87)	0:48.09 [7] (0:11.89)	0:36.20 [6] (0:12.04)	0:24.16 [7] (0:11.89)	0:12.27 [7] (0:12.27)
Average Speed [km/h]	47.4	60.6	60.9	60.4	60.6	58.7
Top Speed [km/h]	63.1	63.1	62.9	61.7	62.0	59.8
Avg. Dist. to Rail [m]	2.5	1.4	2.2	2.3	4.4	4.2
Avg. Stride Freq. [Hz]	2.3	2.4	2.4	2.3	2.4	2.3
Avg. Stride Length [m]	5.8	7.1	7.2	7.3	7.1	7.0



- [] Ranking at each section and finish
- :-:- No data available at this section
- NA No data available

Horse/Jockey Name	THE BIG CHUNK/Samuel Payne
Finish Rank	7
Fastest Section Time (Section)	0:11.82 (L600)
Top Speed [km/h] (Section)	62.8 (L600)
Race State	Finished



Thomas Farms RC Murray Bridge SA - Professional

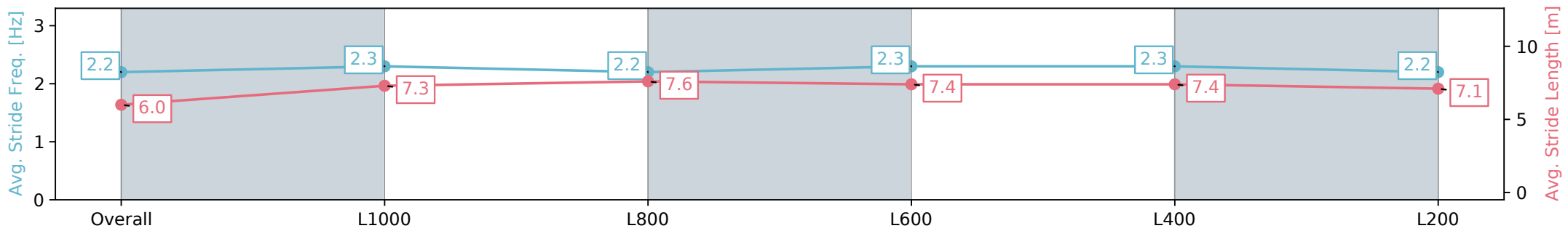
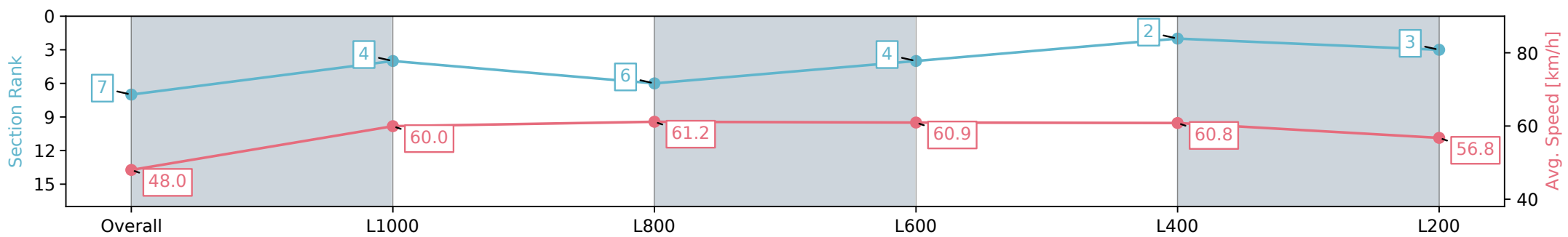
Race 2: Carlton Draught Murray Bridge Gold Cup - Sat 12 Oct Maiden Plate - 1200m

18 September 2024 - 12:47PM

Track Rating: Good 4, Weather: Fine, Rail Position: +7m 1200m Chute, +10m Remainder



Section	Overall	L1000	L800	L600	L400	L200
Section Times	1:15.19 [7] (0:15.05)	1:00.14 [4] (0:11.97)	0:48.17 [6] (0:11.84)	0:36.33 [4] (0:11.82)	0:24.51 [2] (0:11.84)	0:12.67 [3] (0:12.67)
Average Speed [km/h]	48.0	60.0	61.2	60.9	60.8	56.8
Top Speed [km/h]	62.7	61.5	62.0	62.5	62.8	58.9
Avg. Dist. to Rail [m]	5.3	0.8	1.9	1.2	3.7	3.4
Avg. Stride Freq. [Hz]	2.2	2.3	2.2	2.3	2.3	2.2
Avg. Stride Length [m]	6.0	7.3	7.6	7.4	7.4	7.1



[] Ranking at each section and finish
 -:-:- No data available at this section
 NA No data available

Horse/Jockey Name	BARBADIAN BABE/Dom Tourneur
Finish Rank	8
Fastest Section Time (Section)	0:11.63 (L400)
Top Speed [km/h] (Section)	63.2 (Overall)
Race State	Finished



Thomas Farms RC Murray Bridge SA - Professional

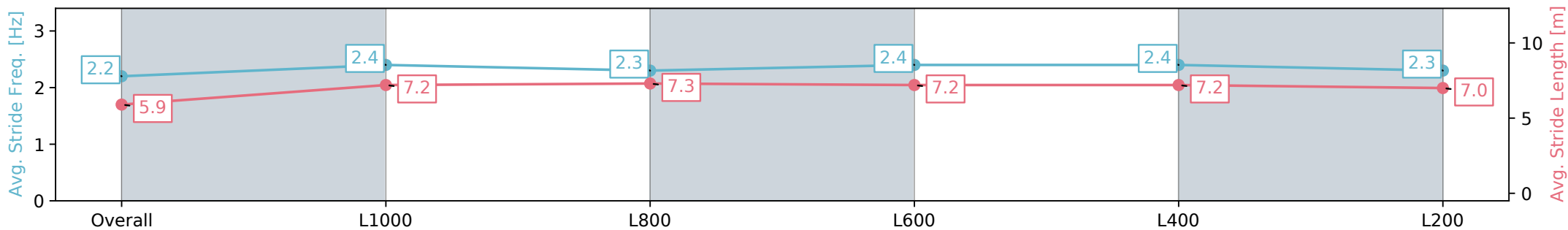
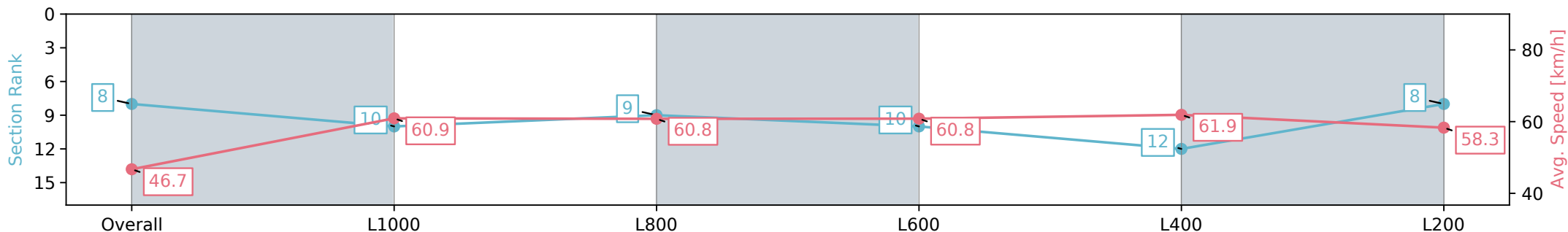
Race 2: Carlton Draught Murray Bridge Gold Cup - Sat 12 Oct Maiden Plate - 1200m

18 September 2024 - 12:47PM

Track Rating: Good 4, Weather: Fine, Rail Position: +7m 1200m Chute, +10m Remainder



Section	Overall	L1000	L800	L600	L400	L200
Section Times	1:15.27 [8] (0:15.42)	0:59.85 [10] (0:11.82)	0:48.03 [9] (0:12.01)	0:36.02 [10] (0:12.05)	0:23.97 [12] (0:11.63)	0:12.34 [8] (0:12.34)
Average Speed [km/h]	46.7	60.9	60.8	60.8	61.9	58.3
Top Speed [km/h]	63.0	63.2	62.7	62.3	63.1	61.3
Avg. Dist. to Rail [m]	6.0	1.0	3.9	4.5	7.5	8.7
Avg. Stride Freq. [Hz]	2.2	2.4	2.3	2.4	2.4	2.3
Avg. Stride Length [m]	5.9	7.2	7.3	7.2	7.2	7.0



- [] Ranking at each section and finish
- :-:- No data available at this section
- NA No data available

Horse/Jockey Name	SOFTLY BLACK/Margaret Collett
Finish Rank	9
Fastest Section Time (Section)	0:11.83 (L400)
Top Speed [km/h] (Section)	62.6 (L800)
Race State	Finished



Thomas Farms RC Murray Bridge SA - Professional

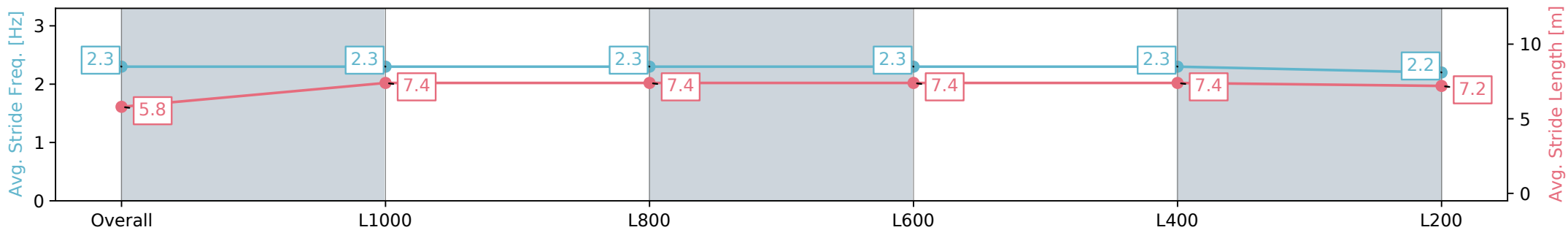
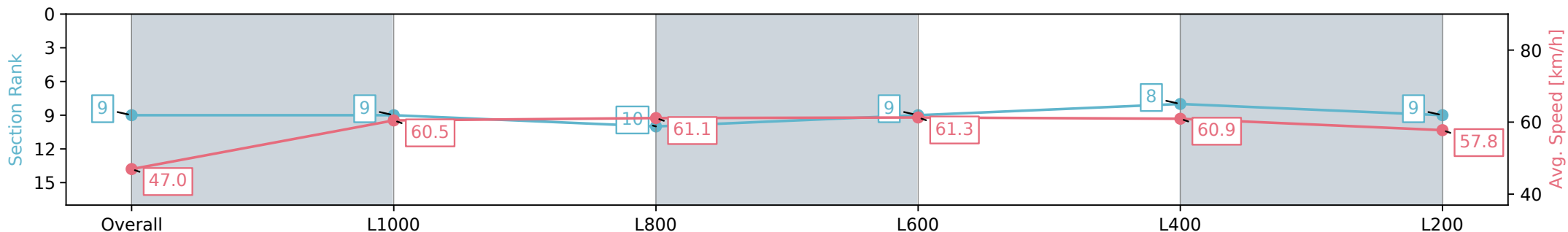
Race 2: Carlton Draught Murray Bridge Gold Cup - Sat 12 Oct Maiden Plate - 1200m

18 September 2024 - 12:47PM

Track Rating: Good 4, Weather: Fine, Rail Position: +7m 1200m Chute, +10m Remainder



Section	Overall	L1000	L800	L600	L400	L200
Section Times	1:15.42 [9] (0:15.33)	1:00.09 [9] (0:11.92)	0:48.17 [10] (0:11.96)	0:36.21 [9] (0:11.93)	0:24.28 [8] (0:11.83)	0:12.45 [9] (0:12.45)
Average Speed [km/h]	47.0	60.5	61.1	61.3	60.9	57.8
Top Speed [km/h]	61.3	62.2	62.2	62.6	62.3	59.7
Avg. Dist. to Rail [m]	10.3	2.3	5.0	3.9	8.7	10.9
Avg. Stride Freq. [Hz]	2.3	2.3	2.3	2.3	2.3	2.2
Avg. Stride Length [m]	5.8	7.4	7.4	7.4	7.4	7.2



- [] Ranking at each section and finish
- :-:- No data available at this section
- NA No data available

Horse/Jockey Name	LICHEN LASS/Ben Price
Finish Rank	10
Fastest Section Time (Section)	0:11.70 (L400)
Top Speed [km/h] (Section)	63.2 (L600)
Race State	Finished



Thomas Farms RC Murray Bridge SA - Professional

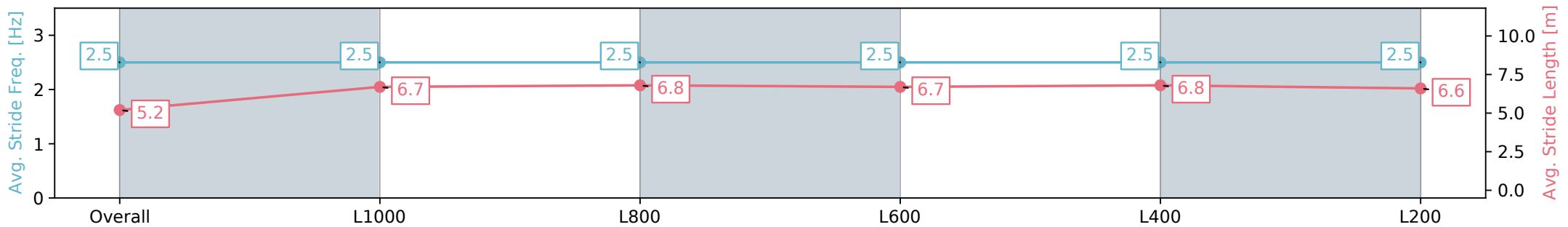
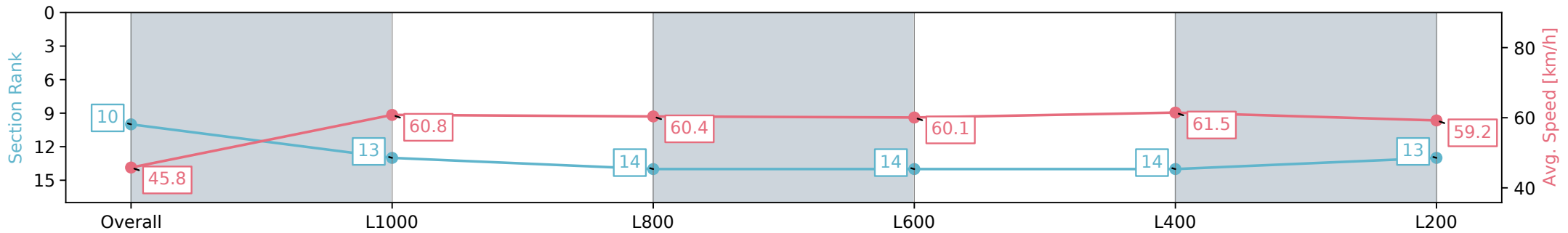
Race 2: Carlton Draught Murray Bridge Gold Cup - Sat 12 Oct Maiden Plate - 1200m

18 September 2024 - 12:47PM

Track Rating: Good 4, Weather: Fine, Rail Position: +7m 1200m Chute, +10m Remainder



Section	Overall	L1000	L800	L600	L400	L200
Section Times	1:15.58 [10] (0:15.73)	0:59.85 [13] (0:11.85)	0:48.00 [14] (0:11.99)	0:36.01 [14] (0:12.15)	0:23.86 [14] (0:11.70)	0:12.16 [13] (0:12.16)
Average Speed [km/h]	45.8	60.8	60.4	60.1	61.5	59.2
Top Speed [km/h]	62.1	62.8	62.2	63.2	63.2	60.4
Avg. Dist. to Rail [m]	5.1	0.9	2.1	3.5	6.5	7.3
Avg. Stride Freq. [Hz]	2.5	2.5	2.5	2.5	2.5	2.5
Avg. Stride Length [m]	5.2	6.7	6.8	6.7	6.8	6.6



- [] Ranking at each section and finish
- :-:- No data available at this section
- NA No data available

Horse/Jockey Name	HOLPIN/Sophie Logan
Finish Rank	11
Fastest Section Time (Section)	0:11.76 (L1000)
Top Speed [km/h] (Section)	63.4 (Overall)
Race State	Finished



Thomas Farms RC Murray Bridge SA - Professional

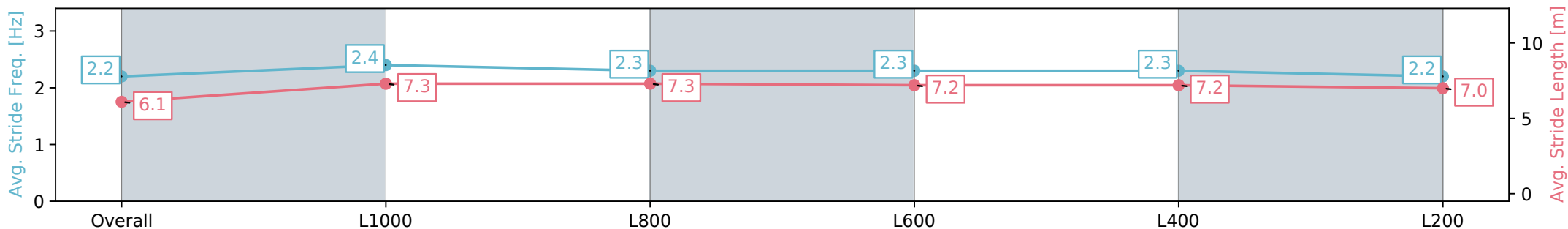
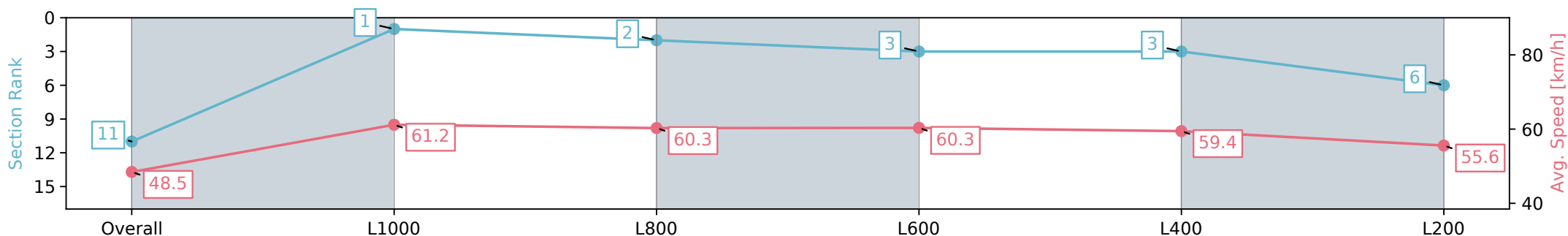
Race 2: Carlton Draught Murray Bridge Gold Cup - Sat 12 Oct Maiden Plate - 1200m

18 September 2024 - 12:47PM

Track Rating: Good 4, Weather: Fine, Rail Position: +7m 1200m Chute, +10m Remainder



Section	Overall	L1000	L800	L600	L400	L200
Section Times	1:15.78 [11] (0:14.88)	1:00.90 [1] (0:11.76)	0:49.14 [2] (0:12.06)	0:37.08 [3] (0:12.01)	0:25.07 [3] (0:12.11)	0:12.96 [6] (0:12.96)
Average Speed [km/h]	48.5	61.2	60.3	60.3	59.4	55.6
Top Speed [km/h]	63.4	62.9	61.2	61.5	61.8	56.8
Avg. Dist. to Rail [m]	3.6	1.1	2.8	1.8	3.8	4.1
Avg. Stride Freq. [Hz]	2.2	2.4	2.3	2.3	2.3	2.2
Avg. Stride Length [m]	6.1	7.3	7.3	7.2	7.2	7.0



- [] Ranking at each section and finish
- :-:- No data available at this section
- NA No data available

Horse/Jockey Name	MATEO/Jessica Eaton
Finish Rank	12
Fastest Section Time (Section)	0:11.74 (L1000)
Top Speed [km/h] (Section)	62.9 (Overall)
Race State	Finished



Thomas Farms RC Murray Bridge SA - Professional

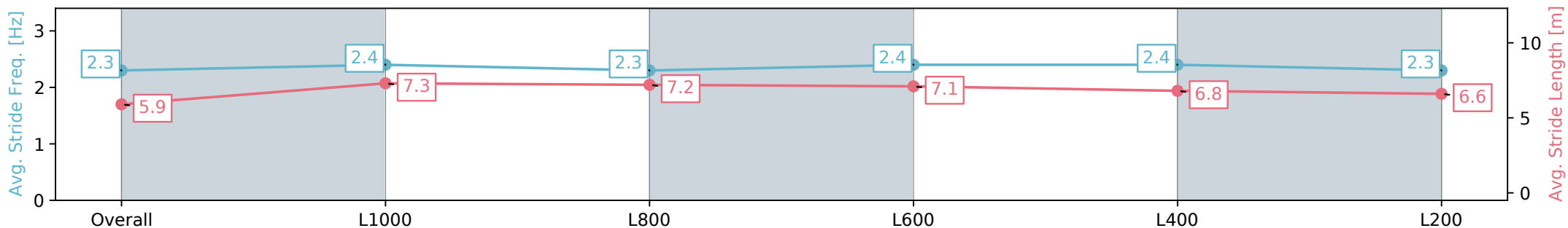
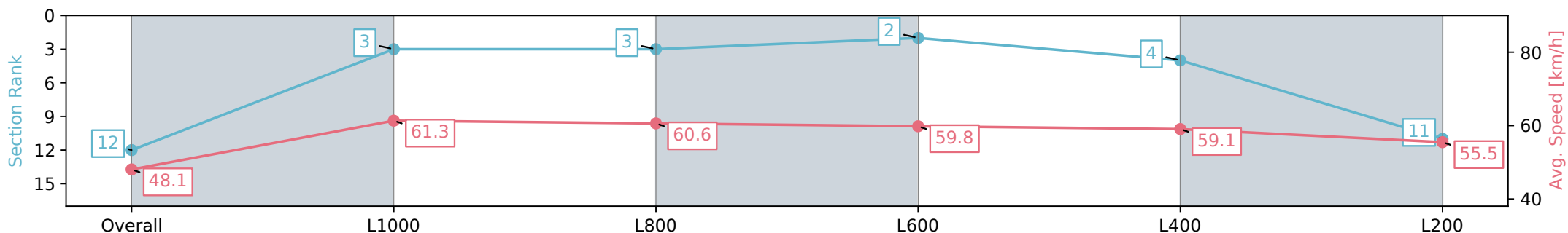
Race 2: Carlton Draught Murray Bridge Gold Cup - Sat 12 Oct Maiden Plate - 1200m

18 September 2024 - 12:47PM

Track Rating: Good 4, Weather: Fine, Rail Position: +7m 1200m Chute, +10m Remainder



Section	Overall	L1000	L800	L600	L400	L200
Section Times	1:15.95 [12] (0:14.98)	1:00.97 [3] (0:11.74)	0:49.23 [3] (0:11.96)	0:37.27 [2] (0:12.10)	0:25.17 [4] (0:12.20)	0:12.97 [11] (0:12.97)
Average Speed [km/h]	48.1	61.3	60.6	59.8	59.1	55.5
Top Speed [km/h]	62.8	62.9	62.3	60.8	60.7	57.1
Avg. Dist. to Rail [m]	3.0	2.1	1.5	1.9	3.6	2.9
Avg. Stride Freq. [Hz]	2.3	2.4	2.3	2.4	2.4	2.3
Avg. Stride Length [m]	5.9	7.3	7.2	7.1	6.8	6.6



- [] Ranking at each section and finish
- :-:- No data available at this section
- NA No data available

Horse/Jockey Name	EMBER FLAME/Sophie Mitchell
Finish Rank	13
Fastest Section Time (Section)	0:11.84 (L1000)
Top Speed [km/h] (Section)	62.6 (Overall)
Race State	Finished



Thomas Farms RC Murray Bridge SA - Professional

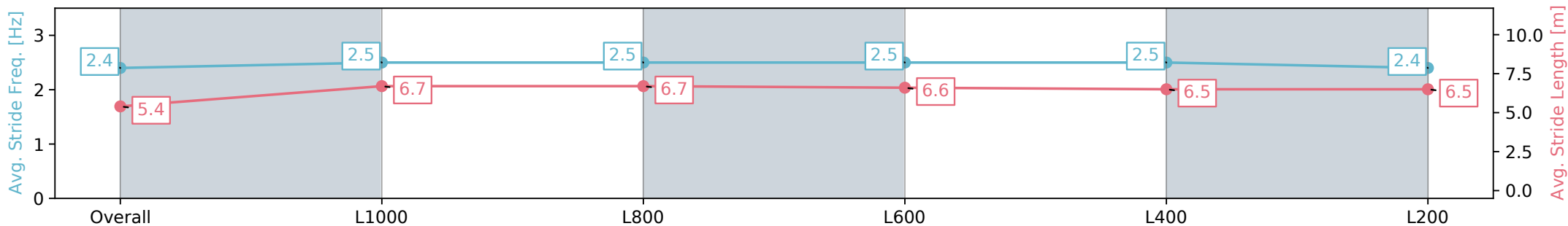
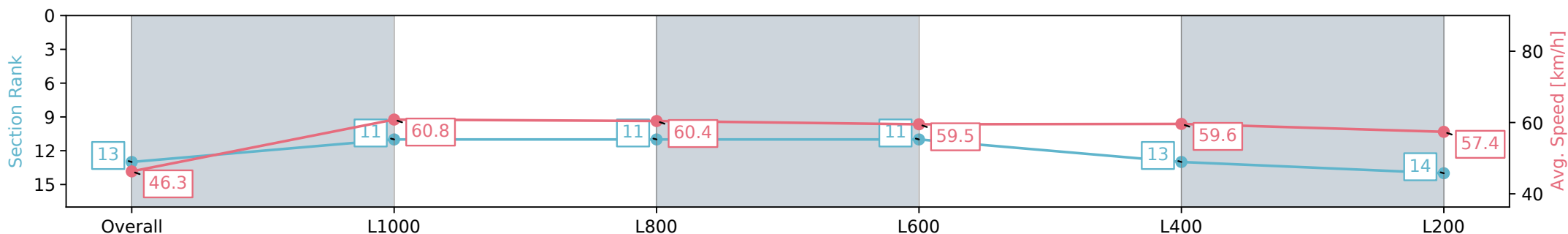
Race 2: Carlton Draught Murray Bridge Gold Cup - Sat 12 Oct Maiden Plate - 1200m

18 September 2024 - 12:47PM

Track Rating: Good 4, Weather: Fine, Rail Position: +7m 1200m Chute, +10m Remainder



Section	Overall	L1000	L800	L600	L400	L200
Section Times	1:15.96 [13] (0:15.54)	1:00.42 [11] (0:11.84)	0:48.58 [11] (0:11.91)	0:36.67 [11] (0:12.02)	0:24.65 [13] (0:12.11)	0:12.54 [14] (0:12.54)
Average Speed [km/h]	46.3	60.8	60.4	59.5	59.6	57.4
Top Speed [km/h]	62.6	62.5	62.3	61.6	62.3	58.6
Avg. Dist. to Rail [m]	2.1	3.8	0.5	1.1	3.1	6.7
Avg. Stride Freq. [Hz]	2.4	2.5	2.5	2.5	2.5	2.4
Avg. Stride Length [m]	5.4	6.7	6.7	6.6	6.5	6.5



- [] Ranking at each section and finish
- :-:- No data available at this section
- NA No data available

Horse/Jockey Name	RUSCHEYNE/Brooke King
Finish Rank	14
Fastest Section Time (Section)	0:11.64 (L1000)
Top Speed [km/h] (Section)	63.4 (L1000)
Race State	Finished



Thomas Farms RC Murray Bridge SA - Professional

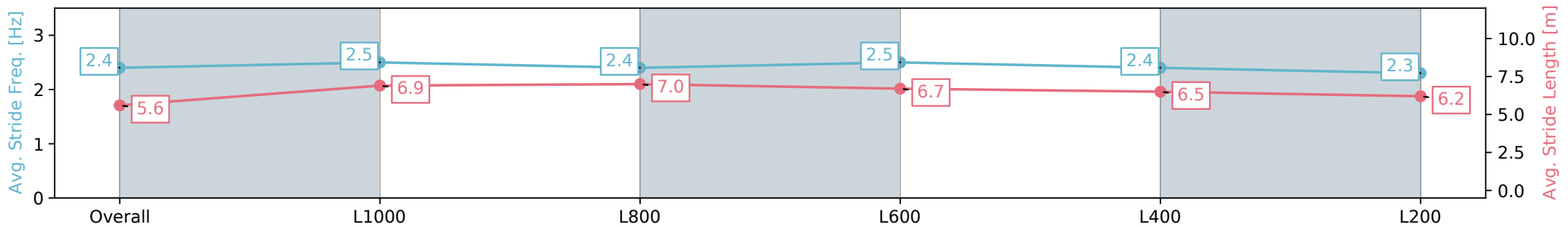
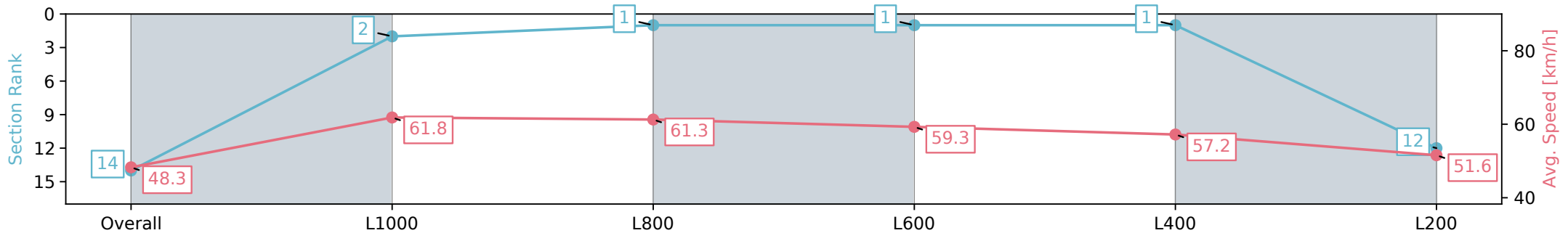
Race 2: Carlton Draught Murray Bridge Gold Cup - Sat 12 Oct Maiden Plate - 1200m

18 September 2024 - 12:47PM

Track Rating: Good 4, Weather: Fine, Rail Position: +7m 1200m Chute, +10m Remainder



Section	Overall	L1000	L800	L600	L400	L200
Section Times	1:17.05 [14] (0:14.93)	1:02.12 [2] (0:11.64)	0:50.48 [1] (0:11.82)	0:38.66 [1] (0:12.11)	0:26.55 [1] (0:12.57)	0:13.97 [12] (0:13.97)
Average Speed [km/h]	48.3	61.8	61.3	59.3	57.2	51.6
Top Speed [km/h]	62.5	63.1	63.4	60.6	59.9	54.1
Avg. Dist. to Rail [m]	8.0	1.3	2.5	0.8	2.1	4.1
Avg. Stride Freq. [Hz]	2.4	2.5	2.4	2.5	2.4	2.3
Avg. Stride Length [m]	5.6	6.9	7.0	6.7	6.5	6.2



- [] Ranking at each section and finish
- :-:- No data available at this section
- NA No data available