



RACINGSA

Thomas Farms RC Murray Bridge SA

Race 9: Thomas Farms Rating 0 - 56 Handicap - 1600m

04 September 2024 - 4:51PM

Track Rating: Good 4, Weather: Fine, Rail Position: +7.5m, chute 1200m +4.5



Murray Bridge
Racing Club

Section Field Times							Overall	L1400	L1200	L1000	L800	L600		
							1:38.06 (0:14.96)	1:23.10 (0:11.48)	1:11.61 (0:11.77)	0:59.85 (0:12.01)	0:47.84 (0:12.31)	0:35.53 (0:11.70)		
Position	#	Horse/Jockey	Barrier	Top Speed [km/h]	Fastest Section	First 400m							Distance Travelled From Winner [m]	
1	6	BLIXTEN Tala Hutchinson	1	63.8 600-400	0:11.41 400-200	0:27.21	1:38.06 (0:15.36)	1:22.70 [9] (0:11.85)	1:10.85 [10] (0:11.76)	0:59.09 [7] (0:12.03)	0:47.06 [7] (0:12.01)	0:35.05 [7] (0:11.69)		
2	8	OBI Teagan Voorham	7	65.1 600-400	0:11.24 400-200	0:27.34	1:38.32 (0:15.53)	1:22.79 [11] (0:11.81)	1:10.98 [11] (0:12.05)	0:58.93 [12] (0:12.05)	0:46.88 [13] (0:11.96)	0:34.92 [13] (0:11.98)	+7	
3	14	CRIMSON FACTOR Anna Jordsjo	14	64.1 800-600	0:11.57 400-200	0:27.47	1:38.64 (0:15.64)	1:23.00 [13] (0:11.83)	1:11.17 [13] (0:11.76)	0:59.41 [11] (0:11.93)	0:47.48 [9] (0:12.10)	0:35.38 [10] (0:11.76)	+2	
4	11	DISSMATIC Sairyn Fawke	12	63.6 1000-800	0:11.45 400-200	0:27.40	1:38.78 (0:15.63)	1:23.15 [12] (0:11.77)	1:11.38 [12] (0:12.00)	0:59.38 [13] (0:12.02)	0:47.36 [12] (0:11.93)	0:35.43 [12] (0:12.01)	+8	
5	9	BYWATERS ROAD Brooke King	10	66.1 1600-1400	0:11.48 1400-1200	0:26.44	1:39.03 (0:14.96)	1:24.07 [1] (0:11.48)	1:12.59 [1] (0:11.77)	1:00.82 [1] (0:12.01)	0:48.81 [1] (0:12.31)	0:36.50 [1] (0:11.70)	+0	
6	5	GALACTIC FURY Samuel Payne	11	64.3 1600-1400	0:11.50 1400-1200	0:26.62	1:39.06 (0:15.12)	1:23.94 [3] (0:11.50)	1:12.44 [2] (0:11.76)	1:00.68 [2] (0:12.04)	0:48.64 [2] (0:12.16)	0:36.48 [2] (0:11.84)	+1	
7	2	EASY BEAST Sophie Logan	3	63.1 1600-1400	0:11.68 400-200	0:27.13	1:39.10 (0:15.35)	1:23.75 [8] (0:11.78)	1:11.97 [8] (0:12.00)	0:59.97 [9] (0:12.05)	0:47.92 [10] (0:12.05)	0:35.87 [8] (0:12.10)	+5	
8	16	SIRMAZE Jessica Eaton	4	63.4 800-600	0:11.64 1400-1200	0:26.71	1:39.25 (0:15.07)	1:24.18 [2] (0:11.64)	1:12.54 [4] (0:11.95)	1:00.59 [4] (0:12.04)	0:48.55 [4] (0:12.11)	0:36.44 [4] (0:11.65)	-3	
9	3	KAESLERKRUZEN Jacob Opperman	6	62.7 800-600	0:11.65 1400-1200	0:26.78	1:39.32 (0:15.13)	1:24.19 [4] (0:11.65)	1:12.54 [5] (0:12.02)	1:00.52 [5] (0:11.97)	0:48.55 [5] (0:12.16)	0:36.39 [5] (0:11.88)	+2	
10	15	FIGHT FOR FREEDOM Taylor Johnstone	5	63.6 1600-1400	0:11.63 1400-1200	0:26.94	1:39.35 (0:15.31)	1:24.04 [6] (0:11.63)	1:12.41 [6] (0:11.95)	1:00.46 [6] (0:12.07)	0:48.39 [6] (0:12.03)	0:36.36 [6] (0:12.01)	+4	

Scratched: Charm Slinga (#1), Chelimo (#4), Eventually (#10), Moss the Boss (#17), Toyetic (#18)

Report Created: Wed 04 September 2024 17:45:20 GMT+10 (Note: Timing is based on positional data)

- [] Position in running at each section and finish
- #: Saddle cloth number
- :-:-- No data available at this section
- DNF Did not finish
- NA No data available
- DNT Did not track
- █ Background shading for fastest section



RACINGSA

Thomas Farms RC Murray Bridge SA

Race 9: Thomas Farms Rating 0 - 56 Handicap - 1600m

04 September 2024 - 4:51PM

Track Rating: Good 4, Weather: Fine, Rail Position: +7.5m, chute 1200m +4.5



Murray Bridge
Racing Club

Section							Overall	L1400	L1200	L1000	L800	L600		
Field Times							1:38.06 (0:14.96)	1:23.10 (0:11.48)	1:11.61 (0:11.77)	0:59.85 (0:12.01)	0:47.84 (0:12.31)	0:35.53 (0:11.70)		
Position	#	Horse/Jockey	Barrier	Top Speed [km/h]	Fastest Section	First 400m								Distance Travelled From Winner [m]
11	13	STRETFORD END	13	64.3	0:11.46	0:26.68	1:39.50	1:24.28 [5]	1:12.82 [3]	1:01.00 [3]	0:48.97 [3]	0:36.75 [3]		+3
		Justin Potter		1600-1400	1400-1200		(0:15.22)	(0:11.46)	(0:11.82)	(0:12.03)	(0:12.22)	(0:11.90)		
12	7	LEADER'S PRIDE	2	62.4	0:11.72	0:27.07	1:40.20	1:24.85 [7]	1:13.13 [7]	1:01.16 [8]	0:49.09 [8]	0:36.96 [9]		+4
		Margaret Collett		1600-1400	1400-1200		(0:15.35)	(0:11.72)	(0:11.97)	(0:12.07)	(0:12.13)	(0:12.09)		
13	12	LAST WAR	9	63.2	0:11.76	0:27.19	1:40.43	1:25.00 [10]	1:13.24 [9]	1:01.24 [10]	0:49.12 [11]	0:37.11 [11]		+10
		Ben Price		1200-1000	1400-1200		(0:15.43)	(0:11.76)	(0:12.00)	(0:12.12)	(0:12.01)	(0:11.96)		

Scratched: Charm Slinga (#1), Chelimo (#4), Eventually (#10), Moss the Boss (#17), Toyetic (#18)

- [] Position in running at each section and finish
- #: Saddle cloth number
- :--:-- No data available at this section
- DNF Did not finish
- NA No data available
- DNT Did not track
- █ Background shading for fastest section



RACINGSA

Thomas Farms RC Murray Bridge SA

Race 9: Thomas Farms Rating 0 - 56 Handicap - 1600m

04 September 2024 - 4:51PM

Track Rating: Good 4, Weather: Fine, Rail Position: +7.5m, chute 1200m +4.5



Murray Bridge
Racing Club

Section

Field Times

L400

0:23.83

(0:11.88)

L200

0:11.95

(0:11.95)

Position	#	Horse/Jockey	Barrier	Top Speed [km/h]	Fastest Section	First 400m	L400	L200	Margin	Distance Travelled From Winner [m]
1	6	BLIXTEN Tala Hutchinson	1	63.8 600-400	0:11.41 400-200	0:27.21	0:23.36 [5] (0:11.41)	0:11.95 [1] (0:11.95)	1:38.06	
2	8	OBI Teagan Voorham	7	65.1 600-400	0:11.24 400-200	0:27.34	0:22.94 [13] (0:11.24)	0:11.70 [6] (0:11.70)	1.7L	+7
3	14	CRIMSON FACTOR Anna Jordsjo	14	64.1 800-600	0:11.57 400-200	0:27.47	0:23.62 [8] (0:11.57)	0:12.04 [5] (0:12.04)	3.9L	+2
4	11	DISSMATIC Sairyn Fawke	12	63.6 1000-800	0:11.45 400-200	0:27.40	0:23.42 [12] (0:11.45)	0:11.97 [9] (0:11.97)	4.8L	+8
5	9	BYWATERS ROAD Brooke King	10	66.1 1600-1400	0:11.48 1400-1200	0:26.44	0:24.80 [1] (0:11.93)	0:12.87 [2] (0:12.87)	6.5L	+0
6	5	GALACTIC FURY Samuel Payne	11	64.3 1600-1400	0:11.50 1400-1200	0:26.62	0:24.64 [2] (0:11.81)	0:12.83 [3] (0:12.83)	6.7L	+1
7	2	EASY BEAST Sophie Logan	3	63.1 1600-1400	0:11.68 400-200	0:27.13	0:23.77 [11] (0:11.68)	0:12.09 [11] (0:12.09)	6.9L	+5
8	16	SIRMAZE Jessica Eaton	4	63.4 800-600	0:11.64 1400-1200	0:26.71	0:24.79 [3] (0:11.96)	0:12.83 [4] (0:12.83)	7.9L	-3
9	3	KAESLERKRUZEN Jacob Opperman	6	62.7 800-600	0:11.65 1400-1200	0:26.78	0:24.51 [6] (0:11.99)	0:12.52 [8] (0:12.52)	8.4L	+2
10	15	FIGHT FOR FREEDOM Taylor Johnstone	5	63.6 1600-1400	0:11.63 1400-1200	0:26.94	0:24.35 [7] (0:11.94)	0:12.41 [10] (0:12.41)	8.6L	+4

Scratched: Charm Slinga (#1), Chelimo (#4), Eventually (#10), Moss the Boss (#17), Toyetic (#18)

- [] Position in running at each section and finish
- #: Saddle cloth number
- :--:-- No data available at this section
- DNF Did not finish
- NA No data available
- DNT Did not track
- █ Background shading for fastest section



RACINGSA

Thomas Farms RC Murray Bridge SA

Race 9: Thomas Farms Rating 0 - 56 Handicap - 1600m

04 September 2024 - 4:51PM

Track Rating: Good 4, Weather: Fine, Rail Position: +7.5m, chute 1200m +4.5



Murray Bridge
Racing Club

Section

Field Times

L400

0:23.83

(0:11.88)

L200

0:11.95

(0:11.95)

Position	#	Horse/Jockey	Barrier	Top Speed [km/h]	Fastest Section	First 400m	L400	L200	Margin					Distance Travelled From Winner [m]
11	13	STRETFORD END	13	64.3	0:11.46	0:26.68	0:24.85 [4]	0:12.87 [7]	9.6L					+3
		Justin Potter		1600-1400	1400-1200		(0:11.98)	(0:12.87)						
12	7	LEADER'S PRIDE	2	62.4	0:11.72	0:27.07	0:24.87 [10]	0:12.86 [13]	14.3L					+4
		Margaret Collett		1600-1400	1400-1200		(0:12.01)	(0:12.86)						
13	12	LAST WAR	9	63.2	0:11.76	0:27.19	0:25.15 [9]	0:13.19 [12]	15.8L					+10
		Ben Price		1200-1000	1400-1200		(0:11.96)	(0:13.19)						

Scratched: Charm Slinga (#1), Chelimo (#4), Eventually (#10), Moss the Boss (#17), Toyetic (#18)

- [] Position in running at each section and finish # Saddle cloth number
- :--:-- No data available at this section DNF Did not finish
- NA No data available DNT Did not track
- Background shading for fastest section

Horse/Jockey Name	BLIXTEN/Tala Hutchinson
Finish Rank	1
Fastest Section Time (Section)	0:11.41 (L400)
Top Speed [km/h] (Section)	63.8 (L600)
Race State	Finished



Thomas Farms RC Murray Bridge SA - Professional

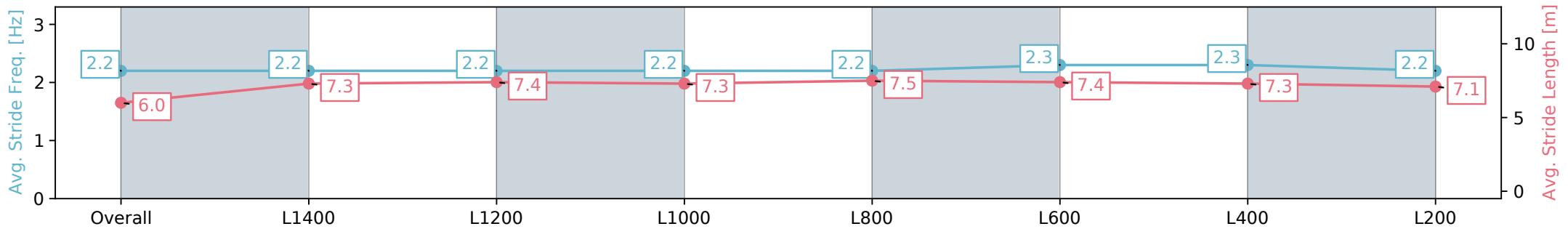
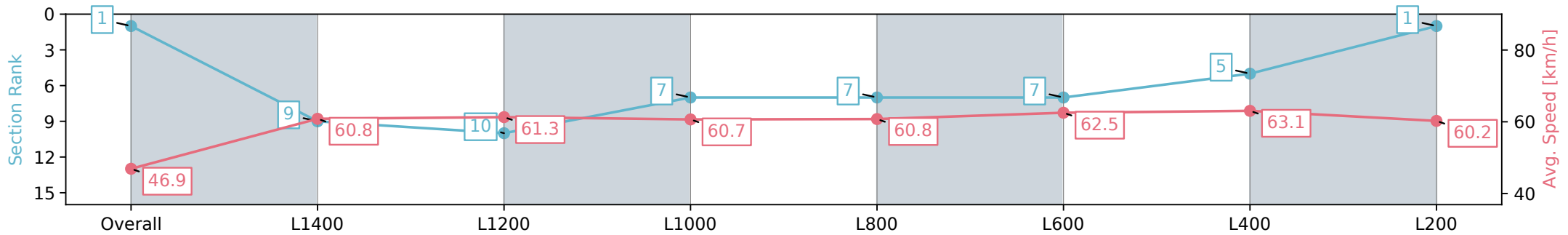
Race 9: Thomas Farms Rating 0 - 56 Handicap - 1600m

04 September 2024 - 4:51PM

Track Rating: Good 4, Weather: Fine, Rail Position: +7.5m, chute 1200m +4.5



Section	Overall	L1400	L1200	L1000	L800	L600	L400	L200
Section Times	1:38.06 [1] (0:15.36)	1:22.70 [9] (0:11.85)	1:10.85 [10] (0:11.76)	0:59.09 [7] (0:12.03)	0:47.06 [7] (0:12.01)	0:35.05 [7] (0:11.69)	0:23.36 [5] (0:11.41)	0:11.95 [1] (0:11.95)
Average Speed [km/h]	46.9	60.8	61.3	60.7	60.8	62.5	63.1	60.2
Top Speed [km/h]	62.4	62.3	62.1	61.1	61.1	63.7	63.8	62.0
Avg. Dist. to Rail [m]	1.9	0.8	1.1	2.6	3.0	3.4	6.2	5.3
Avg. Stride Freq. [Hz]	2.2	2.2	2.2	2.2	2.2	2.3	2.3	2.2
Avg. Stride Length [m]	6.0	7.3	7.4	7.3	7.5	7.4	7.3	7.1



- [] Ranking at each section and finish
- :-:- No data available at this section
- NA No data available

Horse/Jockey Name	OBI/Teagan Voorham
Finish Rank	2
Fastest Section Time (Section)	0:11.24 (L400)
Top Speed [km/h] (Section)	65.1 (L600)
Race State	Finished



Thomas Farms RC Murray Bridge SA - Professional

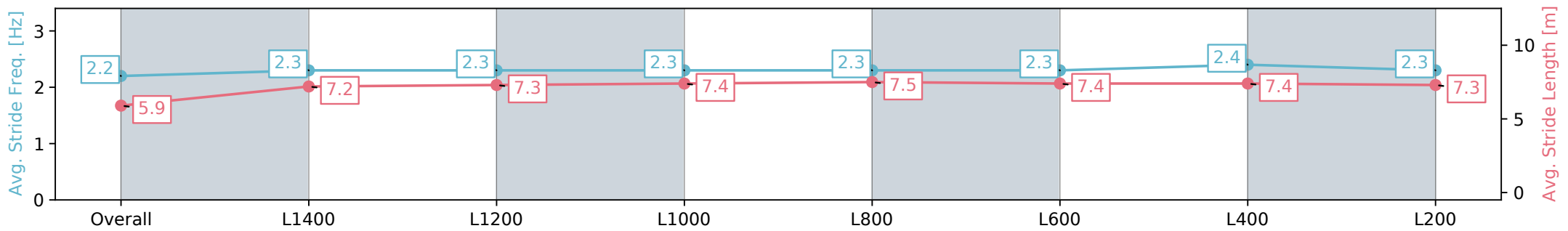
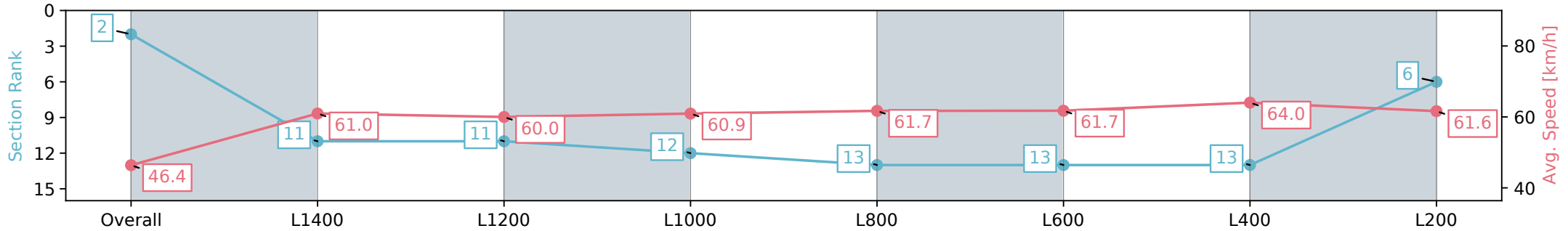
Race 9: Thomas Farms Rating 0 - 56 Handicap - 1600m

04 September 2024 - 4:51PM

Track Rating: Good 4, Weather: Fine, Rail Position: +7.5m, chute 1200m +4.5



Section	Overall	L1400	L1200	L1000	L800	L600	L400	L200
Section Times	1:38.32 [2] (0:15.53)	1:22.79 [11] (0:11.81)	1:10.98 [11] (0:12.05)	0:58.93 [12] (0:12.05)	0:46.88 [13] (0:11.96)	0:34.92 [13] (0:11.98)	0:22.94 [13] (0:11.24)	0:11.70 [6] (0:11.70)
Average Speed [km/h]	46.4	61.0	60.0	60.9	61.7	61.7	64.0	61.6
Top Speed [km/h]	62.8	62.6	61.4	62.2	63.0	63.6	65.1	63.3
Avg. Dist. to Rail [m]	5.8	2.5	2.5	3.7	5.1	6.8	10.4	9.9
Avg. Stride Freq. [Hz]	2.2	2.3	2.3	2.3	2.3	2.3	2.4	2.3
Avg. Stride Length [m]	5.9	7.2	7.3	7.4	7.5	7.4	7.4	7.3



[] Ranking at each section and finish
 -:-:- No data available at this section
 NA No data available

Horse/Jockey Name	CRIMSON FACTOR/Anna Jordsjo
Finish Rank	3
Fastest Section Time (Section)	0:11.57 (L400)
Top Speed [km/h] (Section)	64.1 (L800)
Race State	Finished



Thomas Farms RC Murray Bridge SA - Professional

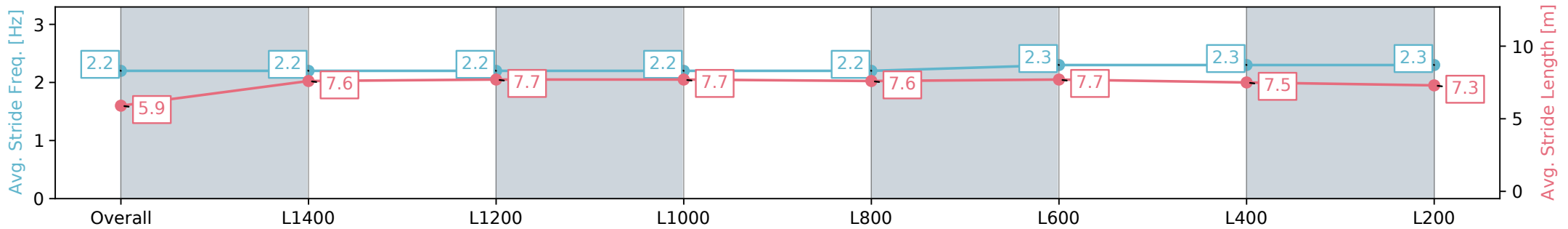
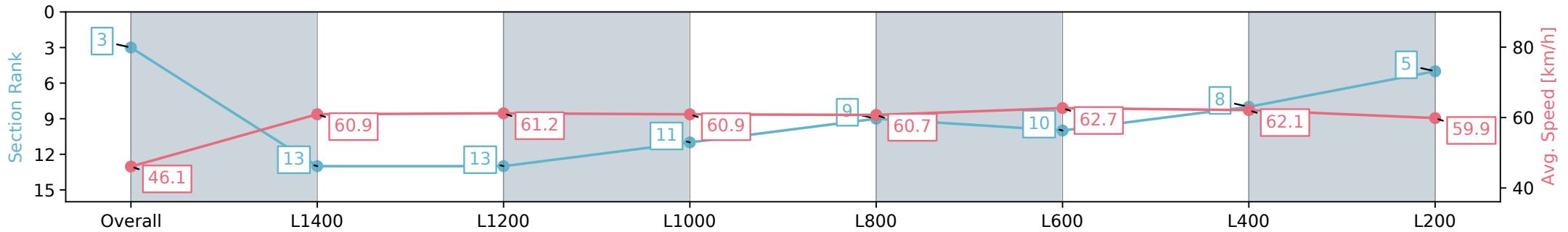
Race 9: Thomas Farms Rating 0 - 56 Handicap - 1600m

04 September 2024 - 4:51PM

Track Rating: Good 4, Weather: Fine, Rail Position: +7.5m, chute 1200m +4.5



Section	Overall	L1400	L1200	L1000	L800	L600	L400	L200
Section Times	1:38.64 [3] (0:15.64)	1:23.00 [13] (0:11.83)	1:11.17 [13] (0:11.76)	0:59.41 [11] (0:11.93)	0:47.48 [9] (0:12.10)	0:35.38 [10] (0:11.76)	0:23.62 [8] (0:11.57)	0:12.04 [5] (0:12.04)
Average Speed [km/h]	46.1	60.9	61.2	60.9	60.7	62.7	62.1	59.9
Top Speed [km/h]	62.7	62.8	63.0	61.5	61.4	64.1	63.4	60.9
Avg. Dist. to Rail [m]	10.2	2.5	0.5	1.7	4.2	5.5	7.5	7.7
Avg. Stride Freq. [Hz]	2.2	2.2	2.2	2.2	2.2	2.3	2.3	2.3
Avg. Stride Length [m]	5.9	7.6	7.7	7.7	7.6	7.7	7.5	7.3



[] Ranking at each section and finish
 -:-:- No data available at this section
 NA No data available

Horse/Jockey Name	DISSMATIC/Sairyn Fawke
Finish Rank	4
Fastest Section Time (Section)	0:11.45 (L400)
Top Speed [km/h] (Section)	63.6 (L1000)
Race State	Finished



Thomas Farms RC Murray Bridge SA - Professional

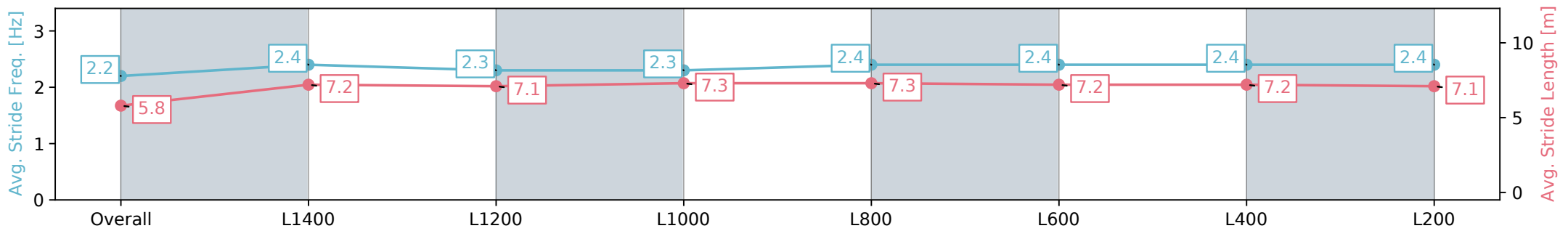
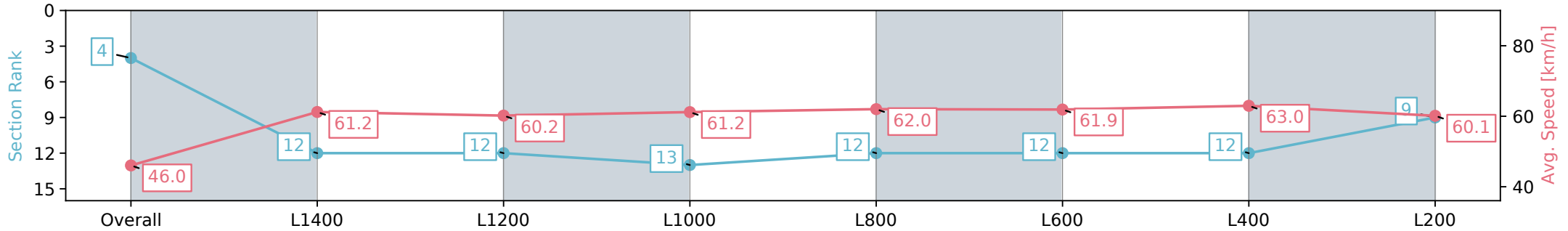
Race 9: Thomas Farms Rating 0 - 56 Handicap - 1600m

04 September 2024 - 4:51PM

Track Rating: Good 4, Weather: Fine, Rail Position: +7.5m, chute 1200m +4.5



Section	Overall	L1400	L1200	L1000	L800	L600	L400	L200
Section Times	1:38.78 [4] (0:15.63)	1:23.15 [12] (0:11.77)	1:11.38 [12] (0:12.00)	0:59.38 [13] (0:12.02)	0:47.36 [12] (0:11.93)	0:35.43 [12] (0:12.01)	0:23.42 [12] (0:11.45)	0:11.97 [9] (0:11.97)
Average Speed [km/h]	46.0	61.2	60.2	61.2	62.0	61.9	63.0	60.1
Top Speed [km/h]	62.9	62.2	61.2	62.6	63.6	63.4	63.5	62.1
Avg. Dist. to Rail [m]	7.9	3.3	2.7	4.0	5.6	8.1	13.2	11.4
Avg. Stride Freq. [Hz]	2.2	2.4	2.3	2.3	2.4	2.4	2.4	2.4
Avg. Stride Length [m]	5.8	7.2	7.1	7.3	7.3	7.2	7.2	7.1



Report Created: Wed 04 September 2024 17:45:24 GMT+10 (Note: Timing is based on positional data)

[] Ranking at each section and finish
 -:-:- No data available at this section
 NA No data available



Horse/Jockey Name	BYWATERS ROAD/Brooke King
Finish Rank	5
Fastest Section Time (Section)	0:11.48 (L1400)
Top Speed [km/h] (Section)	66.1 (Overall)
Race State	Finished



Thomas Farms RC Murray Bridge SA - Professional

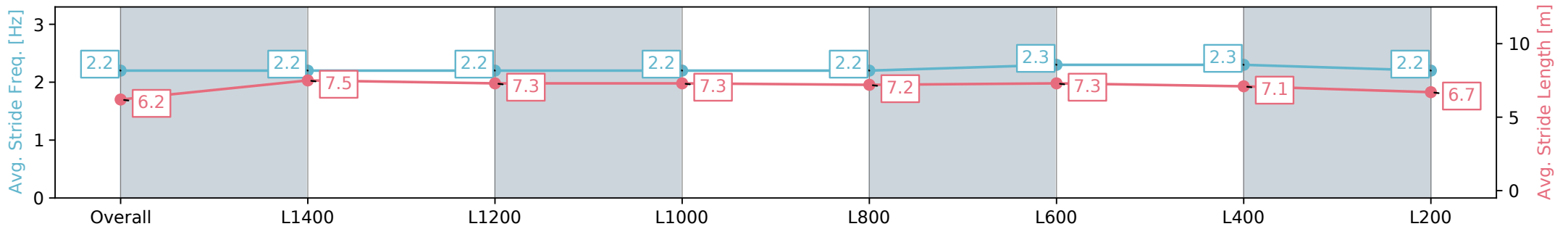
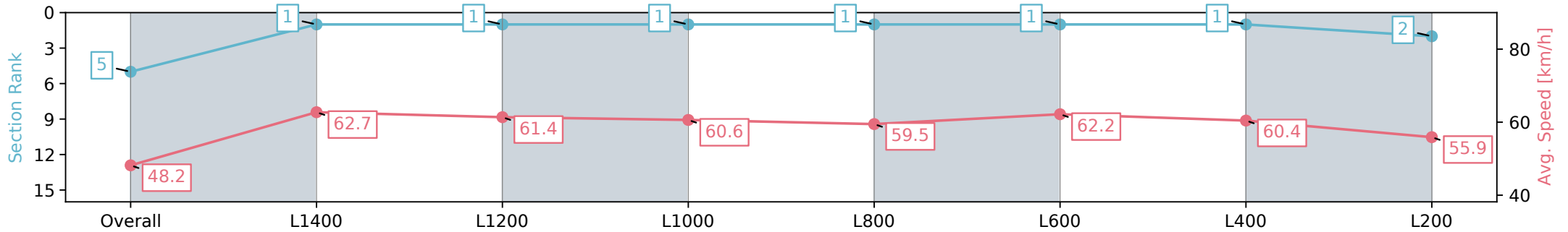
Race 9: Thomas Farms Rating 0 - 56 Handicap - 1600m

04 September 2024 - 4:51PM

Track Rating: Good 4, Weather: Fine, Rail Position: +7.5m, chute 1200m +4.5



Section	Overall	L1400	L1200	L1000	L800	L600	L400	L200
Section Times	1:39.03 [5] (0:14.96)	1:24.07 [1] (0:11.48)	1:12.59 [1] (0:11.77)	1:00.82 [1] (0:12.01)	0:48.81 [1] (0:12.31)	0:36.50 [1] (0:11.70)	0:24.80 [1] (0:11.93)	0:12.87 [2] (0:12.87)
Average Speed [km/h]	48.2	62.7	61.4	60.6	59.5	62.2	60.4	55.9
Top Speed [km/h]	64.2	66.1	61.6	61.2	61.4	62.7	62.7	57.9
Avg. Dist. to Rail [m]	7.4	2.0	1.3	2.7	3.1	2.9	4.2	3.9
Avg. Stride Freq. [Hz]	2.2	2.2	2.2	2.2	2.2	2.3	2.3	2.2
Avg. Stride Length [m]	6.2	7.5	7.3	7.3	7.2	7.3	7.1	6.7



[] Ranking at each section and finish
 -:-:- No data available at this section
 NA No data available

Horse/Jockey Name	GALACTIC FURY/Samuel Payne
Finish Rank	6
Fastest Section Time (Section)	0:11.50 (L1400)
Top Speed [km/h] (Section)	64.3 (Overall)
Race State	Finished



Thomas Farms RC Murray Bridge SA - Professional

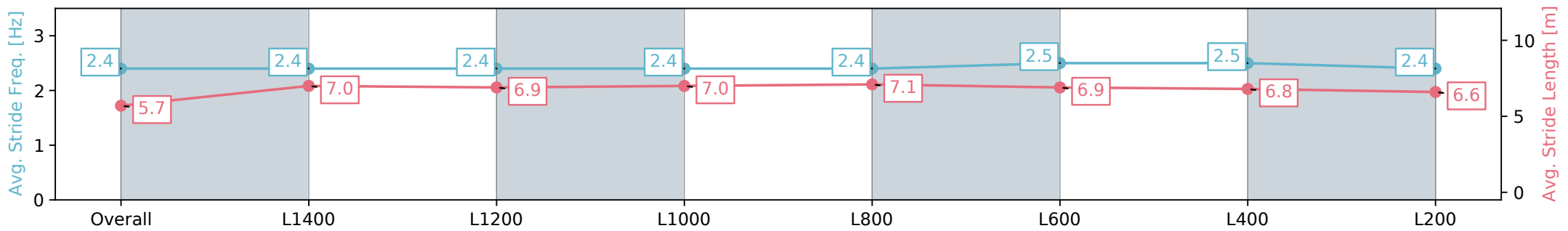
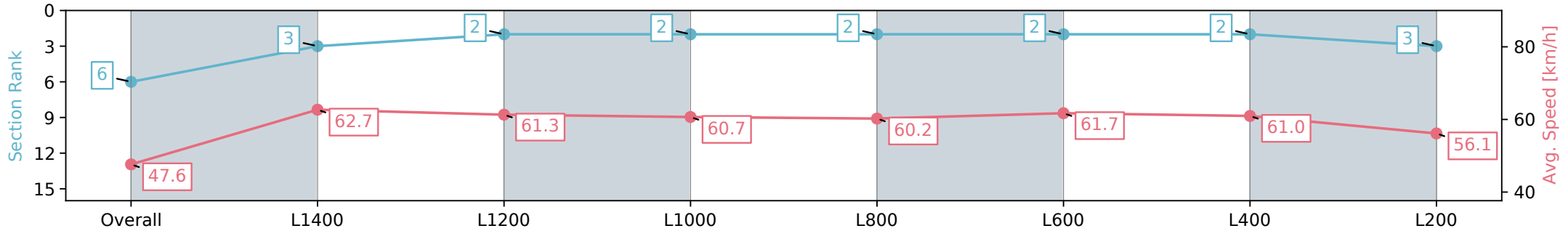
Race 9: Thomas Farms Rating 0 - 56 Handicap - 1600m

04 September 2024 - 4:51PM

Track Rating: Good 4, Weather: Fine, Rail Position: +7.5m, chute 1200m +4.5



Section	Overall	L1400	L1200	L1000	L800	L600	L400	L200
Section Times	1:39.06 [6] (0:15.12)	1:23.94 [3] (0:11.50)	1:12.44 [2] (0:11.76)	1:00.68 [2] (0:12.04)	0:48.64 [2] (0:12.16)	0:36.48 [2] (0:11.84)	0:24.64 [2] (0:11.81)	0:12.83 [3] (0:12.83)
Average Speed [km/h]	47.6	62.7	61.3	60.7	60.2	61.7	61.0	56.1
Top Speed [km/h]	64.1	64.3	61.6	62.1	61.6	63.0	63.5	59.4
Avg. Dist. to Rail [m]	6.7	0.7	1.1	3.0	3.4	3.7	5.2	5.2
Avg. Stride Freq. [Hz]	2.4	2.4	2.4	2.4	2.4	2.5	2.5	2.4
Avg. Stride Length [m]	5.7	7.0	6.9	7.0	7.1	6.9	6.8	6.6



[] Ranking at each section and finish
 -:-:- No data available at this section
 NA No data available

Horse/Jockey Name	EASY BEAST/Sophie Logan
Finish Rank	7
Fastest Section Time (Section)	0:11.68 (L400)
Top Speed [km/h] (Section)	63.1 (Overall)
Race State	Finished



Thomas Farms RC Murray Bridge SA - Professional

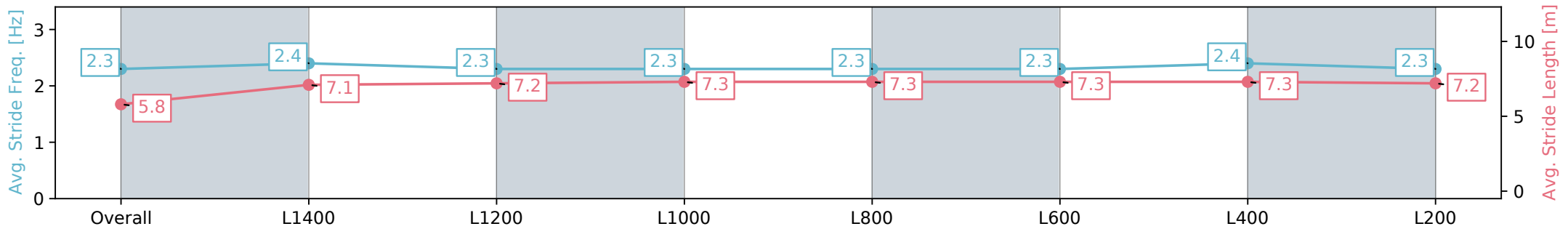
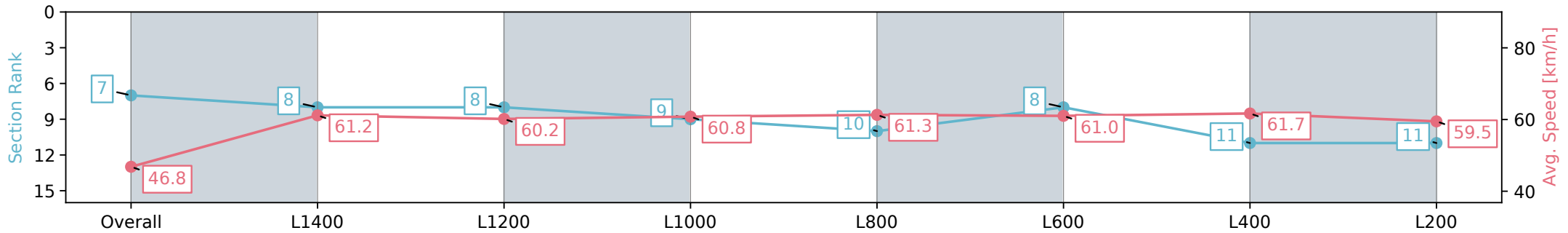
Race 9: Thomas Farms Rating 0 - 56 Handicap - 1600m

04 September 2024 - 4:51PM

Track Rating: Good 4, Weather: Fine, Rail Position: +7.5m, chute 1200m +4.5



Section	Overall	L1400	L1200	L1000	L800	L600	L400	L200
Section Times	1:39.10 [7] (0:15.35)	1:23.75 [8] (0:11.78)	1:11.97 [8] (0:12.00)	0:59.97 [9] (0:12.05)	0:47.92 [10] (0:12.05)	0:35.87 [8] (0:12.10)	0:23.77 [11] (0:11.68)	0:12.09 [11] (0:12.09)
Average Speed [km/h]	46.8	61.2	60.2	60.8	61.3	61.0	61.7	59.5
Top Speed [km/h]	63.1	62.1	60.7	62.8	62.2	62.7	62.9	60.3
Avg. Dist. to Rail [m]	3.9	2.1	2.2	3.6	5.0	6.2	8.1	7.1
Avg. Stride Freq. [Hz]	2.3	2.4	2.3	2.3	2.3	2.3	2.4	2.3
Avg. Stride Length [m]	5.8	7.1	7.2	7.3	7.3	7.3	7.3	7.2



Report Created: Wed 04 September 2024 17:45:27 GMT+10 (Note: Timing is based on positional data)

- [] Ranking at each section and finish
- :-:- No data available at this section
- NA No data available

Horse/Jockey Name	SIRMAZE/Jessica Eaton
Finish Rank	8
Fastest Section Time (Section)	0:11.64 (L1400)
Top Speed [km/h] (Section)	63.4 (L800)
Race State	Finished



Thomas Farms RC Murray Bridge SA - Professional

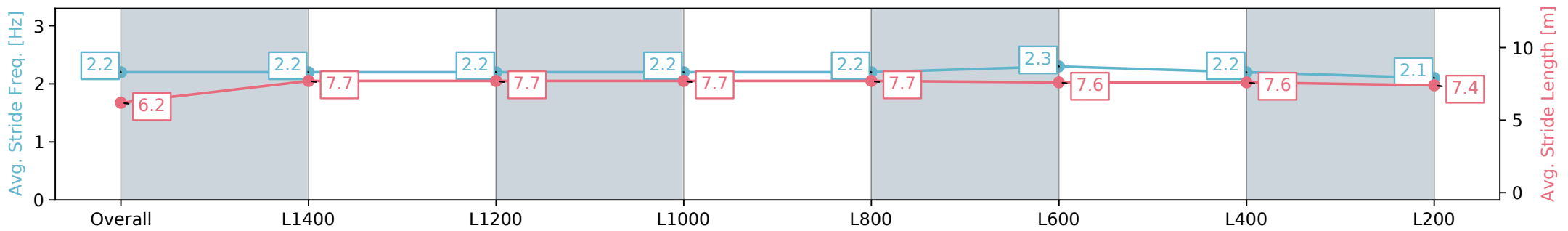
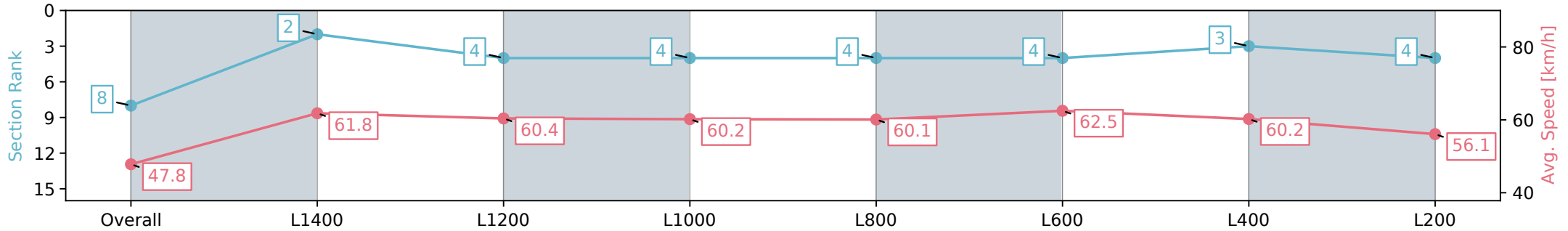
Race 9: Thomas Farms Rating 0 - 56 Handicap - 1600m

04 September 2024 - 4:51PM

Track Rating: Good 4, Weather: Fine, Rail Position: +7.5m, chute 1200m +4.5



Section	Overall	L1400	L1200	L1000	L800	L600	L400	L200
Section Times	1:39.25 [8] (0:15.07)	1:24.18 [2] (0:11.64)	1:12.54 [4] (0:11.95)	1:00.59 [4] (0:12.04)	0:48.55 [4] (0:12.11)	0:36.44 [4] (0:11.65)	0:24.79 [3] (0:11.96)	0:12.83 [4] (0:12.83)
Average Speed [km/h]	47.8	61.8	60.4	60.2	60.1	62.5	60.2	56.1
Top Speed [km/h]	62.6	62.3	61.1	61.0	60.9	63.4	63.3	57.6
Avg. Dist. to Rail [m]	3.4	0.2	0.2	1.3	2.5	2.7	4.4	4.2
Avg. Stride Freq. [Hz]	2.2	2.2	2.2	2.2	2.2	2.3	2.2	2.1
Avg. Stride Length [m]	6.2	7.7	7.7	7.7	7.7	7.6	7.6	7.4



[] Ranking at each section and finish
 -:-:- No data available at this section
 NA No data available

Horse/Jockey Name	KAESLERKRUZEN/Jacob Opperman
Finish Rank	9
Fastest Section Time (Section)	0:11.65 (L1400)
Top Speed [km/h] (Section)	62.7 (L800)
Race State	Finished



Thomas Farms RC Murray Bridge SA - Professional

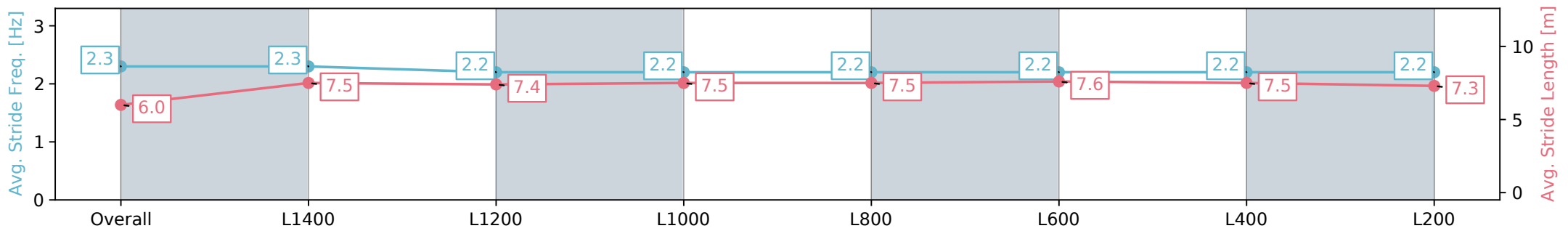
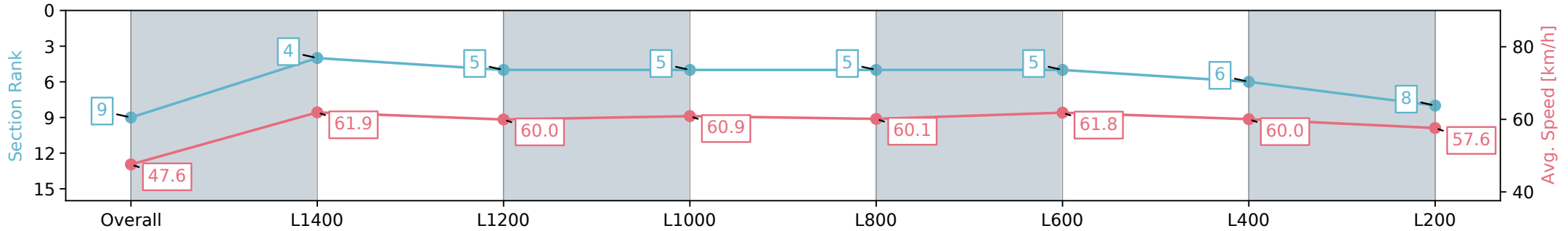
Race 9: Thomas Farms Rating 0 - 56 Handicap - 1600m

04 September 2024 - 4:51PM

Track Rating: Good 4, Weather: Fine, Rail Position: +7.5m, chute 1200m +4.5



Section	Overall	L1400	L1200	L1000	L800	L600	L400	L200
Section Times	1:39.32 [9] (0:15.13)	1:24.19 [4] (0:11.65)	1:12.54 [5] (0:12.02)	1:00.52 [5] (0:11.97)	0:48.55 [5] (0:12.16)	0:36.39 [5] (0:11.88)	0:24.51 [6] (0:11.99)	0:12.52 [8] (0:12.52)
Average Speed [km/h]	47.6	61.9	60.0	60.9	60.1	61.8	60.0	57.6
Top Speed [km/h]	62.0	62.5	60.9	61.7	61.1	62.7	61.8	58.2
Avg. Dist. to Rail [m]	4.9	1.2	1.4	2.4	3.3	5.1	8.6	9.3
Avg. Stride Freq. [Hz]	2.3	2.3	2.2	2.2	2.2	2.2	2.2	2.2
Avg. Stride Length [m]	6.0	7.5	7.4	7.5	7.5	7.6	7.5	7.3



Report Created: Wed 04 September 2024 17:45:29 GMT+10 (Note: Timing is based on positional data)

[] Ranking at each section and finish
 -:-:- No data available at this section
 NA No data available



Horse/Jockey Name	FIGHT FOR FREEDOM/Taylor Johnstone
Finish Rank	10
Fastest Section Time (Section)	0:11.63 (L1400)
Top Speed [km/h] (Section)	63.6 (Overall)
Race State	Finished



Thomas Farms RC Murray Bridge SA - Professional

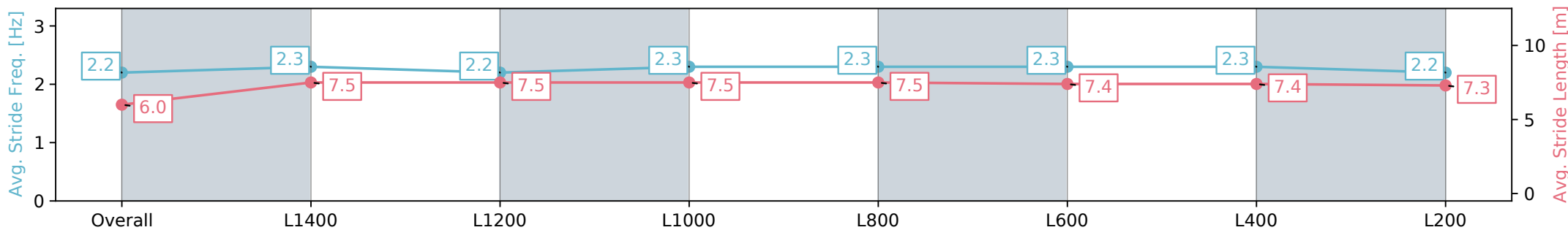
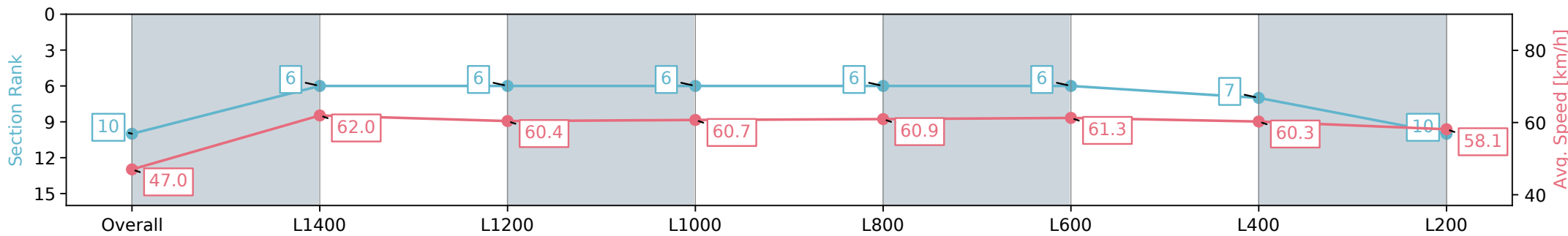
Race 9: Thomas Farms Rating 0 - 56 Handicap - 1600m

04 September 2024 - 4:51PM

Track Rating: Good 4, Weather: Fine, Rail Position: +7.5m, chute 1200m +4.5



Section	Overall	L1400	L1200	L1000	L800	L600	L400	L200
Section Times	1:39.35 [10] (0:15.31)	1:24.04 [6] (0:11.63)	1:12.41 [6] (0:11.95)	1:00.46 [6] (0:12.07)	0:48.39 [6] (0:12.03)	0:36.36 [6] (0:12.01)	0:24.35 [7] (0:11.94)	0:12.41 [10] (0:12.41)
Average Speed [km/h]	47.0	62.0	60.4	60.7	60.9	61.3	60.3	58.1
Top Speed [km/h]	63.6	62.5	61.1	61.5	61.6	62.2	61.2	59.0
Avg. Dist. to Rail [m]	4.8	2.6	2.5	3.2	3.8	5.7	9.4	9.8
Avg. Stride Freq. [Hz]	2.2	2.3	2.2	2.3	2.3	2.3	2.3	2.2
Avg. Stride Length [m]	6.0	7.5	7.5	7.5	7.5	7.4	7.4	7.3



- [] Ranking at each section and finish
- :-:- No data available at this section
- NA No data available

Horse/Jockey Name	STRETFORD END/Justin Potter
Finish Rank	11
Fastest Section Time (Section)	0:11.46 (L1400)
Top Speed [km/h] (Section)	64.3 (Overall)
Race State	Finished



Thomas Farms RC Murray Bridge SA - Professional

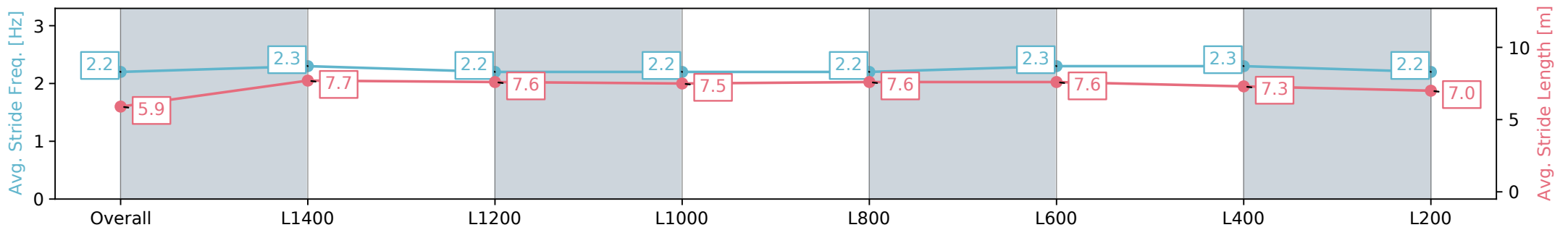
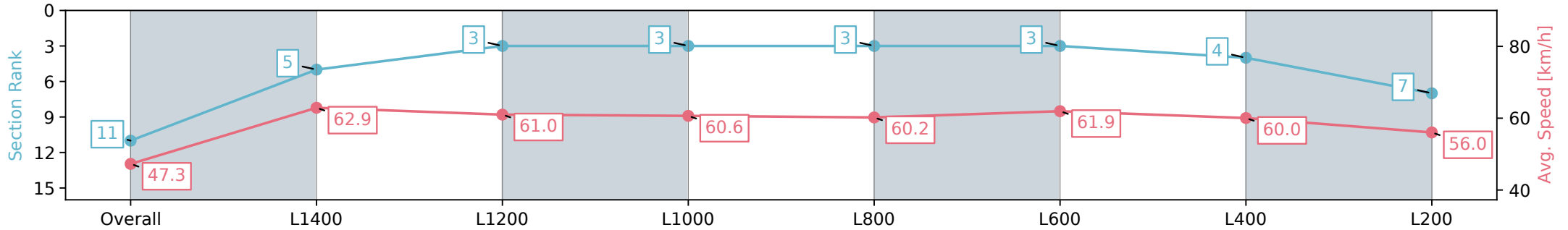
Race 9: Thomas Farms Rating 0 - 56 Handicap - 1600m

04 September 2024 - 4:51PM

Track Rating: Good 4, Weather: Fine, Rail Position: +7.5m, chute 1200m +4.5



Section	Overall	L1400	L1200	L1000	L800	L600	L400	L200
Section Times	1:39.50 [11] (0:15.22)	1:24.28 [5] (0:11.46)	1:12.82 [3] (0:11.82)	1:01.00 [3] (0:12.03)	0:48.97 [3] (0:12.22)	0:36.75 [3] (0:11.90)	0:24.85 [4] (0:11.98)	0:12.87 [7] (0:12.87)
Average Speed [km/h]	47.3	62.9	61.0	60.6	60.2	61.9	60.0	56.0
Top Speed [km/h]	64.3	63.3	62.5	61.3	61.0	62.7	61.9	58.1
Avg. Dist. to Rail [m]	9.6	2.9	1.2	2.7	4.4	5.8	8.4	8.6
Avg. Stride Freq. [Hz]	2.2	2.3	2.2	2.2	2.2	2.3	2.3	2.2
Avg. Stride Length [m]	5.9	7.7	7.6	7.5	7.6	7.6	7.3	7.0



[] Ranking at each section and finish
 -:-:- No data available at this section
 NA No data available

Horse/Jockey Name	LEADER'S PRIDE/Margaret Collett
Finish Rank	12
Fastest Section Time (Section)	0:11.72 (L1400)
Top Speed [km/h] (Section)	62.4 (Overall)
Race State	Finished



Thomas Farms RC Murray Bridge SA - Professional

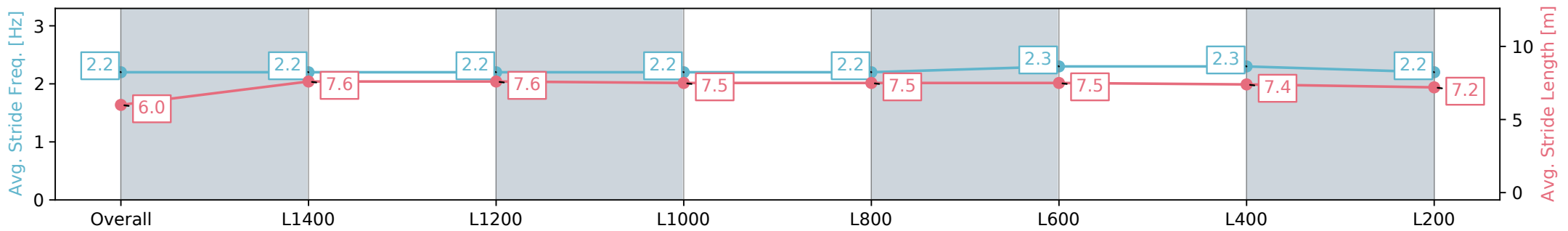
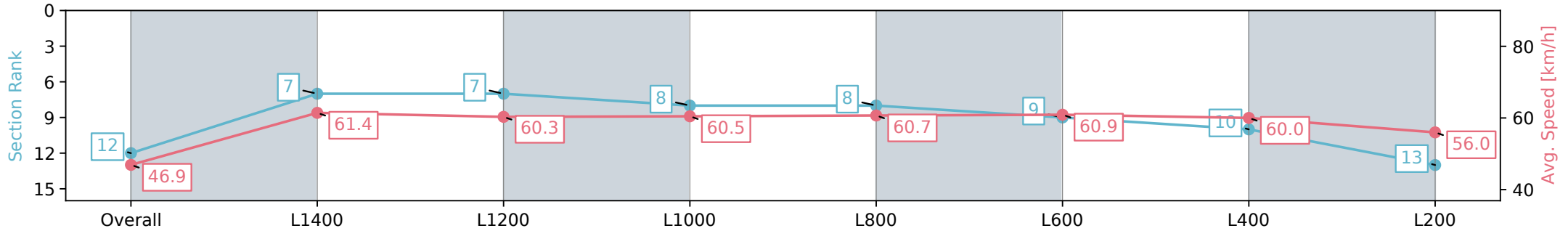
Race 9: Thomas Farms Rating 0 - 56 Handicap - 1600m

04 September 2024 - 4:51PM

Track Rating: Good 4, Weather: Fine, Rail Position: +7.5m, chute 1200m +4.5



Section	Overall	L1400	L1200	L1000	L800	L600	L400	L200
Section Times	1:40.20 [12] (0:15.35)	1:24.85 [7] (0:11.72)	1:13.13 [7] (0:11.97)	1:01.16 [8] (0:12.07)	0:49.09 [8] (0:12.13)	0:36.96 [9] (0:12.09)	0:24.87 [10] (0:12.01)	0:12.86 [13] (0:12.86)
Average Speed [km/h]	46.9	61.4	60.3	60.5	60.7	60.9	60.0	56.0
Top Speed [km/h]	62.4	62.1	61.1	61.3	61.1	61.9	61.8	57.6
Avg. Dist. to Rail [m]	2.6	1.1	1.6	2.8	4.3	5.6	6.9	9.8
Avg. Stride Freq. [Hz]	2.2	2.2	2.2	2.2	2.2	2.3	2.3	2.2
Avg. Stride Length [m]	6.0	7.6	7.6	7.5	7.5	7.5	7.4	7.2



[] Ranking at each section and finish
 -:-:- No data available at this section
 NA No data available

Horse/Jockey Name	LAST WAR/Ben Price
Finish Rank	13
Fastest Section Time (Section)	0:11.76 (L1400)
Top Speed [km/h] (Section)	63.2 (L1200)
Race State	Finished



Thomas Farms RC Murray Bridge SA - Professional

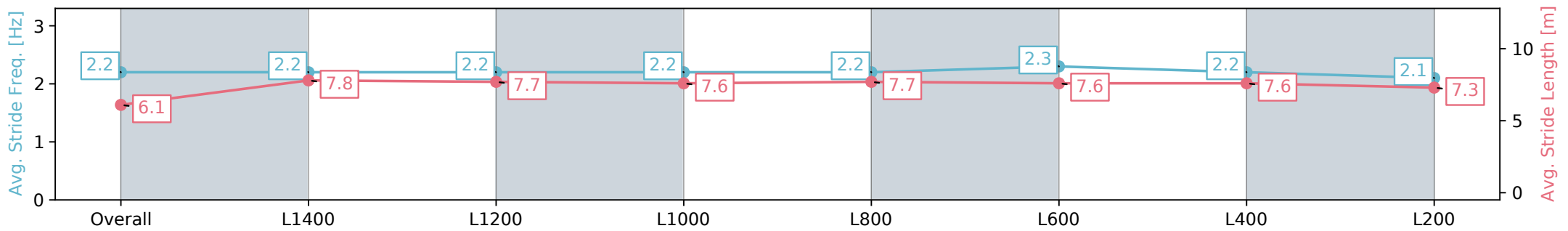
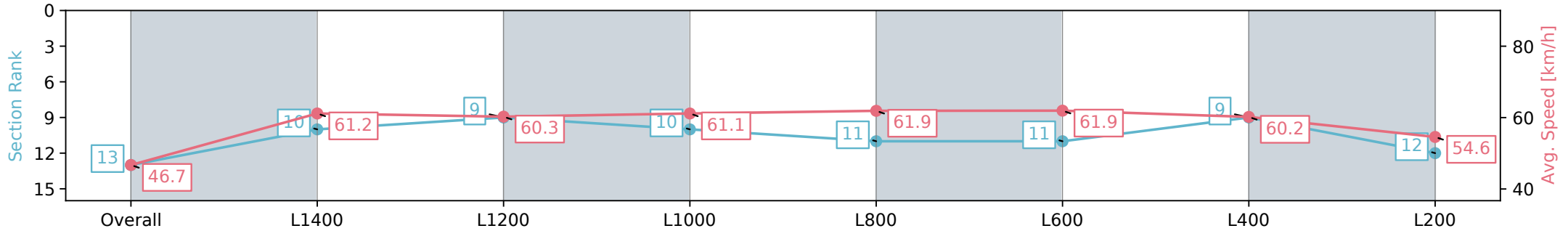
Race 9: Thomas Farms Rating 0 - 56 Handicap - 1600m

04 September 2024 - 4:51PM

Track Rating: Good 4, Weather: Fine, Rail Position: +7.5m, chute 1200m +4.5



Section	Overall	L1400	L1200	L1000	L800	L600	L400	L200
Section Times	1:40.43 [13] (0:15.43)	1:25.00 [10] (0:11.76)	1:13.24 [9] (0:12.00)	1:01.24 [10] (0:12.12)	0:49.12 [11] (0:12.01)	0:37.11 [11] (0:11.96)	0:25.15 [9] (0:11.96)	0:13.19 [12] (0:13.19)
Average Speed [km/h]	46.7	61.2	60.3	61.1	61.9	61.9	60.2	54.6
Top Speed [km/h]	62.5	61.9	61.1	63.2	63.0	62.3	62.3	57.5
Avg. Dist. to Rail [m]	7.0	3.8	3.5	5.7	6.5	6.9	11.6	13.3
Avg. Stride Freq. [Hz]	2.2	2.2	2.2	2.2	2.2	2.3	2.2	2.1
Avg. Stride Length [m]	6.1	7.8	7.7	7.6	7.7	7.6	7.6	7.3



Report Created: Wed 04 September 2024 17:45:33 GMT+10 (Note: Timing is based on positional data)

[] Ranking at each section and finish
 -:-:- No data available at this section
 NA No data available

