



RACINGSA

Thomas Farms RC Murray Bridge SA

Race 8: Carlton Draught Benchmark 56 Handicap - 2000m

04 September 2024 - 4:16PM

Track Rating: Good 4, Weather: Fine, Rail Position: +7.5m, chute 1200m +4.5



Murray Bridge
Racing Club

Section Field Times							Overall	L1800	L1600	L1400	L1200	L1000		
							2:07.47 (0:15.76)	1:51.71 (0:11.61)	1:40.10 (0:12.36)	1:27.74 (0:13.00)	1:14.74 (0:13.09)	1:01.65 (0:12.53)		
Position	#	Horse/Jockey	Barrier	Top Speed [km/h]	Fastest Section	First 400m							Distance Travelled From Winner [m]	
1	12	WARRANTYTE ROAD Teagan Voorham	7	63.0 600-400	0:11.57 400-200	0:28.32	2:07.47 (0:16.25)	1:51.22 [8] (0:12.07)	1:39.15 [9] (0:12.31)	1:26.84 [9] (0:13.16)	1:13.68 [11] (0:12.79)	1:00.89 [11] (0:12.67)		
2	3	FLYING ASSASSIN Tala Hutchinson	9	64.1 800-600	0:11.66 400-200	0:28.68	2:07.49 (0:16.56)	1:50.92 [12] (0:12.11)	1:38.81 [12] (0:12.32)	1:26.49 [12] (0:13.18)	1:13.31 [13] (0:12.75)	1:00.56 [13] (0:12.45)	-3	
3	14	TYITA Alana Livesey	13	65.9 2000-1800	0:11.68 400-200	0:28.37	2:07.53 (0:16.42)	1:51.11 [11] (0:11.95)	1:39.16 [10] (0:12.27)	1:26.89 [10] (0:13.03)	1:13.86 [9] (0:12.93)	1:00.93 [12] (0:12.70)	-7	
4	11	WANNASCHMACK Callan Murray	2	64.8 2000-1800	0:11.79 400-200	0:27.86	2:07.58 (0:16.00)	1:51.58 [5] (0:11.86)	1:39.72 [5] (0:12.37)	1:27.35 [5] (0:13.07)	1:14.28 [5] (0:12.76)	1:01.52 [5] (0:12.63)	-4	
5	13	ROAD TO BLUE SKY Dom Tourneur	12	61.5 1400-1200	0:12.00 400-200	0:28.81	2:07.63 (0:16.71)	1:50.92 [13] (0:12.10)	1:38.82 [13] (0:12.32)	1:26.50 [13] (0:12.67)	1:13.83 [12] (0:12.08)	1:01.75 [2] (0:12.46)	-9	
6	8	SALUTE THE STARS Jake Toeroek	11	63.3 2000-1800	0:11.69 400-200	0:28.43	2:07.82 (0:16.38)	1:51.44 [10] (0:12.05)	1:39.39 [11] (0:12.26)	1:27.13 [11] (0:12.99)	1:14.14 [10] (0:12.85)	1:01.29 [10] (0:12.54)	-2	
7	1	JAMCRA Anna Jordsjo	10	64.2 2000-1800	0:11.71 400-200	0:28.07	2:07.83 (0:16.16)	1:51.67 [7] (0:11.91)	1:39.76 [8] (0:12.27)	1:27.49 [6] (0:13.02)	1:14.47 [6] (0:12.88)	1:01.59 [7] (0:12.60)	-2	
8	4	BADISS Justin Potter	8	65.0 2000-1800	0:11.63 1800-1600	0:27.39	2:08.00 (0:15.76)	1:52.24 [1] (0:11.63)	1:40.61 [2] (0:12.44)	1:28.17 [2] (0:13.02)	1:15.15 [2] (0:13.11)	1:02.04 [3] (0:12.69)	-7	
9	9	FLIGHT DECK Ivy Lam	1	65.0 2000-1800	0:11.86 1800-1600	0:27.79	2:08.05 (0:15.93)	1:52.12 [4] (0:11.86)	1:40.26 [4] (0:12.30)	1:27.96 [4] (0:12.95)	1:15.01 [3] (0:13.01)	1:02.00 [4] (0:12.72)	-15	
10	2	CAPRICORN RIDGE Jacob Opperman	6	63.9 2000-1800	0:11.70 1800-1600	0:28.03	2:08.13 (0:16.33)	1:51.80 [9] (0:11.70)	1:40.10 [6] (0:12.33)	1:27.77 [7] (0:13.02)	1:14.75 [7] (0:12.94)	1:01.81 [8] (0:12.76)	-12	

Scratched: Fizique (#5), Alpine Beau (#7), Scamster (#10)

Report Created: Wed 04 September 2024 17:04:35 GMT+10 (Note: Timing is based on positional data)

- [] Position in running at each section and finish
- #: Saddle cloth number
- :-:-- No data available at this section
- DNF Did not finish
- NA No data available
- DNT Did not track
- █ Background shading for fastest section



RACINGSA

Thomas Farms RC Murray Bridge SA

Race 8: Carlton Draught Benchmark 56 Handicap - 2000m

04 September 2024 - 4:16PM

Track Rating: Good 4, Weather: Fine, Rail Position: +7.5m, chute 1200m +4.5



Murray Bridge
Racing Club

Section							Overall	L1800	L1600	L1400	L1200	L1000		
Field Times							2:07.47 (0:15.76)	1:51.71 (0:11.61)	1:40.10 (0:12.36)	1:27.74 (0:13.00)	1:14.74 (0:13.09)	1:01.65 (0:12.53)		
Position	#	Horse/Jockey	Barrier	Top Speed [km/h]	Fastest Section	First 400m								Distance Travelled From Winner [m]
11	15	PROJECT GUTENBERG	3	64.5	0:11.54	0:27.37	2:08.65	1:52.82 [3]	1:41.28 [1]	1:28.92 [1]	1:15.93 [1]	1:02.84 [1]		-14
		Brooke King		2000-1800	1800-1600		(0:15.83)	(0:11.54)	(0:12.36)	(0:12.99)	(0:13.09)	(0:12.71)		
12	6	RED SEQUOIA	5	63.9	0:12.03	0:28.05	2:08.69	1:52.67 [6]	1:40.64 [7]	1:28.22 [8]	1:15.17 [8]	1:02.31 [9]		-2
		Taylor Johnstone		2000-1800	1800-1600		(0:16.02)	(0:12.03)	(0:12.42)	(0:13.05)	(0:12.86)	(0:12.78)		
13	16	ELEGANT POETESS	4	65.2	0:11.77	0:27.56	2:08.75	1:52.95 [2]	1:41.18 [3]	1:28.72 [3]	1:15.70 [4]	1:02.61 [6]		-5
		Rochelle Milnes		2000-1800	1800-1600		(0:15.80)	(0:11.77)	(0:12.46)	(0:13.02)	(0:13.09)	(0:12.57)		

Scratched: Fizique (#5), Alpine Beau (#7), Scamster (#10)

- [] Position in running at each section and finish
- #: Saddle cloth number
- :--:-- No data available at this section
- DNF Did not finish
- NA No data available
- DNT Did not track
- █ Background shading for fastest section



RACINGSA

Thomas Farms RC Murray Bridge SA

Race 8: Carlton Draught Benchmark 56 Handicap - 2000m

04 September 2024 - 4:16PM

Track Rating: Good 4, Weather: Fine, Rail Position: +7.5m, chute 1200m +4.5



Murray Bridge
Racing Club

Section
Field Times

L800 0:49.12 (0:12.82)
L600 0:36.30 (0:12.22)
L400 0:24.08 (0:11.80)
L200 0:12.27 (0:12.27)

Position	#	Horse/Jockey	Barrier	Top Speed [km/h]	Fastest Section	First 400m	L800	L600	L400	L200	Margin	Distance Travelled From Winner [m]
1	12	WARRANTYTE ROAD Teagan Voorham	7	63.0 600-400	0:11.57 400-200	0:28.32	0:48.22 [11] (0:12.46)	0:35.76 [10] (0:12.13)	0:23.63 [10] (0:11.57)	0:12.05 [8] (0:12.05)	2:07.47	
2	3	FLYING ASSASSIN Tala Hutchinson	9	64.1 800-600	0:11.66 400-200	0:28.68	0:48.11 [13] (0:12.28)	0:35.82 [9] (0:11.86)	0:23.96 [4] (0:11.66)	0:12.30 [1] (0:12.30)	0.1L	-3
3	14	TYITA Alana Livesey	13	65.9 2000-1800	0:11.68 400-200	0:28.37	0:48.23 [12] (0:12.56)	0:35.67 [12] (0:11.87)	0:23.80 [6] (0:11.68)	0:12.12 [6] (0:12.12)	0.3L	-7
4	11	WANNASCHMACK Callan Murray	2	64.8 2000-1800	0:11.79 400-200	0:27.86	0:48.89 [4] (0:12.78)	0:36.11 [3] (0:12.04)	0:24.07 [3] (0:11.79)	0:12.28 [3] (0:12.28)	0.7L	-4
5	13	ROAD TO BLUE SKY Dom Tourneur	12	61.5 1400-1200	0:12.00 400-200	0:28.81	0:49.29 [1] (0:12.82)	0:36.47 [1] (0:12.23)	0:24.24 [1] (0:12.00)	0:12.24 [5] (0:12.24)	1.0L	-9
6	8	SALUTE THE STARS Jake Toeroek	11	63.3 2000-1800	0:11.69 400-200	0:28.43	0:48.75 [8] (0:12.59)	0:36.16 [8] (0:12.07)	0:24.09 [7] (0:11.69)	0:12.40 [7] (0:12.40)	2.2L	-2
7	1	JAMCRA Anna Jordsjo	10	64.2 2000-1800	0:11.71 400-200	0:28.07	0:48.99 [7] (0:12.74)	0:36.25 [6] (0:12.00)	0:24.25 [5] (0:11.71)	0:12.54 [2] (0:12.54)	2.2L	-2
8	4	BADISS Justin Potter	8	65.0 2000-1800	0:11.63 1800-1600	0:27.39	0:49.35 [3] (0:12.84)	0:36.51 [4] (0:11.90)	0:24.61 [1] (0:11.96)	0:12.65 [4] (0:12.65)	3.2L	-7
9	9	FLIGHT DECK Ivy Lam	1	65.0 2000-1800	0:11.86 1800-1600	0:27.79	0:49.28 [6] (0:12.88)	0:36.40 [7] (0:12.09)	0:24.31 [8] (0:11.86)	0:12.45 [9] (0:12.45)	3.5L	-15
10	2	CAPRICORN RIDGE Jacob Opperman	6	63.9 2000-1800	0:11.70 1800-1600	0:28.03	0:49.05 [9] (0:12.78)	0:36.27 [11] (0:12.01)	0:24.26 [12] (0:11.84)	0:12.42 [10] (0:12.42)	4.0L	-12

Scratched: Fizique (#5), Alpine Beau (#7), Scamster (#10)

Report Created: Wed 04 September 2024 17:04:35 GMT+10 (Note: Timing is based on positional data)

- [] Position in running at each section and finish
- #: Saddle cloth number
- :--:-- No data available at this section
- DNF Did not finish
- NA No data available
- DNT Did not track
- █ Background shading for fastest section



RACINGSA

Thomas Farms RC Murray Bridge SA
Race 8: Carlton Draught Benchmark 56 Handicap - 2000m
04 September 2024 - 4:16PM



Murray Bridge
Racing Club

Track Rating: Good 4, Weather: Fine, Rail Position: +7.5m, chute 1200m +4.5

Section	L800	L600	L400	L200
Field Times	0:49.12 (0:12.82)	0:36.30 (0:12.22)	0:24.08 (0:11.80)	0:12.27 (0:12.27)

Position	#	Horse/Jockey	Barrier	Top Speed [km/h]	Fastest Section	First 400m	L800	L600	L400	L200	Margin	Distance Travelled From Winner [m]
11	15	PROJECT GUTENBERG	3	64.5	0:11.54	0:27.37	0:50.13 [2]	0:37.19 [2]	0:24.90 [9]	0:12.76 [11]	7.2L	-14
		Brooke King		2000-1800	1800-1600		(0:12.94)	(0:12.28)	(0:12.14)	(0:12.76)		
12	6	RED SEQUOIA	5	63.9	0:12.03	0:28.05	0:49.53 [10]	0:36.74 [13]	0:24.36 [13]	0:12.30 [13]	7.4L	-2
		Taylor Johnstone		2000-1800	1800-1600		(0:12.79)	(0:12.38)	(0:12.06)	(0:12.30)		
13	16	ELEGANT POETESS	4	65.2	0:11.77	0:27.56	0:50.03 [5]	0:37.19 [5]	0:24.90 [11]	0:12.73 [12]	7.7L	-5
		Rochelle Milnes		2000-1800	1800-1600		(0:12.84)	(0:12.28)	(0:12.17)	(0:12.73)		

Scratched: Fizique (#5), Alpine Beau (#7), Scamster (#10)

- [] Position in running at each section and finish # Saddle cloth number
- :--:-- No data available at this section DNF Did not finish
- NA No data available DNT Did not track
- █ Background shading for fastest section

Horse/Jockey Name	WARRANTYTE ROAD/Teagan Voorham
Finish Rank	1
Fastest Section Time (Section)	0:11.57 (L400)
Top Speed [km/h] (Section)	63.0 (L600)
Race State	Finished



Thomas Farms RC Murray Bridge SA - Professional

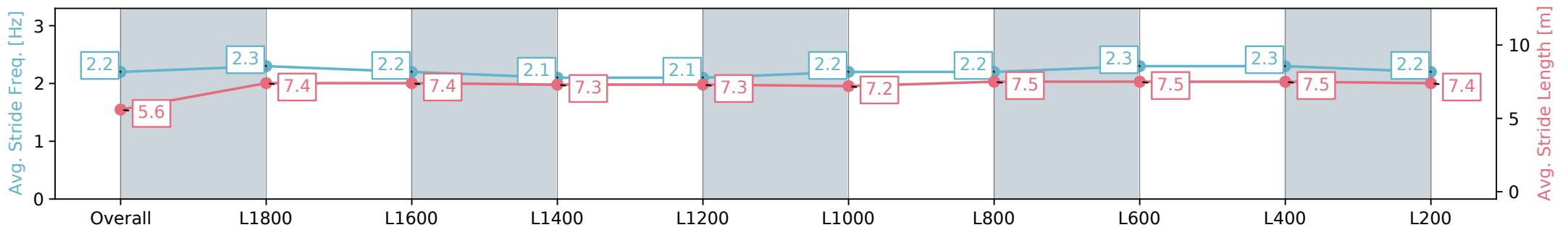
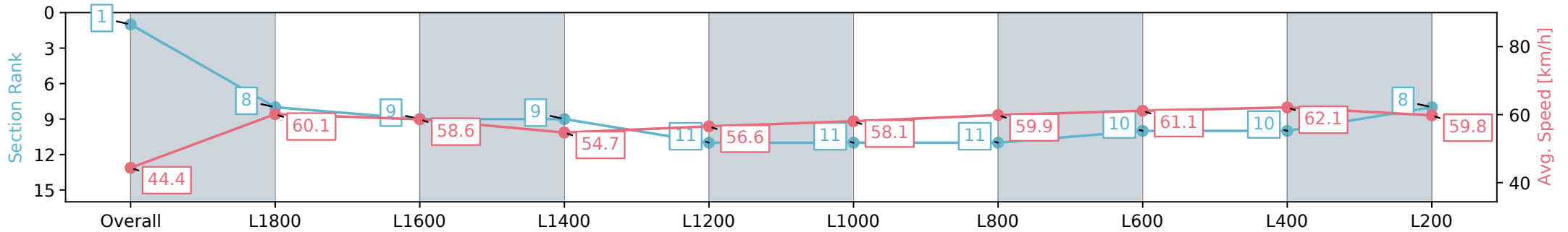
Race 8: Carlton Draught Benchmark 56 Handicap - 2000m

04 September 2024 - 4:16PM

Track Rating: Good 4, Weather: Fine, Rail Position: +7.5m, chute 1200m +4.5



Section	Overall	L1800	L1600	L1400	L1200	L1000	L800	L600	L400	L200
Section Times	2:07.47 [1] (0:16.25)	1:51.22 [8] (0:12.07)	1:39.15 [9] (0:12.31)	1:26.84 [9] (0:13.16)	1:13.68 [11] (0:12.79)	1:00.89 [11] (0:12.67)	0:48.22 [11] (0:12.46)	0:35.76 [10] (0:12.13)	0:23.63 [10] (0:11.57)	0:12.05 [8] (0:12.05)
Average Speed [km/h]	44.4	60.1	58.6	54.7	56.6	58.1	59.9	61.1	62.1	59.8
Top Speed [km/h]	62.5	62.7	59.3	58.6	58.0	59.6	61.3	62.3	63.0	60.9
Avg. Dist. to Rail [m]	8.8	1.4	1.4	0.9	2.1	4.4	6.8	7.5	11.5	12.7
Avg. Stride Freq. [Hz]	2.2	2.3	2.2	2.1	2.1	2.2	2.2	2.2	2.3	2.2
Avg. Stride Length [m]	5.6	7.4	7.4	7.3	7.3	7.2	7.5	7.5	7.5	7.4



[] Ranking at each section and finish
 -:-:- No data available at this section
 NA No data available

Horse/Jockey Name	FLYING ASSASSIN/Tala Hutchinson
Finish Rank	2
Fastest Section Time (Section)	0:11.66 (L400)
Top Speed [km/h] (Section)	64.1 (L800)
Race State	Finished



Thomas Farms RC Murray Bridge SA - Professional

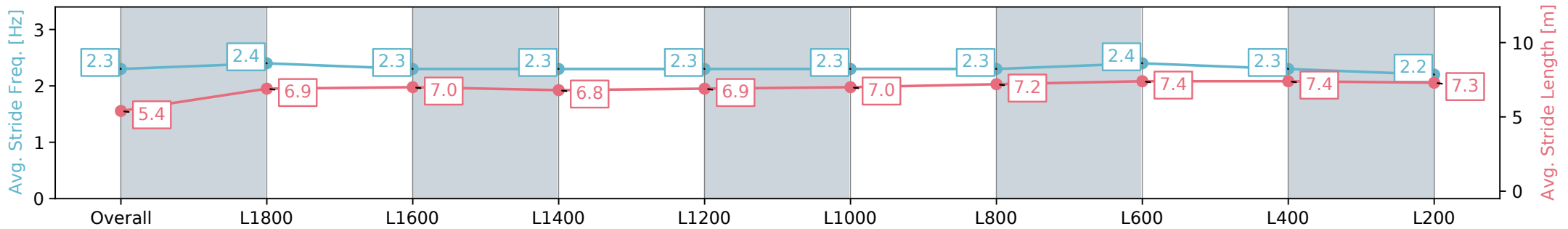
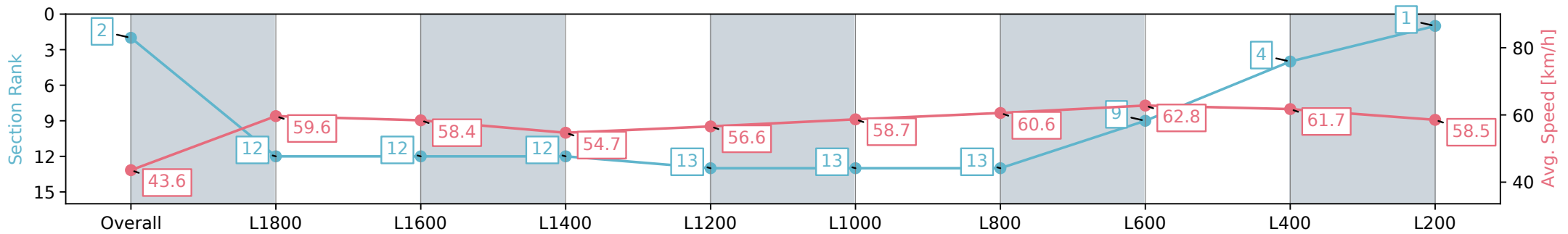
Race 8: Carlton Draught Benchmark 56 Handicap - 2000m

04 September 2024 - 4:16PM

Track Rating: Good 4, Weather: Fine, Rail Position: +7.5m, chute 1200m +4.5



Section	Overall	L1800	L1600	L1400	L1200	L1000	L800	L600	L400	L200
Section Times	2:07.49 [2] (0:16.56)	1:50.92 [12] (0:12.11)	1:38.81 [12] (0:12.32)	1:26.49 [12] (0:13.18)	1:13.31 [13] (0:12.75)	1:00.56 [13] (0:12.45)	0:48.11 [13] (0:12.28)	0:35.82 [9] (0:11.86)	0:23.96 [4] (0:11.66)	0:12.30 [1] (0:12.30)
Average Speed [km/h]	43.6	59.6	58.4	54.7	56.6	58.7	60.6	62.8	61.7	58.5
Top Speed [km/h]	61.5	62.3	59.0	58.8	58.3	60.4	62.1	64.1	63.3	60.4
Avg. Dist. to Rail [m]	9.5	0.9	0.5	0.6	0.4	3.1	6.8	8.2	9.4	8.0
Avg. Stride Freq. [Hz]	2.3	2.4	2.3	2.3	2.3	2.3	2.3	2.4	2.3	2.2
Avg. Stride Length [m]	5.4	6.9	7.0	6.8	6.9	7.0	7.2	7.4	7.4	7.3



- [] Ranking at each section and finish
- :-:- No data available at this section
- NA No data available

Horse/Jockey Name	TYITA/Alana Livesey
Finish Rank	3
Fastest Section Time (Section)	0:11.68 (L400)
Top Speed [km/h] (Section)	65.9 (Overall)
Race State	Finished



Thomas Farms RC Murray Bridge SA - Professional

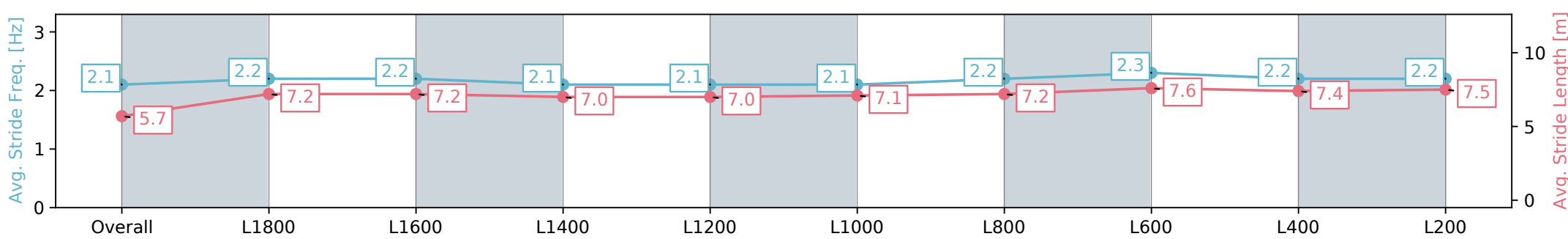
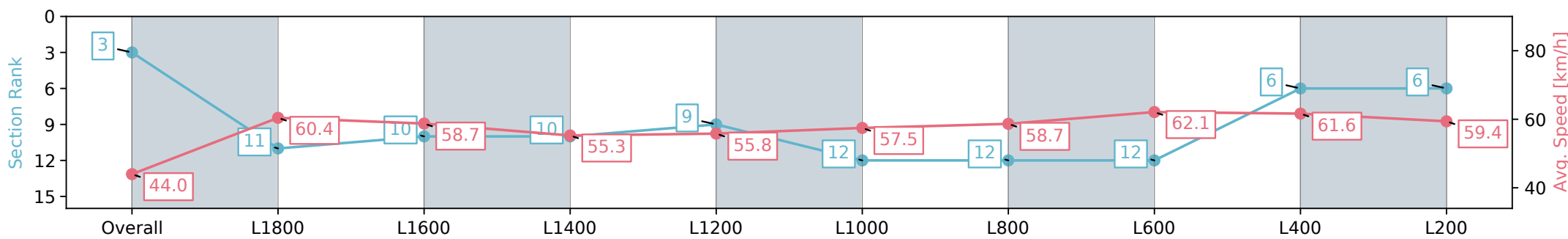
Race 8: Carlton Draught Benchmark 56 Handicap - 2000m

04 September 2024 - 4:16PM

Track Rating: Good 4, Weather: Fine, Rail Position: +7.5m, chute 1200m +4.5



Section	Overall	L1800	L1600	L1400	L1200	L1000	L800	L600	L400	L200
Section Times	2:07.53 [3] (0:16.42)	1:51.11 [11] (0:11.95)	1:39.16 [10] (0:12.27)	1:26.89 [10] (0:13.03)	1:13.86 [9] (0:12.93)	1:00.93 [12] (0:12.70)	0:48.23 [12] (0:12.56)	0:35.67 [12] (0:11.87)	0:23.80 [6] (0:11.68)	0:12.12 [6] (0:12.12)
Average Speed [km/h]	44.0	60.4	58.7	55.3	55.8	57.5	58.7	62.1	61.6	59.4
Top Speed [km/h]	65.9	63.9	59.8	59.0	57.2	58.9	61.8	63.4	62.9	60.5
Avg. Dist. to Rail [m]	10.4	0.8	0.8	0.8	1.4	2.9	4.3	5.8	8.2	9.4
Avg. Stride Freq. [Hz]	2.1	2.2	2.2	2.1	2.1	2.1	2.2	2.3	2.2	2.2
Avg. Stride Length [m]	5.7	7.2	7.2	7.0	7.0	7.1	7.2	7.6	7.4	7.5



[] Ranking at each section and finish
 -:-:- No data available at this section
 NA No data available

Horse/Jockey Name	WANNASCHMACK/Callan Murray
Finish Rank	4
Fastest Section Time (Section)	0:11.79 (L400)
Top Speed [km/h] (Section)	64.8 (Overall)
Race State	Finished



Thomas Farms RC Murray Bridge SA - Professional

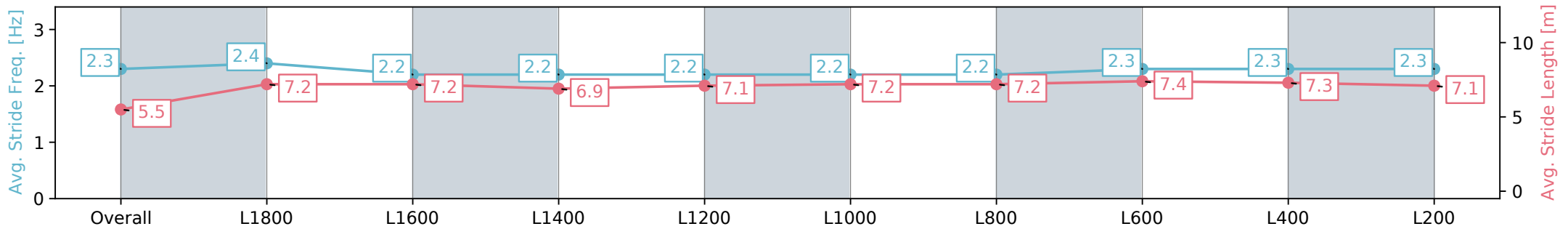
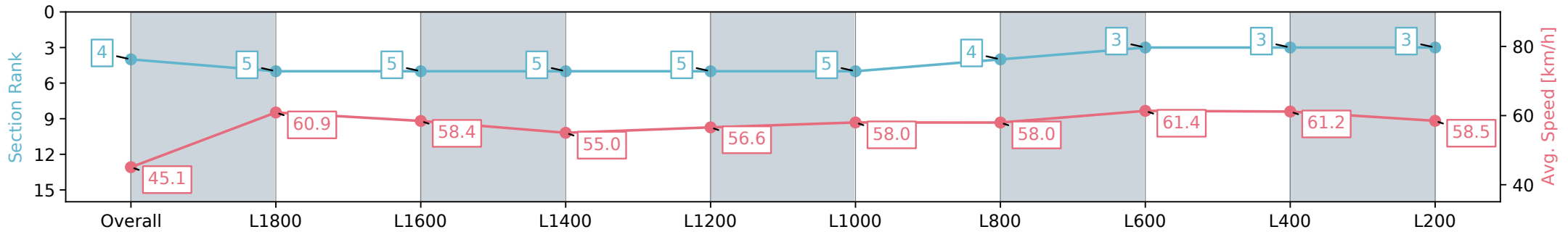
Race 8: Carlton Draught Benchmark 56 Handicap - 2000m

04 September 2024 - 4:16PM

Track Rating: Good 4, Weather: Fine, Rail Position: +7.5m, chute 1200m +4.5



Section	Overall	L1800	L1600	L1400	L1200	L1000	L800	L600	L400	L200
Section Times	2:07.58 [4] (0:16.00)	1:51.58 [5] (0:11.86)	1:39.72 [5] (0:12.37)	1:27.35 [5] (0:13.07)	1:14.28 [5] (0:12.76)	1:01.52 [5] (0:12.63)	0:48.89 [4] (0:12.78)	0:36.11 [3] (0:12.04)	0:24.07 [3] (0:11.79)	0:12.28 [3] (0:12.28)
Average Speed [km/h]	45.1	60.9	58.4	55.0	56.6	58.0	58.0	61.4	61.2	58.5
Top Speed [km/h]	64.8	63.7	59.7	56.3	58.3	58.8	60.9	62.3	62.3	60.1
Avg. Dist. to Rail [m]	5.7	0.9	1.4	1.8	2.1	3.5	5.7	6.2	8.1	6.8
Avg. Stride Freq. [Hz]	2.3	2.4	2.2	2.2	2.2	2.2	2.2	2.3	2.3	2.3
Avg. Stride Length [m]	5.5	7.2	7.2	6.9	7.1	7.2	7.2	7.4	7.3	7.1



- [] Ranking at each section and finish
- :-:- No data available at this section
- NA No data available

Horse/Jockey Name	ROAD TO BLUE SKY/Dom Tourneur
Finish Rank	5
Fastest Section Time (Section)	0:12.00 (L400)
Top Speed [km/h] (Section)	61.5 (L1400)
Race State	Finished



Thomas Farms RC Murray Bridge SA - Professional

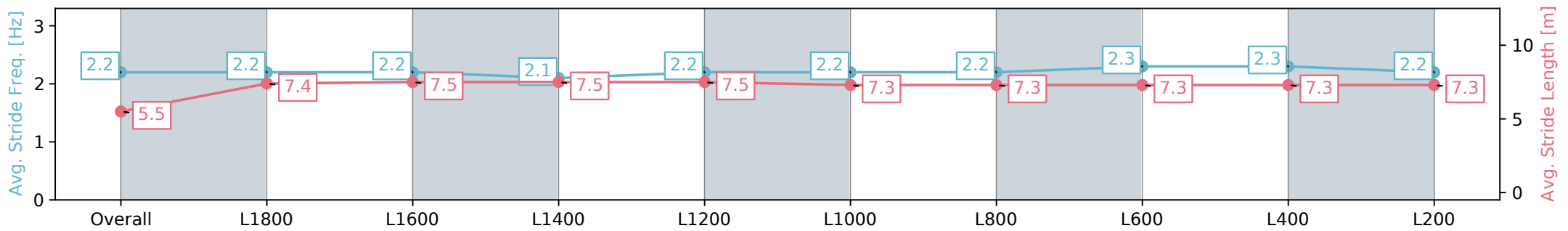
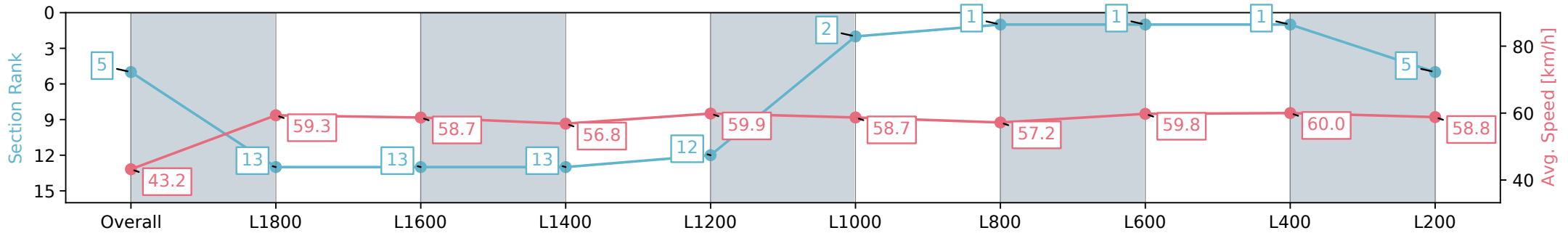
Race 8: Carlton Draught Benchmark 56 Handicap - 2000m

04 September 2024 - 4:16PM

Track Rating: Good 4, Weather: Fine, Rail Position: +7.5m, chute 1200m +4.5



Section	Overall	L1800	L1600	L1400	L1200	L1000	L800	L600	L400	L200
Section Times	2:07.63 [5] (0:16.71)	1:50.92 [13] (0:12.10)	1:38.82 [13] (0:12.32)	1:26.50 [13] (0:12.67)	1:13.83 [12] (0:12.08)	1:01.75 [2] (0:12.46)	0:49.29 [1] (0:12.82)	0:36.47 [1] (0:12.23)	0:24.24 [1] (0:12.00)	0:12.24 [5] (0:12.24)
Average Speed [km/h]	43.2	59.3	58.7	56.8	59.9	58.7	57.2	59.8	60.0	58.8
Top Speed [km/h]	61.3	61.4	59.4	58.9	61.5	61.4	59.1	60.4	60.7	59.8
Avg. Dist. to Rail [m]	12.0	0.6	1.1	2.2	3.6	3.1	3.8	3.6	4.0	4.1
Avg. Stride Freq. [Hz]	2.2	2.2	2.2	2.1	2.2	2.2	2.2	2.3	2.3	2.2
Avg. Stride Length [m]	5.5	7.4	7.5	7.5	7.5	7.3	7.3	7.3	7.3	7.3



[] Ranking at each section and finish
 -:-:- No data available at this section
 NA No data available

Horse/Jockey Name	SALUTE THE STARS/Jake Toeroek
Finish Rank	6
Fastest Section Time (Section)	0:11.69 (L400)
Top Speed [km/h] (Section)	63.3 (Overall)
Race State	Finished



Thomas Farms RC Murray Bridge SA - Professional

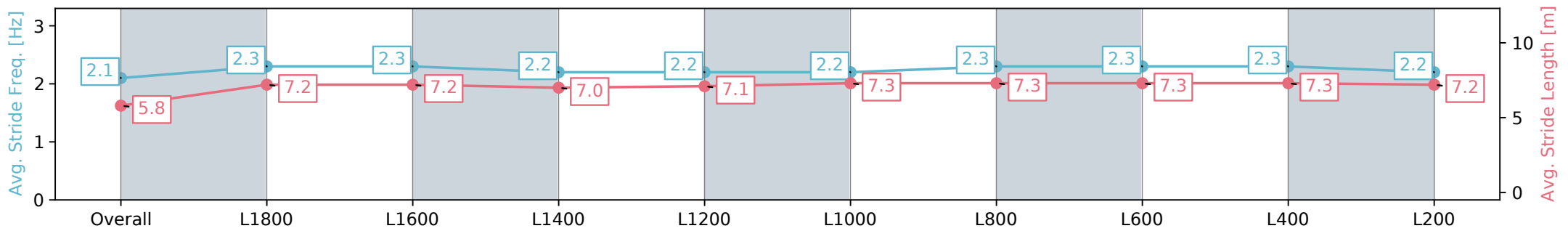
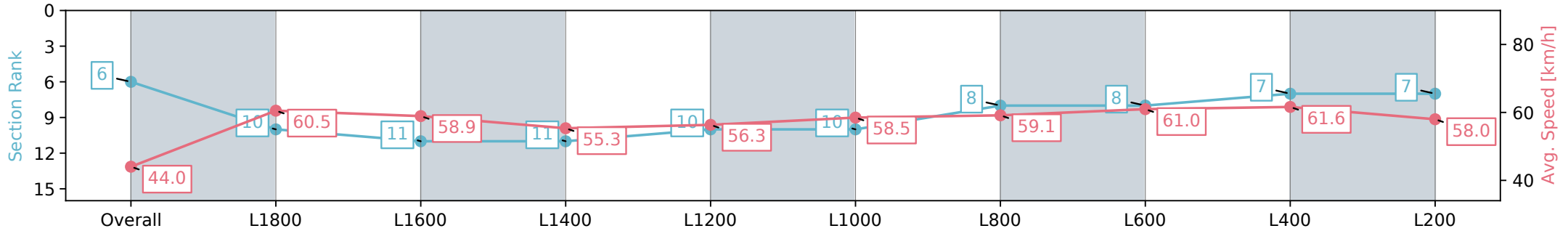
Race 8: Carlton Draught Benchmark 56 Handicap - 2000m

04 September 2024 - 4:16PM

Track Rating: Good 4, Weather: Fine, Rail Position: +7.5m, chute 1200m +4.5



Section	Overall	L1800	L1600	L1400	L1200	L1000	L800	L600	L400	L200
Section Times	2:07.82 [6] (0:16.38)	1:51.44 [10] (0:12.05)	1:39.39 [11] (0:12.26)	1:27.13 [11] (0:12.99)	1:14.14 [10] (0:12.85)	1:01.29 [10] (0:12.54)	0:48.75 [8] (0:12.59)	0:36.16 [8] (0:12.07)	0:24.09 [7] (0:11.69)	0:12.40 [7] (0:12.40)
Average Speed [km/h]	44.0	60.5	58.9	55.3	56.3	58.5	59.1	61.0	61.6	58.0
Top Speed [km/h]	63.3	63.3	60.5	58.9	57.6	59.6	60.8	62.6	62.7	59.8
Avg. Dist. to Rail [m]	11.5	2.2	2.2	2.7	3.3	3.7	6.5	5.7	9.4	11.7
Avg. Stride Freq. [Hz]	2.1	2.3	2.3	2.2	2.2	2.2	2.3	2.3	2.3	2.2
Avg. Stride Length [m]	5.8	7.2	7.2	7.0	7.1	7.3	7.3	7.3	7.3	7.2



Report Created: Wed 04 September 2024 17:04:45 GMT+10 (Note: Timing is based on positional data)

[] Ranking at each section and finish
 -:-:- No data available at this section
 NA No data available

Horse/Jockey Name	JAMCRA/Anna Jordsjo
Finish Rank	7
Fastest Section Time (Section)	0:11.71 (L400)
Top Speed [km/h] (Section)	64.2 (Overall)
Race State	Finished



Thomas Farms RC Murray Bridge SA - Professional

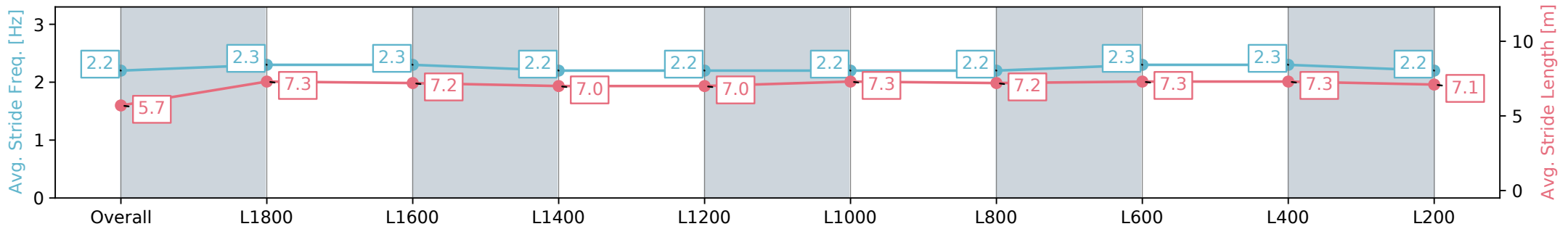
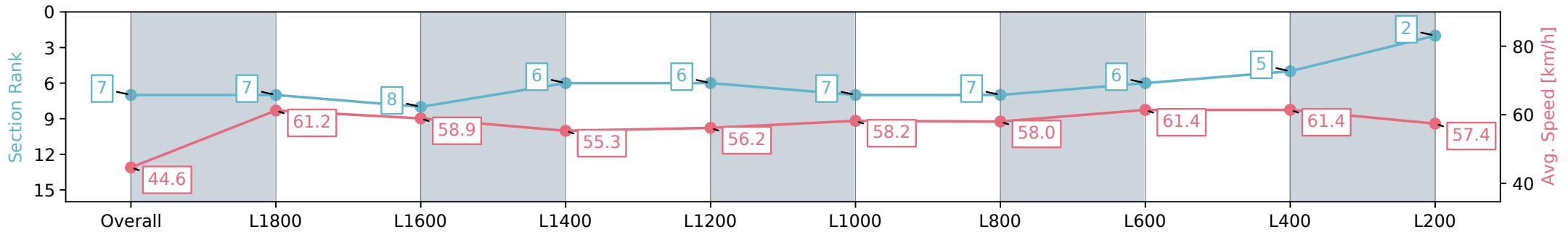
Race 8: Carlton Draught Benchmark 56 Handicap - 2000m

04 September 2024 - 4:16PM

Track Rating: Good 4, Weather: Fine, Rail Position: +7.5m, chute 1200m +4.5



Section	Overall	L1800	L1600	L1400	L1200	L1000	L800	L600	L400	L200
Section Times	2:07.83 [7] (0:16.16)	1:51.67 [7] (0:11.91)	1:39.76 [8] (0:12.27)	1:27.49 [6] (0:13.02)	1:14.47 [6] (0:12.88)	1:01.59 [7] (0:12.60)	0:48.99 [7] (0:12.74)	0:36.25 [6] (0:12.00)	0:24.25 [5] (0:11.71)	0:12.54 [2] (0:12.54)
Average Speed [km/h]	44.6	61.2	58.9	55.3	56.2	58.2	58.0	61.4	61.4	57.4
Top Speed [km/h]	63.7	64.2	59.8	57.3	58.4	58.9	59.9	62.6	63.0	59.6
Avg. Dist. to Rail [m]	10.1	2.3	3.2	2.7	2.9	3.8	5.3	5.7	8.3	9.0
Avg. Stride Freq. [Hz]	2.2	2.3	2.3	2.2	2.2	2.2	2.2	2.3	2.3	2.2
Avg. Stride Length [m]	5.7	7.3	7.2	7.0	7.0	7.3	7.2	7.3	7.3	7.1



- [] Ranking at each section and finish
- :-:- No data available at this section
- NA No data available

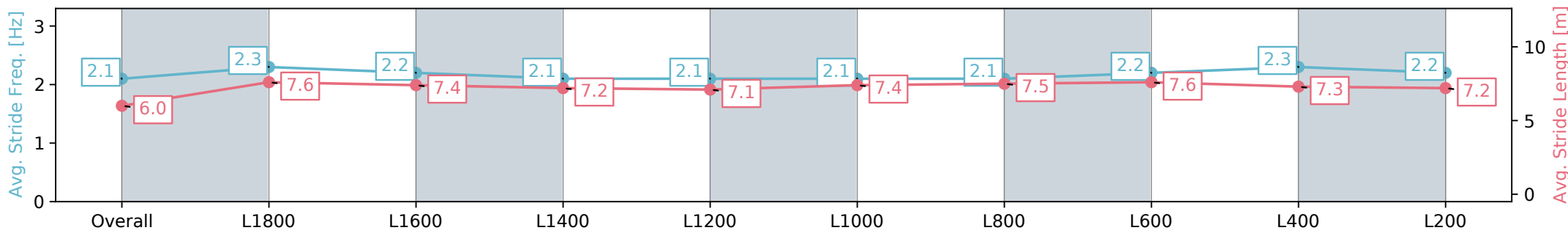
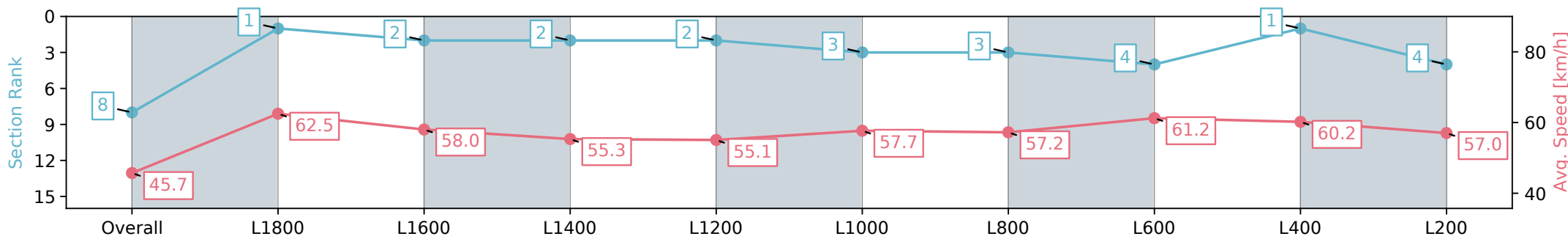
Horse/Jockey Name	BADISS/Justin Potter
Finish Rank	8
Fastest Section Time (Section)	0:11.63 (L1800)
Top Speed [km/h] (Section)	65.0 (Overall)
Race State	Finished



Thomas Farms RC Murray Bridge SA - Professional
 Race 8: Carlton Draught Benchmark 56 Handicap - 2000m
 04 September 2024 - 4:16PM
 Track Rating: Good 4, Weather: Fine, Rail Position: +7.5m, chute 1200m +4.5



Section	Overall	L1800	L1600	L1400	L1200	L1000	L800	L600	L400	L200
Section Times	2:08.00 [8] (0:15.76)	1:52.24 [1] (0:11.63)	1:40.61 [2] (0:12.44)	1:28.17 [2] (0:13.02)	1:15.15 [2] (0:13.11)	1:02.04 [3] (0:12.69)	0:49.35 [3] (0:12.84)	0:36.51 [4] (0:11.90)	0:24.61 [1] (0:11.96)	0:12.65 [4] (0:12.65)
Average Speed [km/h]	45.7	62.5	58.0	55.3	55.1	57.7	57.2	61.2	60.2	57.0
Top Speed [km/h]	65.0	64.9	61.5	56.8	56.1	59.1	59.9	62.3	61.4	58.9
Avg. Dist. to Rail [m]	9.5	2.0	1.1	1.5	2.1	3.3	4.0	3.4	4.7	4.2
Avg. Stride Freq. [Hz]	2.1	2.3	2.2	2.1	2.1	2.1	2.1	2.2	2.3	2.2
Avg. Stride Length [m]	6.0	7.6	7.4	7.2	7.1	7.4	7.5	7.6	7.3	7.2



Report Created: Wed 04 September 2024 17:04:48 GMT+10 (Note: Timing is based on positional data)

[] Ranking at each section and finish
 -:-:- No data available at this section
 NA No data available

Horse/Jockey Name	FLIGHT DECK/Ivy Lam
Finish Rank	9
Fastest Section Time (Section)	0:11.86 (L1800)
Top Speed [km/h] (Section)	65.0 (Overall)
Race State	Finished



Thomas Farms RC Murray Bridge SA - Professional

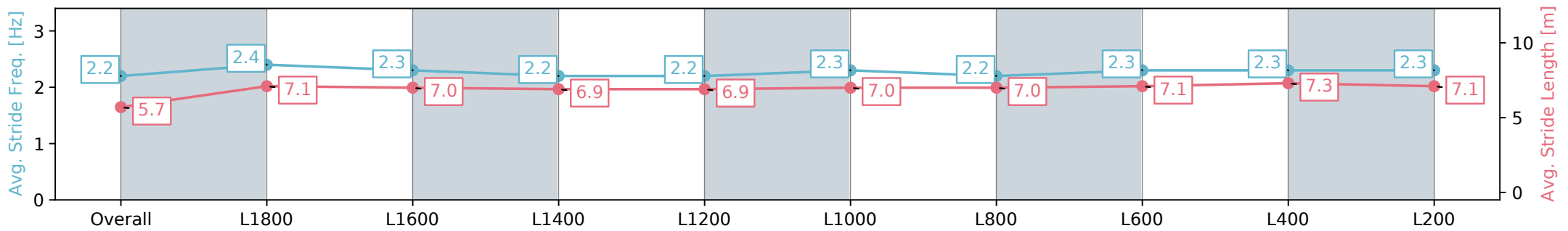
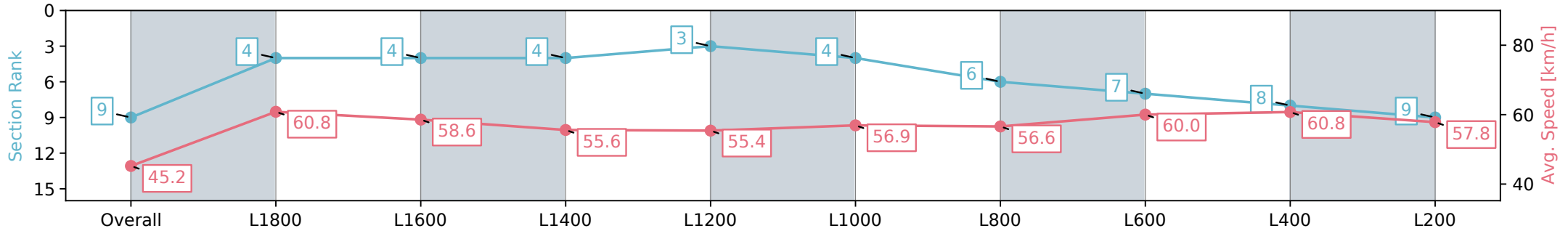
Race 8: Carlton Draught Benchmark 56 Handicap - 2000m

04 September 2024 - 4:16PM

Track Rating: Good 4, Weather: Fine, Rail Position: +7.5m, chute 1200m +4.5



Section	Overall	L1800	L1600	L1400	L1200	L1000	L800	L600	L400	L200
Section Times	2:08.05 [9] (0:15.93)	1:52.12 [4] (0:11.86)	1:40.26 [4] (0:12.30)	1:27.96 [4] (0:12.95)	1:15.01 [3] (0:13.01)	1:02.00 [4] (0:12.72)	0:49.28 [6] (0:12.88)	0:36.40 [7] (0:12.09)	0:24.31 [8] (0:11.86)	0:12.45 [9] (0:12.45)
Average Speed [km/h]	45.2	60.8	58.6	55.6	55.4	56.9	56.6	60.0	60.8	57.8
Top Speed [km/h]	65.0	63.8	60.3	56.1	56.4	58.7	58.1	62.4	62.4	59.7
Avg. Dist. to Rail [m]	4.7	0.6	0.3	0.2	0.2	1.4	2.0	2.6	5.2	7.9
Avg. Stride Freq. [Hz]	2.2	2.4	2.3	2.2	2.2	2.3	2.2	2.3	2.3	2.3
Avg. Stride Length [m]	5.7	7.1	7.0	6.9	6.9	7.0	7.0	7.1	7.3	7.1



[] Ranking at each section and finish
 -:-:- No data available at this section
 NA No data available

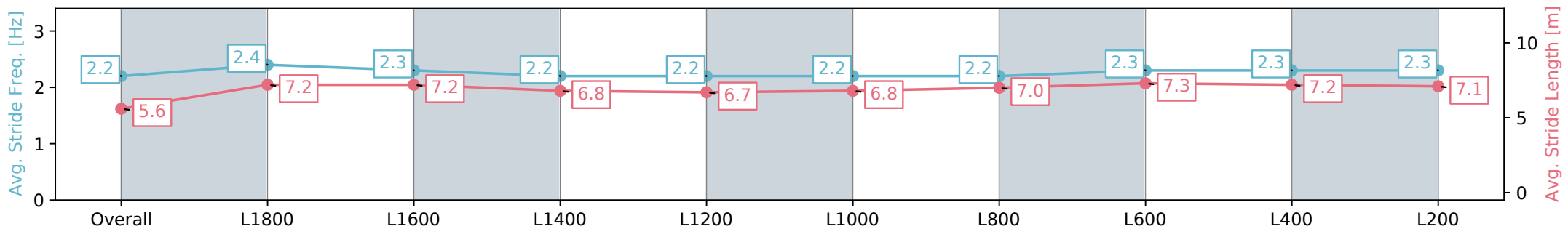
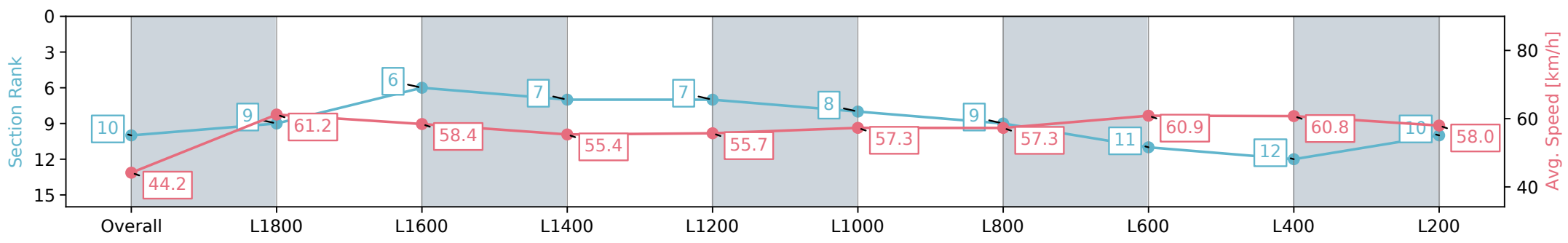
Horse/Jockey Name	CAPRICORN RIDGE/Jacob Opperman
Finish Rank	10
Fastest Section Time (Section)	0:11.70 (L1800)
Top Speed [km/h] (Section)	63.9 (Overall)
Race State	Finished



Thomas Farms RC Murray Bridge SA - Professional
 Race 8: Carlton Draught Benchmark 56 Handicap - 2000m
 04 September 2024 - 4:16PM
 Track Rating: Good 4, Weather: Fine, Rail Position: +7.5m, chute 1200m +4.5



Section	Overall	L1800	L1600	L1400	L1200	L1000	L800	L600	L400	L200
Section Times	2:08.13 [10] (0:16.33)	1:51.80 [9] (0:11.70)	1:40.10 [6] (0:12.33)	1:27.77 [7] (0:13.02)	1:14.75 [7] (0:12.94)	1:01.81 [8] (0:12.76)	0:49.05 [9] (0:12.78)	0:36.27 [11] (0:12.01)	0:24.26 [12] (0:11.84)	0:12.42 [10] (0:12.42)
Average Speed [km/h]	44.2	61.2	58.4	55.4	55.7	57.3	57.3	60.9	60.8	58.0
Top Speed [km/h]	63.6	63.9	59.4	56.4	57.0	58.4	59.2	63.0	63.0	58.6
Avg. Dist. to Rail [m]	7.2	0.7	0.3	0.7	1.4	2.9	3.5	3.7	5.4	6.5
Avg. Stride Freq. [Hz]	2.2	2.4	2.3	2.2	2.2	2.2	2.2	2.3	2.3	2.3
Avg. Stride Length [m]	5.6	7.2	7.2	6.8	6.7	6.8	7.0	7.3	7.2	7.1



Report Created: Wed 04 September 2024 17:04:51 GMT+10 (Note: Timing is based on positional data)

[] Ranking at each section and finish
 -:-:- No data available at this section
 NA No data available

Horse/Jockey Name	PROJECT GUTENBERG/Brooke King
Finish Rank	11
Fastest Section Time (Section)	0:11.54 (L1800)
Top Speed [km/h] (Section)	64.5 (Overall)
Race State	Finished



Thomas Farms RC Murray Bridge SA - Professional

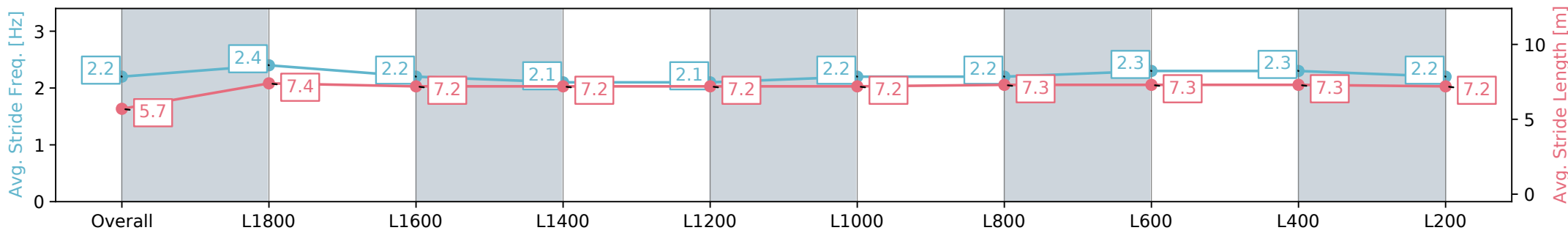
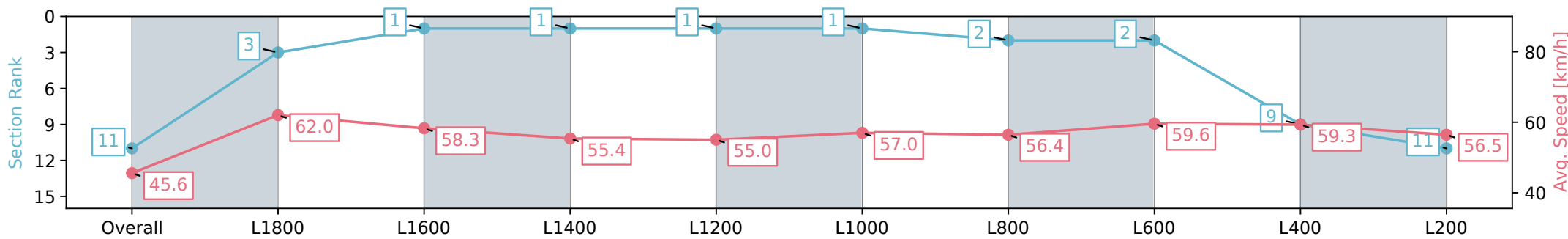
Race 8: Carlton Draught Benchmark 56 Handicap - 2000m

04 September 2024 - 4:16PM

Track Rating: Good 4, Weather: Fine, Rail Position: +7.5m, chute 1200m +4.5



Section	Overall	L1800	L1600	L1400	L1200	L1000	L800	L600	L400	L200
Section Times	2:08.65 [11] (0:15.83)	1:52.82 [3] (0:11.54)	1:41.28 [1] (0:12.36)	1:28.92 [1] (0:12.99)	1:15.93 [1] (0:13.09)	1:02.84 [1] (0:12.71)	0:50.13 [2] (0:12.94)	0:37.19 [2] (0:12.28)	0:24.90 [9] (0:12.14)	0:12.76 [11] (0:12.76)
Average Speed [km/h]	45.6	62.0	58.3	55.4	55.0	57.0	56.4	59.6	59.3	56.5
Top Speed [km/h]	64.5	64.3	60.1	56.2	55.7	58.4	58.4	60.3	60.5	57.7
Avg. Dist. to Rail [m]	6.4	0.8	1.0	0.8	0.7	1.2	3.4	3.9	4.5	5.2
Avg. Stride Freq. [Hz]	2.2	2.4	2.2	2.1	2.1	2.2	2.2	2.3	2.3	2.2
Avg. Stride Length [m]	5.7	7.4	7.2	7.2	7.2	7.2	7.3	7.3	7.3	7.2



[] Ranking at each section and finish
 -:-:- No data available at this section
 NA No data available

Horse/Jockey Name	RED SEQUOIA/Taylor Johnstone
Finish Rank	12
Fastest Section Time (Section)	0:12.03 (L1800)
Top Speed [km/h] (Section)	63.9 (Overall)
Race State	Finished



Thomas Farms RC Murray Bridge SA - Professional

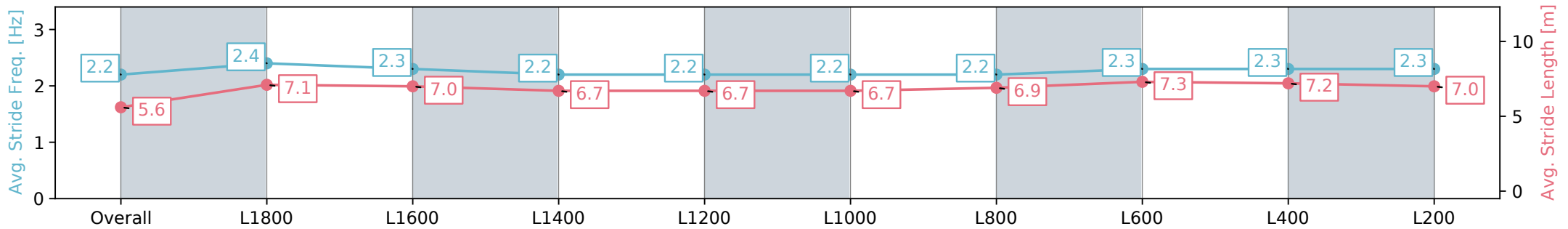
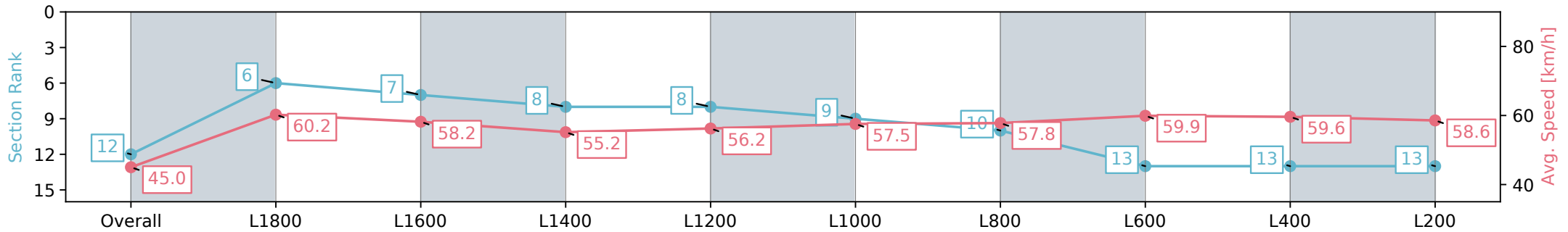
Race 8: Carlton Draught Benchmark 56 Handicap - 2000m

04 September 2024 - 4:16PM

Track Rating: Good 4, Weather: Fine, Rail Position: +7.5m, chute 1200m +4.5



Section	Overall	L1800	L1600	L1400	L1200	L1000	L800	L600	L400	L200
Section Times	2:08.69 [12] (0:16.02)	1:52.67 [6] (0:12.03)	1:40.64 [7] (0:12.42)	1:28.22 [8] (0:13.05)	1:15.17 [8] (0:12.86)	1:02.31 [9] (0:12.78)	0:49.53 [10] (0:12.79)	0:36.74 [13] (0:12.38)	0:24.36 [13] (0:12.06)	0:12.30 [13] (0:12.30)
Average Speed [km/h]	45.0	60.2	58.2	55.2	56.2	57.5	57.8	59.9	59.6	58.6
Top Speed [km/h]	63.9	63.7	58.9	57.3	57.1	58.9	60.1	60.7	60.4	59.1
Avg. Dist. to Rail [m]	7.6	1.4	1.8	2.0	2.7	4.1	5.4	7.1	8.6	9.8
Avg. Stride Freq. [Hz]	2.2	2.4	2.3	2.2	2.2	2.2	2.2	2.3	2.3	2.3
Avg. Stride Length [m]	5.6	7.1	7.0	6.7	6.7	6.7	6.9	7.3	7.2	7.0



- [] Ranking at each section and finish
- :-:- No data available at this section
- NA No data available

Horse/Jockey Name	ELEGANT POETESS/Rochelle Milnes
Finish Rank	13
Fastest Section Time (Section)	0:11.77 (L1800)
Top Speed [km/h] (Section)	65.2 (Overall)
Race State	Finished



Thomas Farms RC Murray Bridge SA - Professional

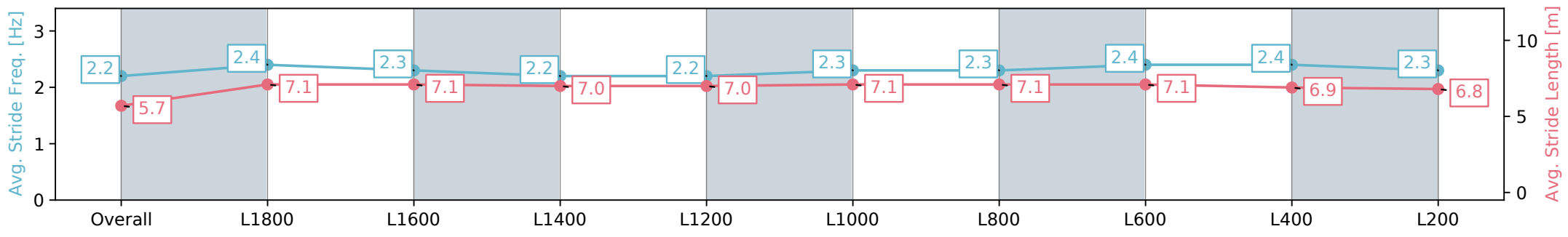
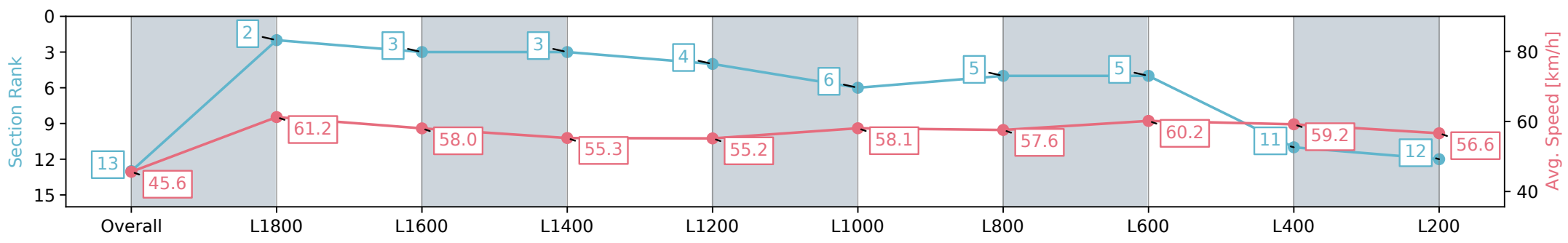
Race 8: Carlton Draught Benchmark 56 Handicap - 2000m

04 September 2024 - 4:16PM

Track Rating: Good 4, Weather: Fine, Rail Position: +7.5m, chute 1200m +4.5



Section	Overall	L1800	L1600	L1400	L1200	L1000	L800	L600	L400	L200
Section Times	2:08.75 [13] (0:15.80)	1:52.95 [2] (0:11.77)	1:41.18 [3] (0:12.46)	1:28.72 [3] (0:13.02)	1:15.70 [4] (0:13.09)	1:02.61 [6] (0:12.57)	0:50.03 [5] (0:12.84)	0:37.19 [5] (0:12.28)	0:24.90 [11] (0:12.17)	0:12.73 [12] (0:12.73)
Average Speed [km/h]	45.6	61.2	58.0	55.3	55.2	58.1	57.6	60.2	59.2	56.6
Top Speed [km/h]	65.1	65.2	59.8	55.9	55.9	59.8	59.2	62.5	61.7	57.8
Avg. Dist. to Rail [m]	6.9	0.8	1.4	1.6	1.9	2.9	4.9	7.0	8.2	8.4
Avg. Stride Freq. [Hz]	2.2	2.4	2.3	2.2	2.2	2.3	2.3	2.4	2.4	2.3
Avg. Stride Length [m]	5.7	7.1	7.1	7.0	7.0	7.1	7.1	7.1	6.9	6.8



[] Ranking at each section and finish
 -:-:- No data available at this section
 NA No data available