



RACINGSA

Thomas Farms RC Murray Bridge SA

Race 6: Sportsbet Fast Form Fillies & Mares Rating 0 - 56 Handicap - 1200m

04 September 2024 - 3:06PM

Track Rating: Good 4, Weather: Fine, Rail Position: +7.5m, chute 1200m +4.5



Murray Bridge
Racing Club

Section Field Times							Overall	L1000	L800	L600	L400	L200		
							1:10.75 (0:14.18)	0:56.56 (0:10.89)	0:45.69 (0:11.35)	0:34.33 (0:11.31)	0:23.02 (0:11.33)	0:11.69 (0:11.69)		
Position	#	Horse/Jockey	Barrier	Top Speed [km/h]	Fastest Section	First 400m						Margin	Distance Travelled From Winner [m]	
1	3	VALENTINA CHARM Caitlyn Munro	9	67.8 600-400	0:10.79 400-200	0:26.22	1:10.75 (0:14.95)	0:55.80 [10] (0:11.27)	0:44.53 [9] (0:11.22)	0:33.31 [9] (0:11.10)	0:22.21 [8] (0:10.79)	0:11.42 [6] (0:11.42)	1:10.75	
2	4	ALOHA BLUE Alana Livesey	1	67.1 600-400	0:10.92 1000-800	0:25.52	1:10.78 (0:14.60)	0:56.18 [4] (0:10.92)	0:45.26 [4] (0:11.08)	0:34.18 [4] (0:11.45)	0:22.73 [3] (0:11.05)	0:11.68 [2] (0:11.68)	0.2L	+0
3	6	LUCILLE ROSE Brooke King	8	67.6 1200-1000	0:10.88 1000-800	0:25.06	1:11.06 (0:14.18)	0:56.88 [1] (0:10.88)	0:46.00 [1] (0:11.36)	0:34.64 [1] (0:11.31)	0:23.33 [1] (0:11.32)	0:12.01 [1] (0:12.01)	2.0L	-1
4	2	SUGGESTIVE MISS Ben Price	3	66.3 1000-800	0:10.95 1000-800	0:25.55	1:11.22 (0:14.60)	0:56.62 [5] (0:10.95)	0:45.67 [5] (0:11.25)	0:34.42 [5] (0:11.42)	0:23.00 [6] (0:11.11)	0:11.89 [5] (0:11.89)	3.0L	-1
5	5	ROMANOVA Stacey Metcalfe	2	66.6 1000-800	0:10.88 1000-800	0:25.08	1:11.28 (0:14.20)	0:57.08 [2] (0:10.88)	0:46.20 [2] (0:11.38)	0:34.82 [2] (0:11.38)	0:23.44 [2] (0:11.30)	0:12.14 [3] (0:12.14)	3.4L	-3
6	10	CROWN MOSHE Zoe Lloyd	6	67.7 1000-800	0:10.98 1000-800	0:25.85	1:11.31 (0:14.87)	0:56.44 [8] (0:10.98)	0:45.46 [7] (0:11.04)	0:34.42 [6] (0:11.26)	0:23.16 [5] (0:11.15)	0:12.01 [4] (0:12.01)	3.5L	-4
7	9	SAZERAC Tala Hutchinson	5	66.7 1000-800	0:11.16 400-200	0:25.84	1:11.33 (0:14.67)	0:56.66 [6] (0:11.17)	0:45.49 [6] (0:11.20)	0:34.29 [8] (0:11.46)	0:22.83 [7] (0:11.16)	0:11.67 [7] (0:11.67)	3.7L	+0
8	7	PRANCING COUNTESS Teagan Voorham	7	67.2 1000-800	0:11.07 800-600	0:25.95	1:11.72 (0:14.83)	0:56.89 [7] (0:11.12)	0:45.77 [8] (0:11.07)	0:34.70 [7] (0:11.54)	0:23.16 [9] (0:11.19)	0:11.97 [8] (0:11.97)	6.1L	+3
9	8	SHEZ BETTY Polly Brewster	4	66.3 800-600	0:11.33 400-200	0:26.28	1:12.18 (0:14.93)	0:57.25 [9] (0:11.35)	0:45.90 [10] (0:11.39)	0:34.51 [10] (0:11.37)	0:23.14 [10] (0:11.33)	0:11.81 [10] (0:11.81)	9.0L	-1
10	11	LOCHEND UMOSA Rochelle Milnes	10	66.8 1200-1000	0:10.98 1000-800	0:25.23	1:13.46 (0:14.25)	0:59.21 [3] (0:10.98)	0:48.23 [3] (0:11.34)	0:36.89 [3] (0:11.56)	0:25.32 [4] (0:12.08)	0:13.24 [9] (0:13.24)	17.2L	+0

Scratched: Inagurate (#1)

Report Created: Wed 04 September 2024 15:53:55 GMT+10 (Note: Timing is based on positional data)

- [] Position in running at each section and finish
- #: Saddle cloth number
- :--:-- No data available at this section
- DNF Did not finish
- NA No data available
- DNT Did not track
- █ Background shading for fastest section

Horse/Jockey Name	VALENTINA CHARM/Caitlyn Munro
Finish Rank	1
Fastest Section Time (Section)	0:10.79 (L400)
Top Speed [km/h] (Section)	67.8 (L600)
Race State	Finished



Thomas Farms RC Murray Bridge SA - Professional

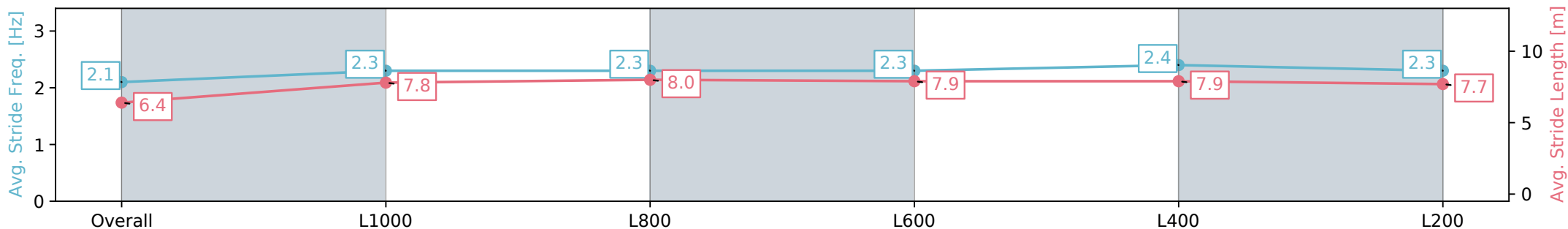
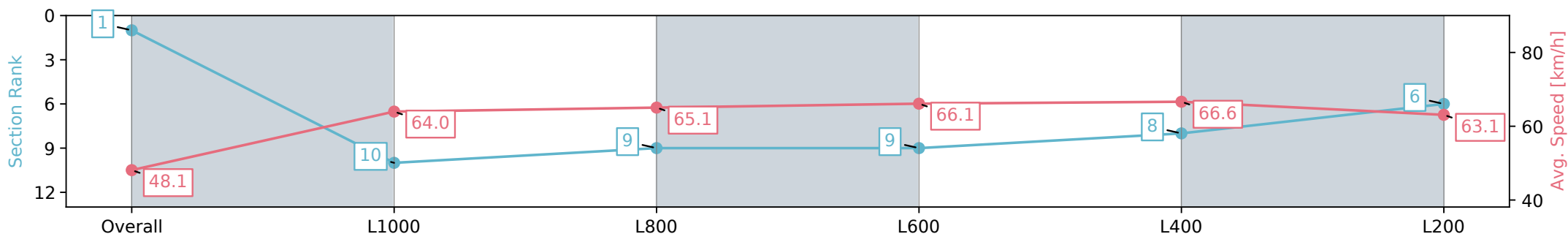
Race 6: Sportsbet Fast Form Fillies & Mares Rating 0 - 56
Handicap - 1200m

04 September 2024 - 3:06PM

Track Rating: Good 4, Weather: Fine, Rail Position: +7.5m, chute
1200m +4.5



Section	Overall	L1000	L800	L600	L400	L200
Section Times	1:10.75 [1] (0:14.95)	0:55.80 [10] (0:11.27)	0:44.53 [9] (0:11.22)	0:33.31 [9] (0:11.10)	0:22.21 [8] (0:10.79)	0:11.42 [6] (0:11.42)
Average Speed [km/h]	48.1	64.0	65.1	66.1	66.6	63.1
Top Speed [km/h]	63.3	64.8	65.9	67.3	67.8	65.2
Avg. Dist. to Rail [m]	6.4	2.0	4.3	4.8	8.6	9.3
Avg. Stride Freq. [Hz]	2.1	2.3	2.3	2.3	2.4	2.3
Avg. Stride Length [m]	6.4	7.8	8.0	7.9	7.9	7.7



- [] Ranking at each section and finish
- :-:- No data available at this section
- NA No data available

Horse/Jockey Name	ALOHA BLUE/Alana Livesey
Finish Rank	2
Fastest Section Time (Section)	0:10.92 (L1000)
Top Speed [km/h] (Section)	67.1 (L600)
Race State	Finished



Thomas Farms RC Murray Bridge SA - Professional

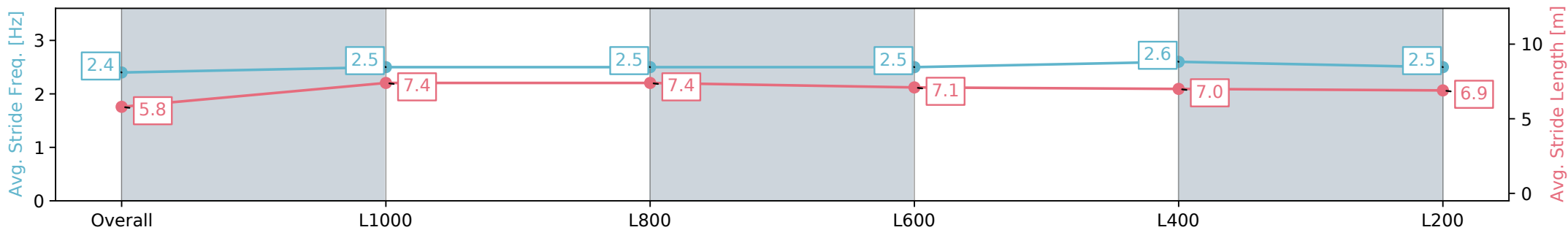
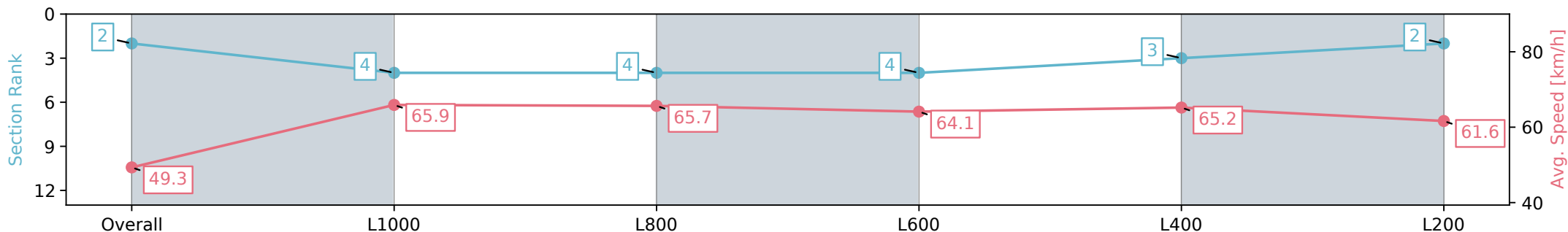
Race 6: Sportsbet Fast Form Fillies & Mares Rating 0 - 56
Handicap - 1200m

04 September 2024 - 3:06PM

Track Rating: Good 4, Weather: Fine, Rail Position: +7.5m, chute
1200m +4.5



Section	Overall	L1000	L800	L600	L400	L200
Section Times	1:10.78 [2] (0:14.60)	0:56.18 [4] (0:10.92)	0:45.26 [4] (0:11.08)	0:34.18 [4] (0:11.45)	0:22.73 [3] (0:11.05)	0:11.68 [2] (0:11.68)
Average Speed [km/h]	49.3	65.9	65.7	64.1	65.2	61.6
Top Speed [km/h]	65.0	66.6	66.6	65.9	67.1	63.5
Avg. Dist. to Rail [m]	1.9	0.7	3.0	5.0	7.5	9.2
Avg. Stride Freq. [Hz]	2.4	2.5	2.5	2.5	2.6	2.5
Avg. Stride Length [m]	5.8	7.4	7.4	7.1	7.0	6.9



- [] Ranking at each section and finish
- :-:- No data available at this section
- NA No data available

Horse/Jockey Name	LUCILLE ROSE/Brooke King
Finish Rank	3
Fastest Section Time (Section)	0:10.88 (L1000)
Top Speed [km/h] (Section)	67.6 (Overall)
Race State	Finished



Thomas Farms RC Murray Bridge SA - Professional

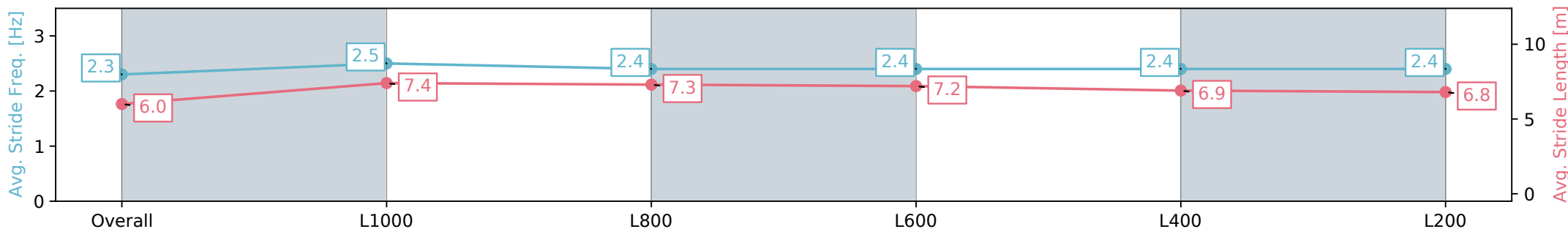
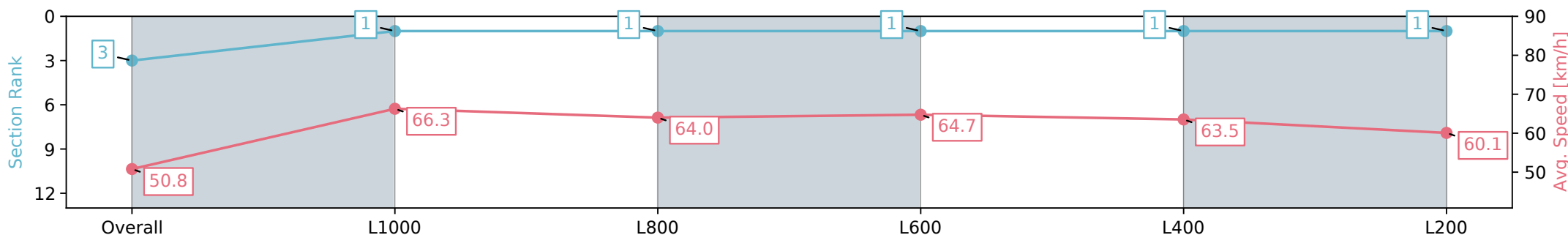
Race 6: Sportsbet Fast Form Fillies & Mares Rating 0 - 56
Handicap - 1200m

04 September 2024 - 3:06PM

Track Rating: Good 4, Weather: Fine, Rail Position: +7.5m, chute
1200m +4.5



Section	Overall	L1000	L800	L600	L400	L200
Section Times	1:11.06 [3] (0:14.18)	0:56.88 [1] (0:10.88)	0:46.00 [1] (0:11.36)	0:34.64 [1] (0:11.31)	0:23.33 [1] (0:11.32)	0:12.01 [1] (0:12.01)
Average Speed [km/h]	50.8	66.3	64.0	64.7	63.5	60.1
Top Speed [km/h]	67.0	67.6	65.6	65.7	65.4	63.6
Avg. Dist. to Rail [m]	5.3	1.0	3.2	3.6	6.1	7.9
Avg. Stride Freq. [Hz]	2.3	2.5	2.4	2.4	2.4	2.4
Avg. Stride Length [m]	6.0	7.4	7.3	7.2	6.9	6.8



[] Ranking at each section and finish
 -:-:- No data available at this section
 NA No data available

Horse/Jockey Name	SUGGESTIVE MISS/Ben Price
Finish Rank	4
Fastest Section Time (Section)	0:10.95 (L1000)
Top Speed [km/h] (Section)	66.3 (L1000)
Race State	Finished



Thomas Farms RC Murray Bridge SA - Professional

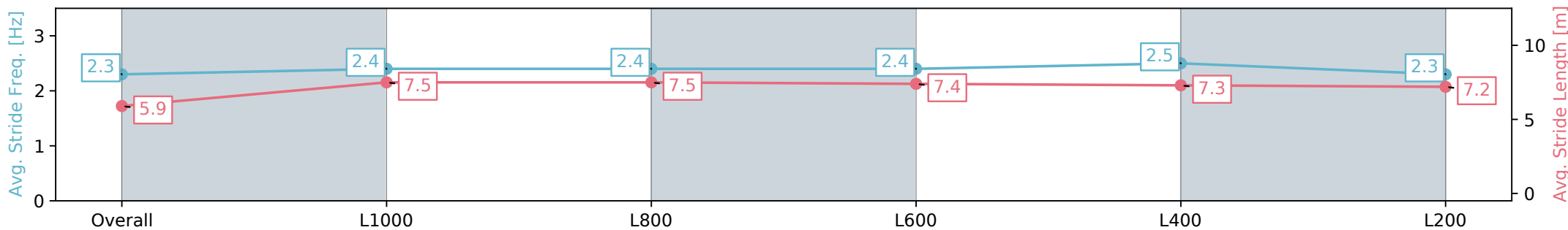
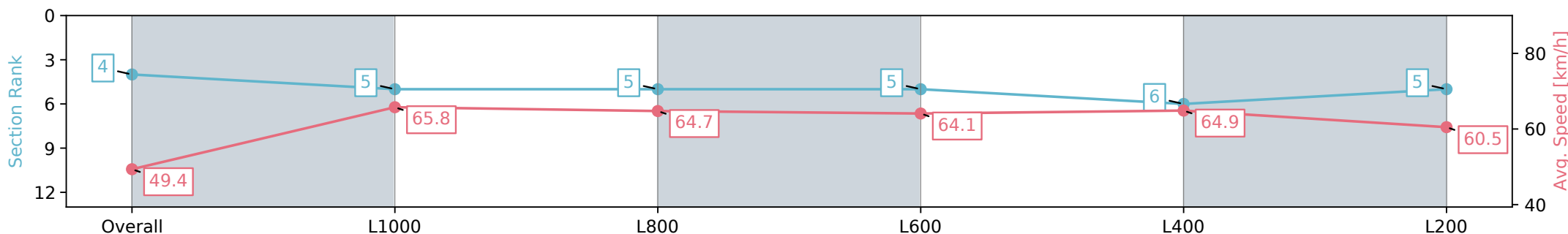
Race 6: Sportsbet Fast Form Fillies & Mares Rating 0 - 56
Handicap - 1200m

04 September 2024 - 3:06PM

Track Rating: Good 4, Weather: Fine, Rail Position: +7.5m, chute
1200m +4.5



Section	Overall	L1000	L800	L600	L400	L200
Section Times	1:11.22 [4] (0:14.60)	0:56.62 [5] (0:10.95)	0:45.67 [5] (0:11.25)	0:34.42 [5] (0:11.42)	0:23.00 [6] (0:11.11)	0:11.89 [5] (0:11.89)
Average Speed [km/h]	49.4	65.8	64.7	64.1	64.9	60.5
Top Speed [km/h]	65.9	66.3	66.3	66.2	65.8	63.4
Avg. Dist. to Rail [m]	2.4	0.3	3.5	4.3	8.3	8.9
Avg. Stride Freq. [Hz]	2.3	2.4	2.4	2.4	2.5	2.3
Avg. Stride Length [m]	5.9	7.5	7.5	7.4	7.3	7.2



- [] Ranking at each section and finish
- :-:- No data available at this section
- NA No data available

Horse/Jockey Name	ROMANOVA/Stacey Metcalfe
Finish Rank	5
Fastest Section Time (Section)	0:10.88 (L1000)
Top Speed [km/h] (Section)	66.6 (L1000)
Race State	Finished



Thomas Farms RC Murray Bridge SA - Professional

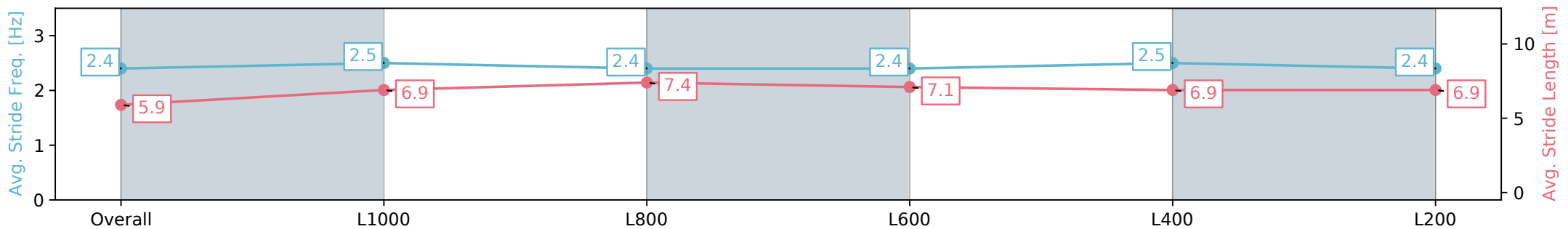
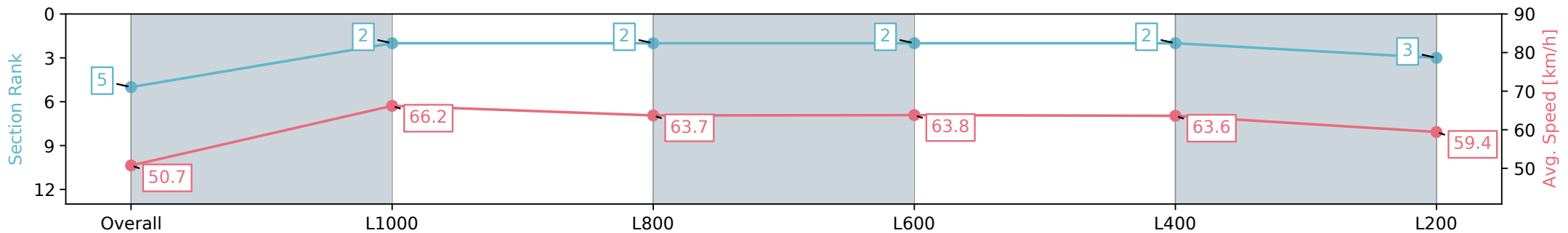
Race 6: Sportsbet Fast Form Fillies & Mares Rating 0 - 56
Handicap - 1200m

04 September 2024 - 3:06PM

Track Rating: Good 4, Weather: Fine, Rail Position: +7.5m, chute
1200m +4.5



Section	Overall	L1000	L800	L600	L400	L200
Section Times	1:11.28 [5] (0:14.20)	0:57.08 [2] (0:10.88)	0:46.20 [2] (0:11.38)	0:34.82 [2] (0:11.38)	0:23.44 [2] (0:11.30)	0:12.14 [3] (0:12.14)
Average Speed [km/h]	50.7	66.2	63.7	63.8	63.6	59.4
Top Speed [km/h]	66.1	66.6	66.6	65.2	65.1	62.5
Avg. Dist. to Rail [m]	2.0	0.8	2.5	2.0	6.1	4.9
Avg. Stride Freq. [Hz]	2.4	2.5	2.4	2.4	2.5	2.4
Avg. Stride Length [m]	5.9	6.9	7.4	7.1	6.9	6.9



[] Ranking at each section and finish
 -:-:- No data available at this section
 NA No data available

Horse/Jockey Name	CROWN MOSHE/Zoe Lloyd
Finish Rank	6
Fastest Section Time (Section)	0:10.98 (L1000)
Top Speed [km/h] (Section)	67.7 (L1000)
Race State	Finished



Thomas Farms RC Murray Bridge SA - Professional

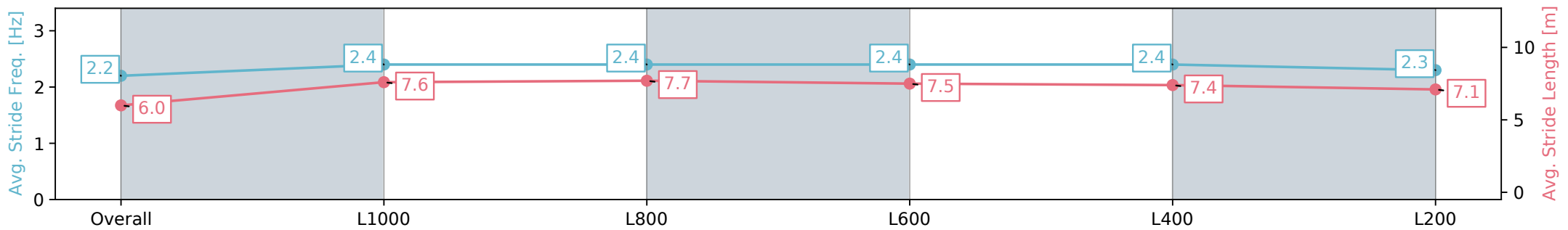
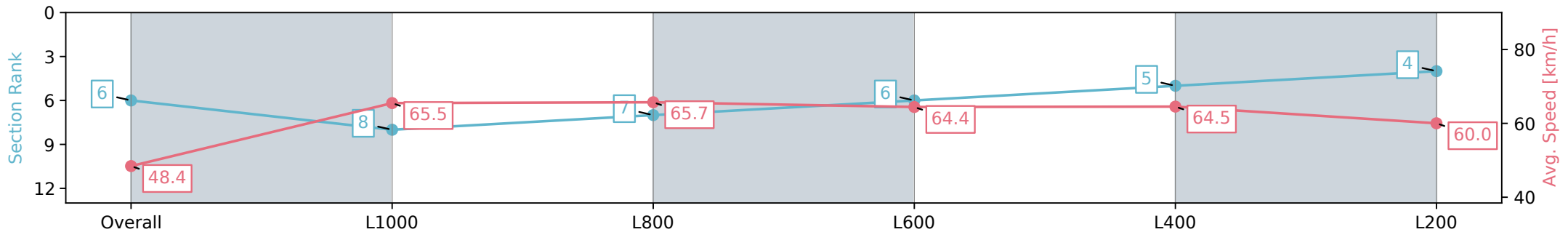
Race 6: Sportsbet Fast Form Fillies & Mares Rating 0 - 56
Handicap - 1200m

04 September 2024 - 3:06PM

Track Rating: Good 4, Weather: Fine, Rail Position: +7.5m, chute
1200m +4.5



Section	Overall	L1000	L800	L600	L400	L200
Section Times	1:11.31 [6] (0:14.87)	0:56.44 [8] (0:10.98)	0:45.46 [7] (0:11.04)	0:34.42 [6] (0:11.26)	0:23.16 [5] (0:11.15)	0:12.01 [4] (0:12.01)
Average Speed [km/h]	48.4	65.5	65.7	64.4	64.5	60.0
Top Speed [km/h]	66.5	67.2	67.7	66.0	65.7	62.7
Avg. Dist. to Rail [m]	4.7	0.8	2.4	1.7	4.5	4.6
Avg. Stride Freq. [Hz]	2.2	2.4	2.4	2.4	2.4	2.3
Avg. Stride Length [m]	6.0	7.6	7.7	7.5	7.4	7.1



[] Ranking at each section and finish
 -:-:- No data available at this section
 NA No data available

Horse/Jockey Name	SAZERAC/Tala Hutchinson
Finish Rank	7
Fastest Section Time (Section)	0:11.16 (L400)
Top Speed [km/h] (Section)	66.7 (L1000)
Race State	Finished



Thomas Farms RC Murray Bridge SA - Professional

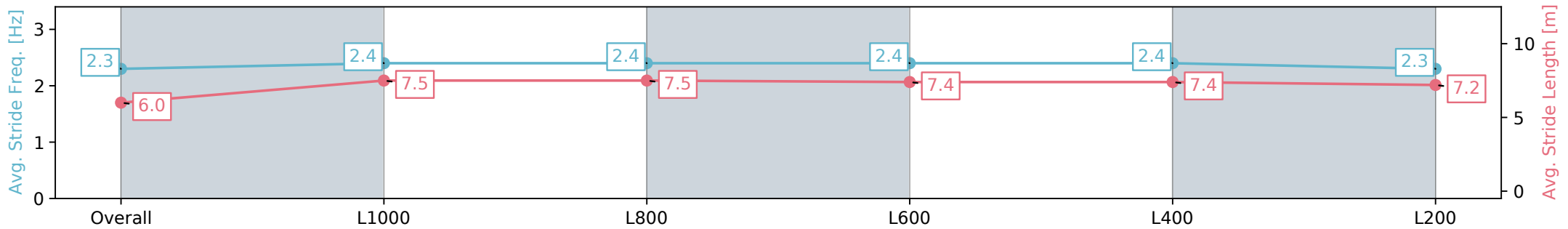
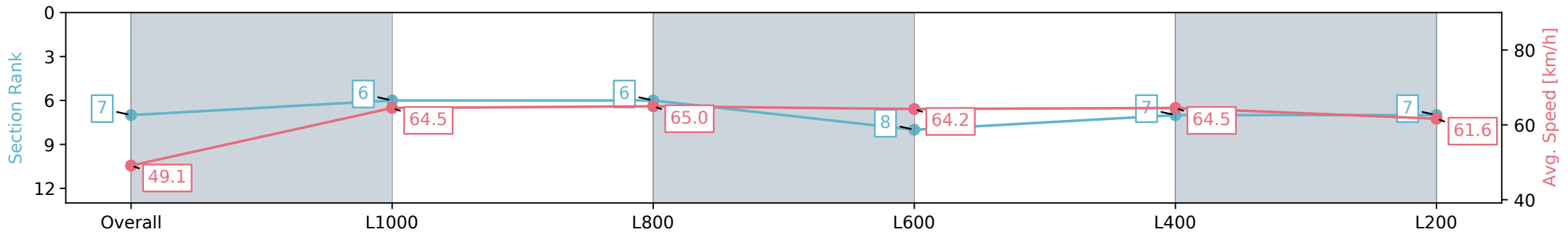
Race 6: Sportsbet Fast Form Fillies & Mares Rating 0 - 56
Handicap - 1200m

04 September 2024 - 3:06PM

Track Rating: Good 4, Weather: Fine, Rail Position: +7.5m, chute
1200m +4.5



Section	Overall	L1000	L800	L600	L400	L200
Section Times	1:11.33 [7] (0:14.67)	0:56.66 [6] (0:11.17)	0:45.49 [6] (0:11.20)	0:34.29 [8] (0:11.46)	0:22.83 [7] (0:11.16)	0:11.67 [7] (0:11.67)
Average Speed [km/h]	49.1	64.5	65.0	64.2	64.5	61.6
Top Speed [km/h]	63.7	66.2	66.7	65.6	65.7	63.8
Avg. Dist. to Rail [m]	4.4	0.6	3.3	5.3	9.3	8.4
Avg. Stride Freq. [Hz]	2.3	2.4	2.4	2.4	2.4	2.3
Avg. Stride Length [m]	6.0	7.5	7.5	7.4	7.4	7.2



- [] Ranking at each section and finish
- :-:- No data available at this section
- NA No data available

Horse/Jockey Name	PRANCING COUNTESS/Teagan Voorham
Finish Rank	8
Fastest Section Time (Section)	0:11.07 (L800)
Top Speed [km/h] (Section)	67.2 (L1000)
Race State	Finished



Thomas Farms RC Murray Bridge SA - Professional

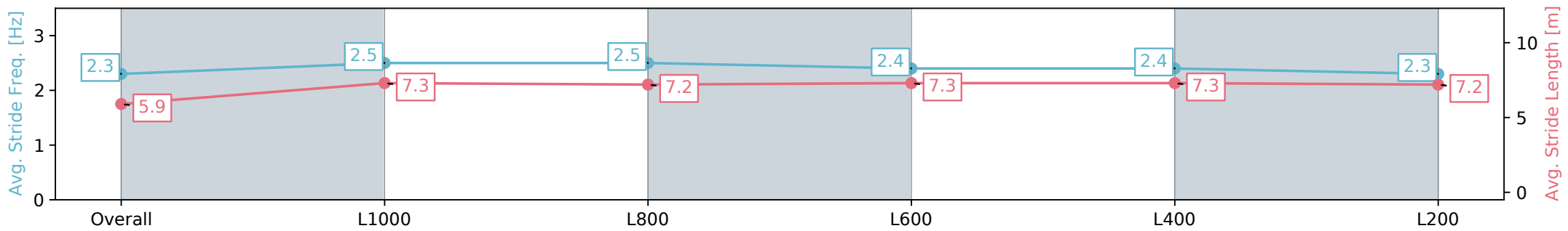
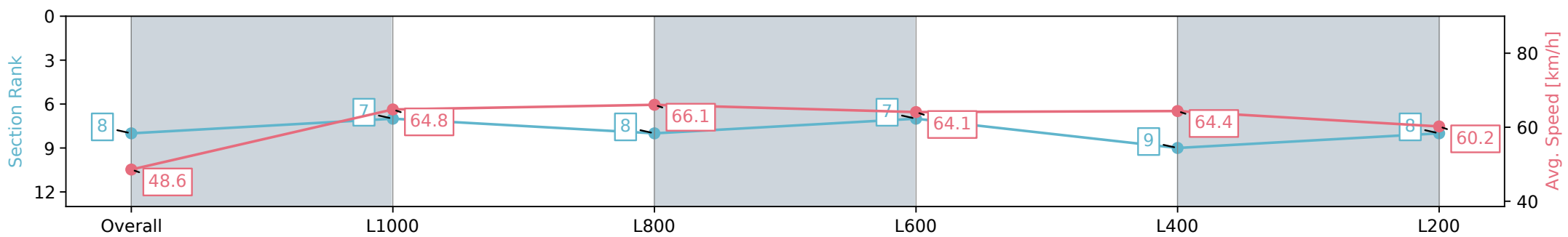
Race 6: Sportsbet Fast Form Fillies & Mares Rating 0 - 56 Handicap - 1200m

04 September 2024 - 3:06PM

Track Rating: Good 4, Weather: Fine, Rail Position: +7.5m, chute 1200m +4.5



Section	Overall	L1000	L800	L600	L400	L200
Section Times	1:11.72 [8] (0:14.83)	0:56.89 [7] (0:11.12)	0:45.77 [8] (0:11.07)	0:34.70 [7] (0:11.54)	0:23.16 [9] (0:11.19)	0:11.97 [8] (0:11.97)
Average Speed [km/h]	48.6	64.8	66.1	64.1	64.4	60.2
Top Speed [km/h]	64.0	65.3	67.2	65.5	66.0	62.6
Avg. Dist. to Rail [m]	5.7	1.7	4.8	7.2	13.1	12.9
Avg. Stride Freq. [Hz]	2.3	2.5	2.5	2.4	2.4	2.3
Avg. Stride Length [m]	5.9	7.3	7.2	7.3	7.3	7.2



[] Ranking at each section and finish
 -:-:- No data available at this section
 NA No data available

Horse/Jockey Name	SHEZ BETTY/Polly Brewster
Finish Rank	9
Fastest Section Time (Section)	0:11.33 (L400)
Top Speed [km/h] (Section)	66.3 (L800)
Race State	Finished



Thomas Farms RC Murray Bridge SA - Professional

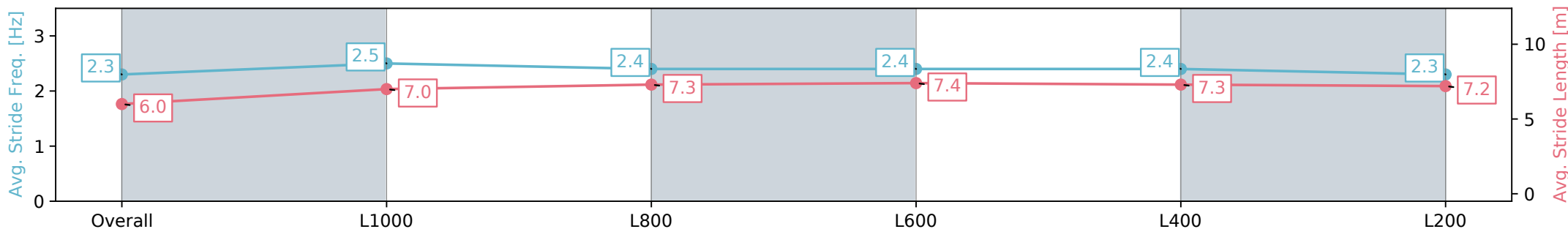
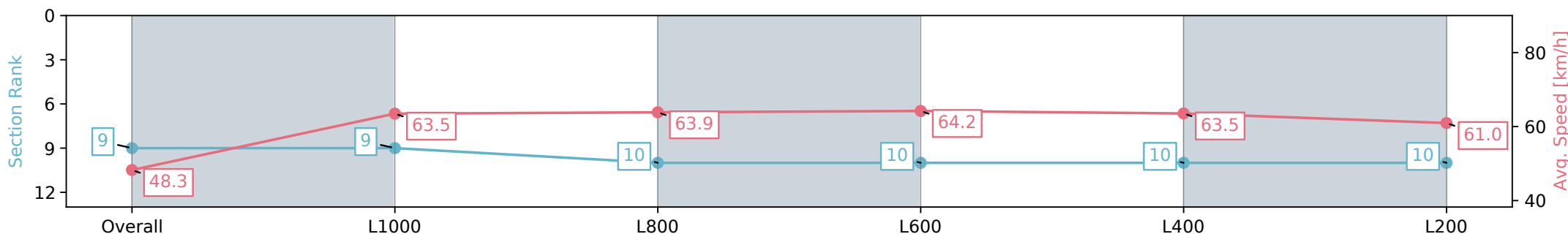
Race 6: Sportsbet Fast Form Fillies & Mares Rating 0 - 56
Handicap - 1200m

04 September 2024 - 3:06PM

Track Rating: Good 4, Weather: Fine, Rail Position: +7.5m, chute
1200m +4.5



Section	Overall	L1000	L800	L600	L400	L200
Section Times	1:12.18 [9] (0:14.93)	0:57.25 [9] (0:11.35)	0:45.90 [10] (0:11.39)	0:34.51 [10] (0:11.37)	0:23.14 [10] (0:11.33)	0:11.81 [10] (0:11.81)
Average Speed [km/h]	48.3	63.5	63.9	64.2	63.5	61.0
Top Speed [km/h]	64.0	64.0	65.6	66.3	65.3	62.2
Avg. Dist. to Rail [m]	3.2	0.4	3.2	3.7	8.9	10.2
Avg. Stride Freq. [Hz]	2.3	2.5	2.4	2.4	2.4	2.3
Avg. Stride Length [m]	6.0	7.0	7.3	7.4	7.3	7.2



- [] Ranking at each section and finish
- :-:- No data available at this section
- NA No data available

Horse/Jockey Name	LOCHEND UMOSA/Rochelle Milnes
Finish Rank	10
Fastest Section Time (Section)	0:10.98 (L1000)
Top Speed [km/h] (Section)	66.8 (Overall)
Race State	Finished



Thomas Farms RC Murray Bridge SA - Professional

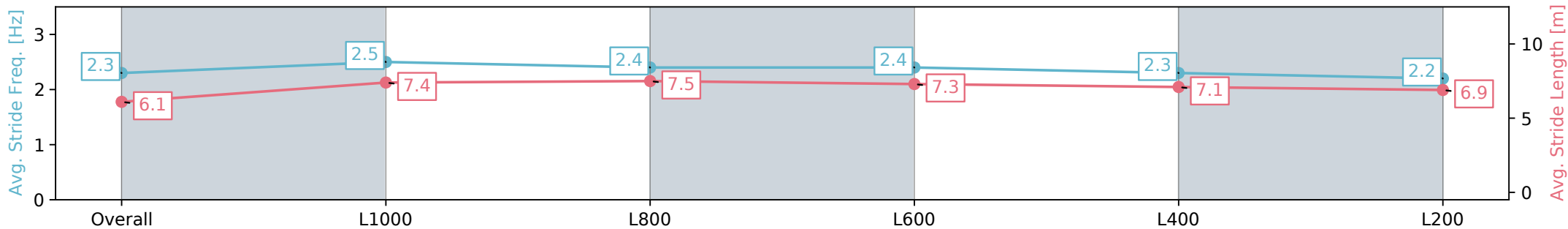
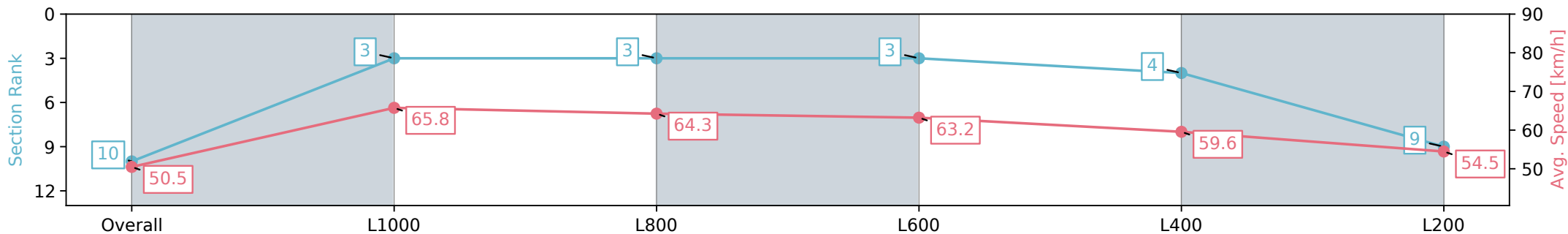
Race 6: Sportsbet Fast Form Fillies & Mares Rating 0 - 56
Handicap - 1200m

04 September 2024 - 3:06PM

Track Rating: Good 4, Weather: Fine, Rail Position: +7.5m, chute
1200m +4.5



Section	Overall	L1000	L800	L600	L400	L200
Section Times	1:13.46 [10] (0:14.25)	0:59.21 [3] (0:10.98)	0:48.23 [3] (0:11.34)	0:36.89 [3] (0:11.56)	0:25.32 [4] (0:12.08)	0:13.24 [9] (0:13.24)
Average Speed [km/h]	50.5	65.8	64.3	63.2	59.6	54.5
Top Speed [km/h]	66.7	66.8	65.7	64.1	62.4	56.5
Avg. Dist. to Rail [m]	6.5	0.7	4.2	4.0	6.7	8.0
Avg. Stride Freq. [Hz]	2.3	2.5	2.4	2.4	2.3	2.2
Avg. Stride Length [m]	6.1	7.4	7.5	7.3	7.1	6.9



Report Created: Wed 04 September 2024 15:54:04 GMT+10 (Note: Timing is based on positional data)

- [] Ranking at each section and finish
- :-:- No data available at this section
- NA No data available