



RACINGSA

Thomas Farms RC Murray Bridge SA
Race 3: Thomas Farms Maiden Plate - 1000m
04 September 2024 - 1:21PM



Murray Bridge
Racing Club

Track Rating: Good 4, Weather: Fine, Rail Position: +7.5m, chute 1200m +4.5

Section Field Times table with columns: Section, Overall, L800, L600, L400, L200. Values include 0:58.07, 0:44.34, 0:33.82, 0:22.91, 0:11.86.

Main race results table with columns: Position, #, Horse/Jockey, Barrier, Top Speed [km/h], Fastest Section, First 400m, Overall, L800, L600, L400, L200, Margin, Distance Travelled From Winner [m].

- [] Position in running at each section and finish
Saddle cloth number
-:-:- No data available at this section
DNF Did not finish
NA No data available
DNT Did not track
■ Background shading for fastest section



RACINGSA

Thomas Farms RC Murray Bridge SA

Race 3: Thomas Farms Maiden Plate - 1000m

04 September 2024 - 1:21PM



Murray Bridge
Racing Club

Track Rating: Good 4, Weather: Fine, Rail Position: +7.5m, chute 1200m +4.5

Section	Overall	L800	L600	L400	L200
Field Times	0:58.07 (0:13.73)	0:44.34 (0:10.52)	0:33.82 (0:10.91)	0:22.91 (0:11.04)	0:11.86 (0:11.86)

Position	#	Horse/Jockey	Barrier	Top Speed [km/h]	Fastest Section	First 400m	Overall	L800	L600	L400	L200	Margin	Distance Travelled From Winner [m]
11	9	KOOL 'N' CLASSY Lachlan Neindorf	1	68.5 1000-800	0:10.90 800-600	0:24.99	0:59.13 (0:14.09)	0:45.04 [9] (0:10.90)	0:34.14 [9] (0:10.94)	0:23.20 [11] (0:11.20)	0:12.00 [11] (0:12.00)	6.7L	-3
12	1	BIG OL' RIG Stacey Metcalfe	3	68.8 1000-800	0:10.83 800-600	0:24.65	0:59.17 (0:13.82)	0:45.35 [2] (0:10.83)	0:34.52 [4] (0:11.10)	0:23.42 [6] (0:11.41)	0:12.01 [12] (0:12.01)	7.0L	-6
13	11	OOH LA LILLY Taylor Johnstone	7	69.5 1000-800	0:10.64 800-600	0:24.56	0:59.39 (0:13.92)	0:45.47 [5] (0:10.64)	0:34.83 [3] (0:10.85)	0:23.98 [3] (0:11.38)	0:12.60 [6] (0:12.60)	8.4L	-3

- [] Position in running at each section and finish
- #: Saddle cloth number
- :--:-- No data available at this section
- DNF Did not finish
- NA No data available
- DNT Did not track
- █ Background shading for fastest section

Horse/Jockey Name	HYPERNOVA/Kayla Crowther
Finish Rank	1
Fastest Section Time (Section)	0:10.68 (L800)
Top Speed [km/h] (Section)	70.1 (Overall)
Race State	Finished



Thomas Farms RC Murray Bridge SA - Professional

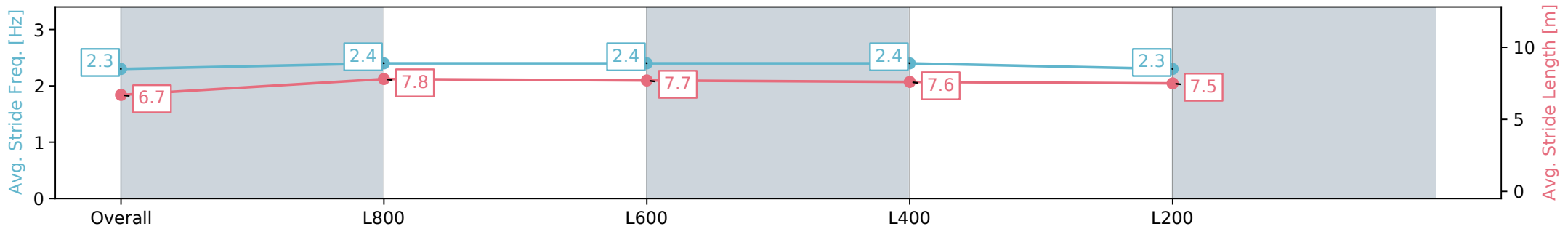
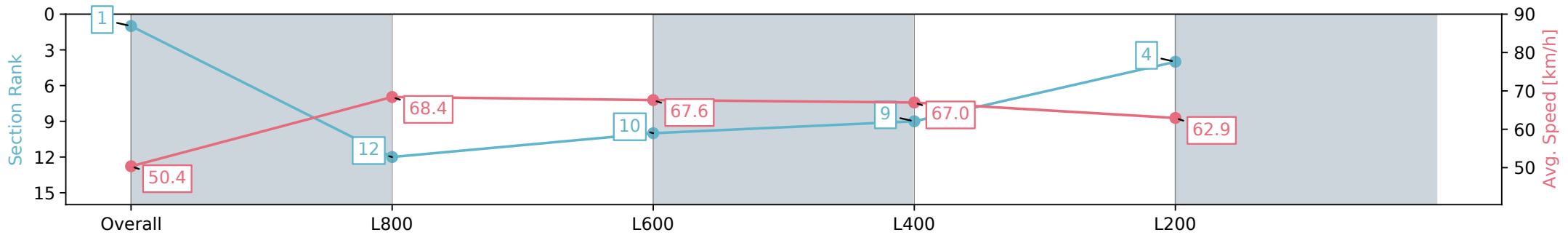
Race 3: Thomas Farms Maiden Plate - 1000m

04 September 2024 - 1:21PM

Track Rating: Good 4, Weather: Fine, Rail Position: +7.5m, chute 1200m +4.5



Section	Overall	L800	L600	L400	L200
Section Times	0:58.07 [1] (0:14.32)	0:43.75 [12] (0:10.68)	0:33.07 [10] (0:10.89)	0:22.18 [9] (0:10.73)	0:11.45 [4] (0:11.45)
Average Speed [km/h]	50.4	68.4	67.6	67.0	62.9
Top Speed [km/h]	69.4	70.1	68.7	68.8	65.0
Avg. Dist. to Rail [m]	4.6	4.8	5.6	10.2	9.8
Avg. Stride Freq. [Hz]	2.3	2.4	2.4	2.4	2.3
Avg. Stride Length [m]	6.7	7.8	7.7	7.6	7.5



[] Ranking at each section and finish
 -:-:- No data available at this section
 NA No data available

Horse/Jockey Name	RICH LADY/Tala Hutchinson
Finish Rank	2
Fastest Section Time (Section)	0:10.60 (L800)
Top Speed [km/h] (Section)	71.1 (Overall)
Race State	Finished



Thomas Farms RC Murray Bridge SA - Professional

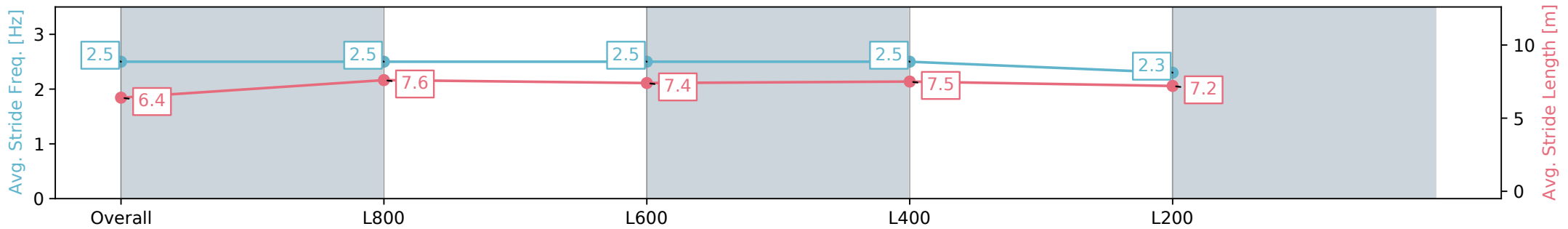
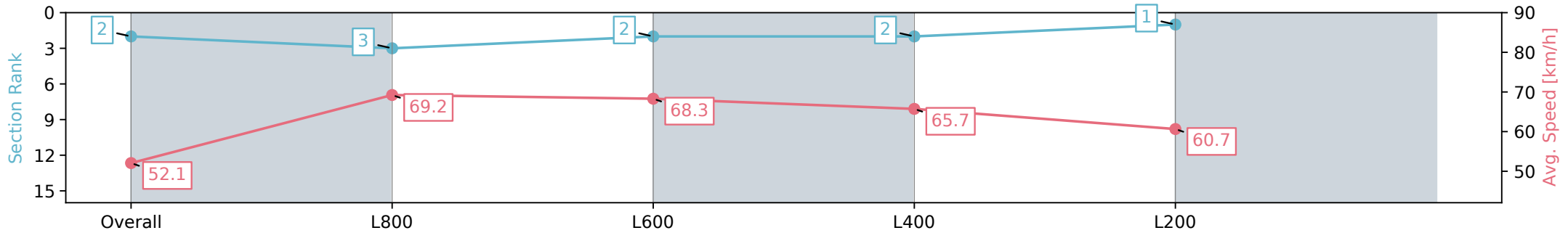
Race 3: Thomas Farms Maiden Plate - 1000m

04 September 2024 - 1:21PM

Track Rating: Good 4, Weather: Fine, Rail Position: +7.5m, chute 1200m +4.5



Section	Overall	L800	L600	L400	L200
Section Times	0:58.07 [2] (0:13.84)	0:44.23 [3] (0:10.60)	0:33.63 [2] (0:10.81)	0:22.82 [2] (0:10.95)	0:11.87 [1] (0:11.87)
Average Speed [km/h]	52.1	69.2	68.3	65.7	60.7
Top Speed [km/h]	70.5	71.1	68.8	68.2	63.6
Avg. Dist. to Rail [m]	6.6	6.0	6.1	8.0	8.0
Avg. Stride Freq. [Hz]	2.5	2.5	2.5	2.5	2.3
Avg. Stride Length [m]	6.4	7.6	7.4	7.5	7.2



- [] Ranking at each section and finish
- :-:- No data available at this section
- NA No data available

Horse/Jockey Name	MON AMI/Felicity Atkinson
Finish Rank	3
Fastest Section Time (Section)	0:10.76 (L800)
Top Speed [km/h] (Section)	69.4 (L800)
Race State	Finished



Thomas Farms RC Murray Bridge SA - Professional

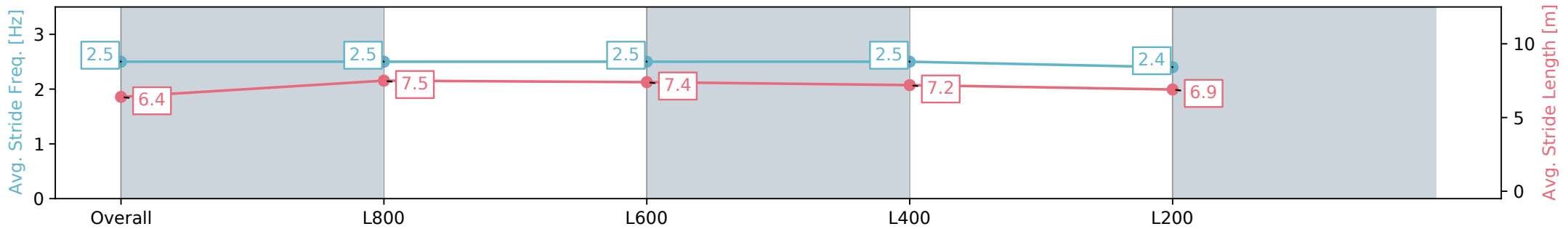
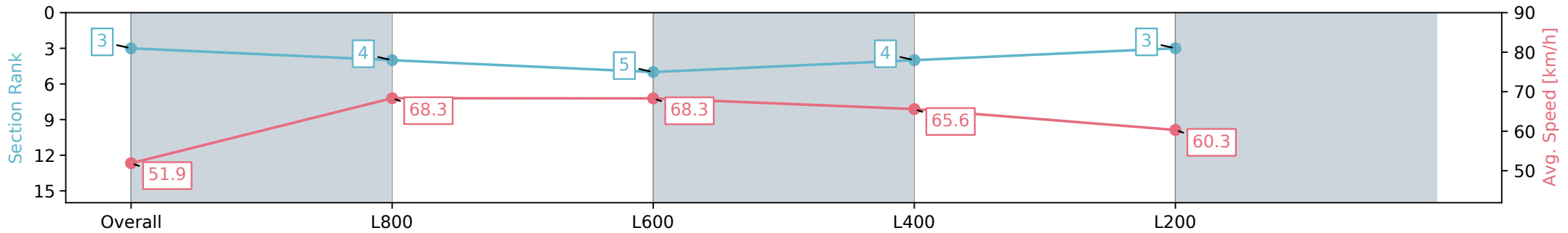
Race 3: Thomas Farms Maiden Plate - 1000m

04 September 2024 - 1:21PM

Track Rating: Good 4, Weather: Fine, Rail Position: +7.5m, chute 1200m +4.5



Section	Overall	L800	L600	L400	L200
Section Times	0:58.42 [3] (0:13.91)	0:44.51 [4] (0:10.76)	0:33.75 [5] (0:10.83)	0:22.92 [4] (0:10.97)	0:11.95 [3] (0:11.95)
Average Speed [km/h]	51.9	68.3	68.3	65.6	60.3
Top Speed [km/h]	68.3	69.2	69.4	67.8	63.1
Avg. Dist. to Rail [m]	7.8	6.2	6.7	8.8	8.9
Avg. Stride Freq. [Hz]	2.5	2.5	2.5	2.5	2.4
Avg. Stride Length [m]	6.4	7.5	7.4	7.2	6.9



- [] Ranking at each section and finish
- :-:- No data available at this section
- NA No data available

Horse/Jockey Name	THE CREED/Caitlin Jones
Finish Rank	4
Fastest Section Time (Section)	0:10.89 (L600)
Top Speed [km/h] (Section)	69.1 (Overall)
Race State	Finished



Thomas Farms RC Murray Bridge SA - Professional

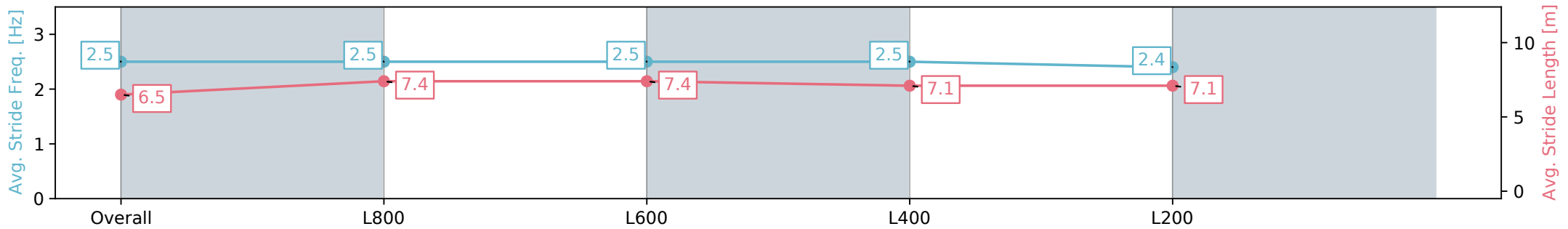
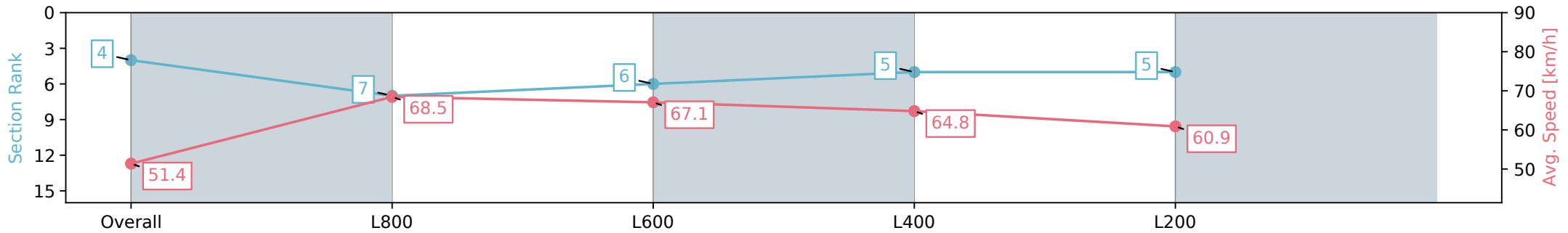
Race 3: Thomas Farms Maiden Plate - 1000m

04 September 2024 - 1:21PM

Track Rating: Good 4, Weather: Fine, Rail Position: +7.5m, chute 1200m +4.5



Section	Overall	L800	L600	L400	L200
Section Times	0:58.52 [4] (0:14.24)	0:44.28 [10] (0:10.93)	0:33.35 [11] (0:10.89)	0:22.46 [12] (0:10.92)	0:11.54 [9] (0:11.54)
Average Speed [km/h]	50.5	67.3	67.1	66.0	62.4
Top Speed [km/h]	68.6	69.1	68.4	67.2	64.5
Avg. Dist. to Rail [m]	3.9	5.9	4.0	8.7	9.3
Avg. Stride Freq. [Hz]	2.4	2.5	2.5	2.5	2.4
Avg. Stride Length [m]	6.4	7.5	7.4	7.4	7.3



- [] Ranking at each section and finish
- :-:- No data available at this section
- NA No data available

Horse/Jockey Name	VICARIOUS INTENT/Georgie Catania
Finish Rank	4
Fastest Section Time (Section)	0:10.67 (L800)
Top Speed [km/h] (Section)	69.1 (Overall)
Race State	Finished



Thomas Farms RC Murray Bridge SA - Professional

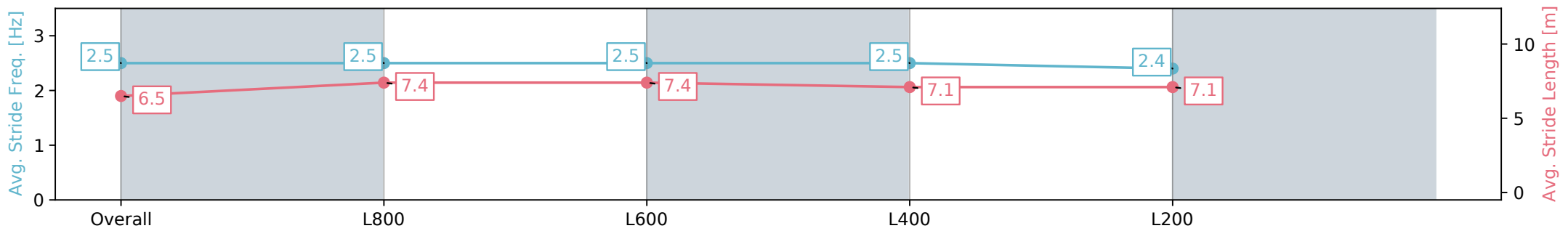
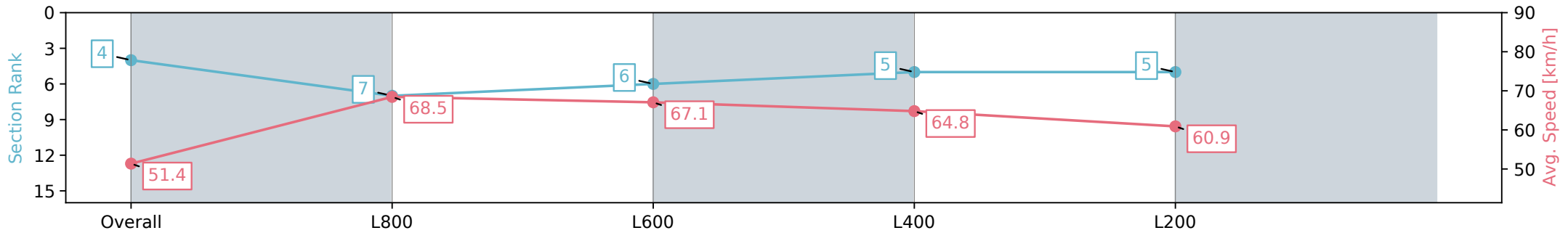
Race 3: Thomas Farms Maiden Plate - 1000m

04 September 2024 - 1:21PM

Track Rating: Good 4, Weather: Fine, Rail Position: +7.5m, chute 1200m +4.5



Section	Overall	L800	L600	L400	L200
Section Times	0:58.52 [4] (0:14.02)	0:44.50 [7] (0:10.67)	0:33.83 [6] (0:10.90)	0:22.93 [5] (0:11.10)	0:11.83 [5] (0:11.83)
Average Speed [km/h]	51.4	68.5	67.1	64.8	60.9
Top Speed [km/h]	69.1	69.0	68.7	66.5	64.1
Avg. Dist. to Rail [m]	2.2	3.7	3.9	7.8	6.6
Avg. Stride Freq. [Hz]	2.5	2.5	2.5	2.5	2.4
Avg. Stride Length [m]	6.5	7.4	7.4	7.1	7.1



- [] Ranking at each section and finish
- :-:- No data available at this section
- NA No data available

Horse/Jockey Name	CINCHONA/Rochelle Milnes
Finish Rank	6
Fastest Section Time (Section)	0:10.52 (L800)
Top Speed [km/h] (Section)	70.2 (Overall)
Race State	Finished



Thomas Farms RC Murray Bridge SA - Professional

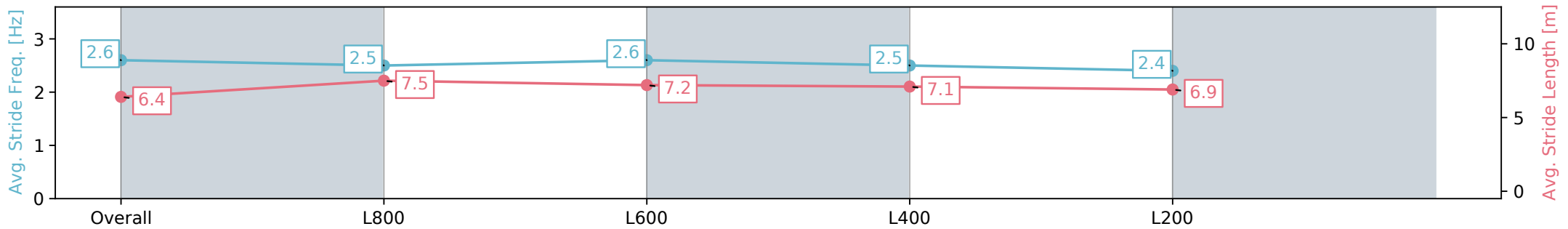
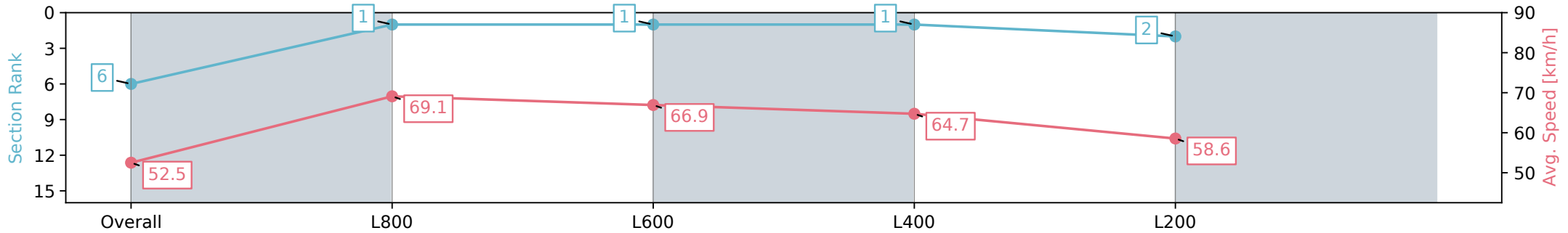
Race 3: Thomas Farms Maiden Plate - 1000m

04 September 2024 - 1:21PM

Track Rating: Good 4, Weather: Fine, Rail Position: +7.5m, chute 1200m +4.5



Section	Overall	L800	L600	L400	L200
Section Times	0:58.58 [6] (0:13.73)	0:44.85 [1] (0:10.52)	0:34.33 [1] (0:10.91)	0:23.42 [1] (0:11.12)	0:12.30 [2] (0:12.30)
Average Speed [km/h]	52.5	69.1	66.9	64.7	58.6
Top Speed [km/h]	68.9	70.2	69.1	66.0	62.7
Avg. Dist. to Rail [m]	1.7	2.9	3.4	5.4	5.0
Avg. Stride Freq. [Hz]	2.6	2.5	2.6	2.5	2.4
Avg. Stride Length [m]	6.4	7.5	7.2	7.1	6.9



- [] Ranking at each section and finish
- :-:- No data available at this section
- NA No data available

Horse/Jockey Name	HISWAY/Callan Murray
Finish Rank	7
Fastest Section Time (Section)	0:10.70 (L600)
Top Speed [km/h] (Section)	69.7 (L800)
Race State	Finished



Thomas Farms RC Murray Bridge SA - Professional

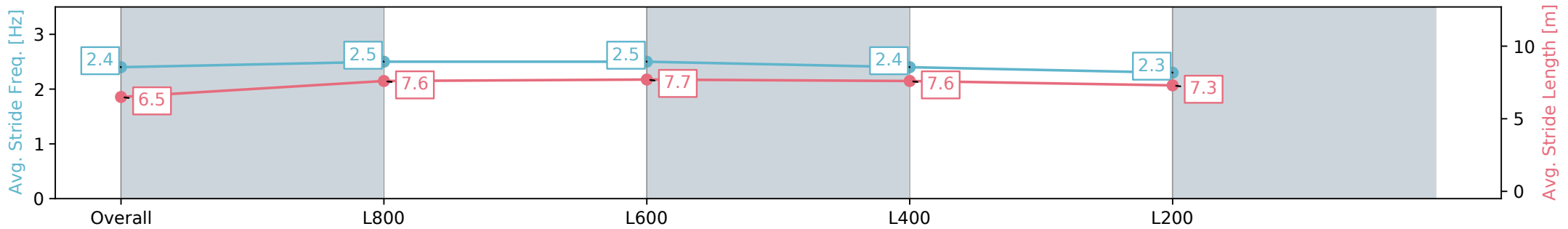
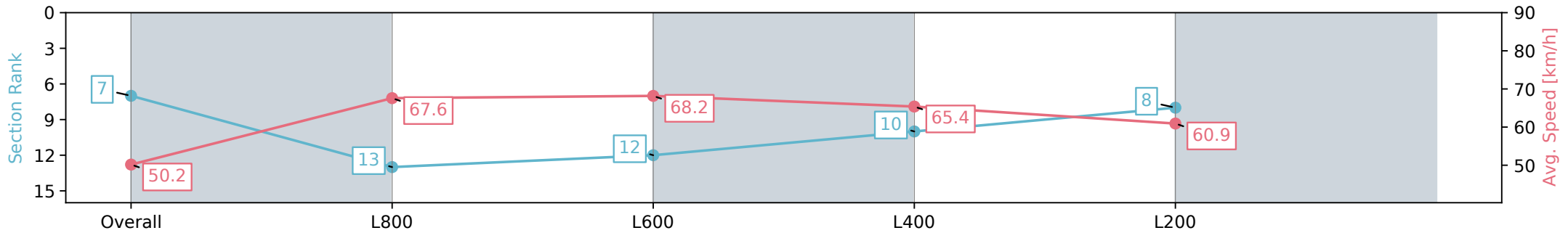
Race 3: Thomas Farms Maiden Plate - 1000m

04 September 2024 - 1:21PM

Track Rating: Good 4, Weather: Fine, Rail Position: +7.5m, chute 1200m +4.5



Section	Overall	L800	L600	L400	L200
Section Times	0:58.72 [7] (0:14.40)	0:44.32 [13] (0:10.82)	0:33.50 [12] (0:10.70)	0:22.80 [10] (0:11.02)	0:11.78 [8] (0:11.78)
Average Speed [km/h]	50.2	67.6	68.2	65.4	60.9
Top Speed [km/h]	67.7	69.4	69.7	67.7	63.1
Avg. Dist. to Rail [m]	8.3	5.7	3.8	7.4	7.6
Avg. Stride Freq. [Hz]	2.4	2.5	2.5	2.4	2.3
Avg. Stride Length [m]	6.5	7.6	7.7	7.6	7.3



- [] Ranking at each section and finish
- :-:- No data available at this section
- NA No data available

Horse/Jockey Name	MCLEOD/Sophie Logan
Finish Rank	8
Fastest Section Time (Section)	0:10.92 (L400)
Top Speed [km/h] (Section)	68.7 (Overall)
Race State	Finished



Thomas Farms RC Murray Bridge SA - Professional

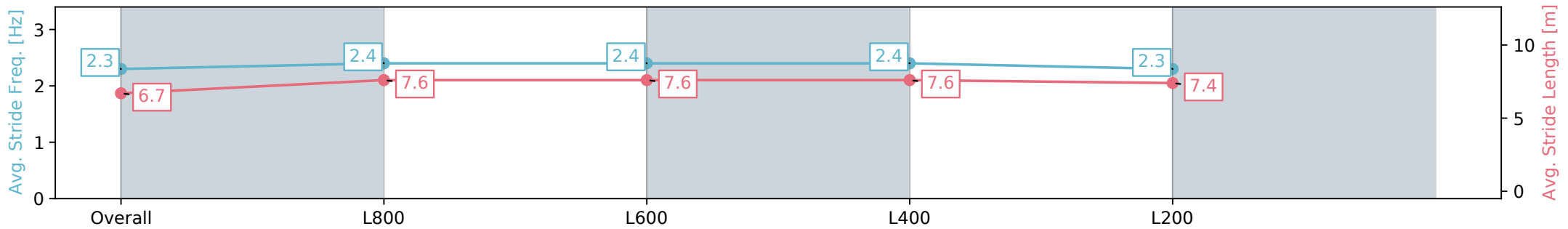
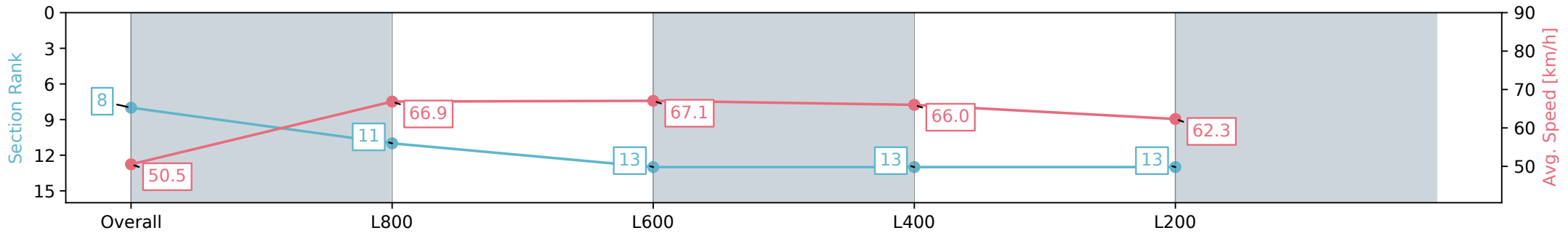
Race 3: Thomas Farms Maiden Plate - 1000m

04 September 2024 - 1:21PM

Track Rating: Good 4, Weather: Fine, Rail Position: +7.5m, chute 1200m +4.5



Section	Overall	L800	L600	L400	L200
Section Times	0:58.74 [8] (0:14.26)	0:44.48 [11] (0:10.99)	0:33.49 [13] (0:11.02)	0:22.47 [13] (0:10.92)	0:11.55 [13] (0:11.55)
Average Speed [km/h]	50.5	66.9	67.1	66.0	62.3
Top Speed [km/h]	68.6	68.7	67.9	67.9	65.6
Avg. Dist. to Rail [m]	6.7	6.2	6.6	13.1	14.0
Avg. Stride Freq. [Hz]	2.3	2.4	2.4	2.4	2.3
Avg. Stride Length [m]	6.7	7.6	7.6	7.6	7.4



- [] Ranking at each section and finish
- :-:- No data available at this section
- NA No data available

Horse/Jockey Name	FRONTAL ATTACK/Dylan Caboche
Finish Rank	9
Fastest Section Time (Section)	0:10.82 (L800)
Top Speed [km/h] (Section)	69.7 (Overall)
Race State	Finished



Thomas Farms RC Murray Bridge SA - Professional

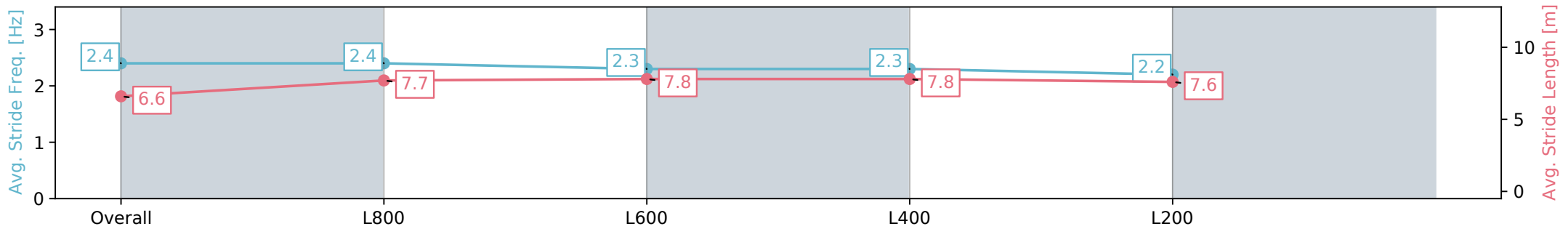
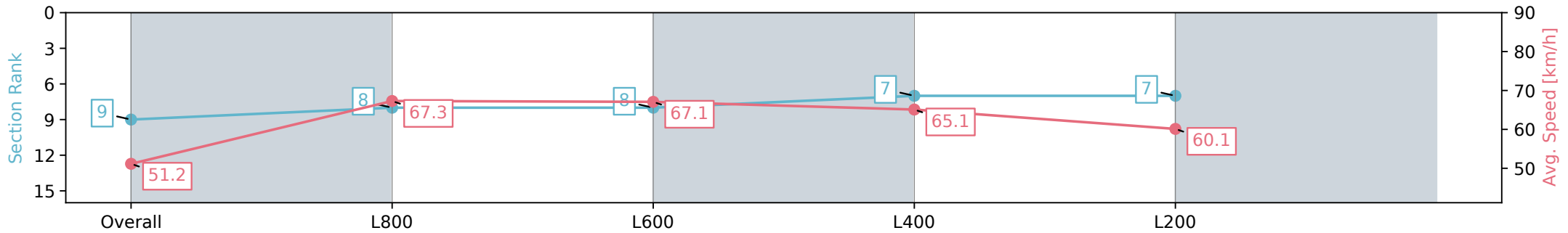
Race 3: Thomas Farms Maiden Plate - 1000m

04 September 2024 - 1:21PM

Track Rating: Good 4, Weather: Fine, Rail Position: +7.5m, chute 1200m +4.5



Section	Overall	L800	L600	L400	L200
Section Times	0:58.79 [9] (0:14.08)	0:44.71 [8] (0:10.82)	0:33.89 [8] (0:10.87)	0:23.02 [7] (0:11.07)	0:11.95 [7] (0:11.95)
Average Speed [km/h]	51.2	67.3	67.1	65.1	60.1
Top Speed [km/h]	68.2	69.7	68.0	67.7	62.3
Avg. Dist. to Rail [m]	0.4	3.2	3.3	6.1	6.2
Avg. Stride Freq. [Hz]	2.4	2.4	2.3	2.3	2.2
Avg. Stride Length [m]	6.6	7.7	7.8	7.8	7.6



- [] Ranking at each section and finish
- :-:- No data available at this section
- NA No data available

Horse/Jockey Name	SNIPERS NIGHTMARE/Jason Holder
Finish Rank	10
Fastest Section Time (Section)	0:10.77 (L800)
Top Speed [km/h] (Section)	68.9 (Overall)
Race State	Finished



Thomas Farms RC Murray Bridge SA - Professional

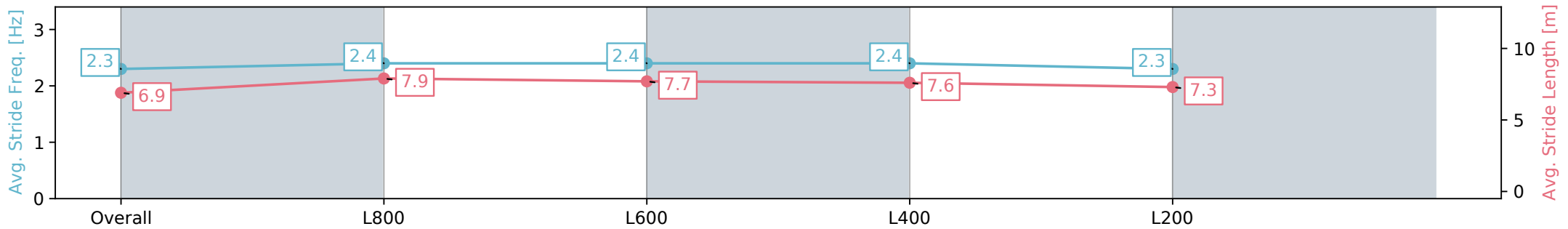
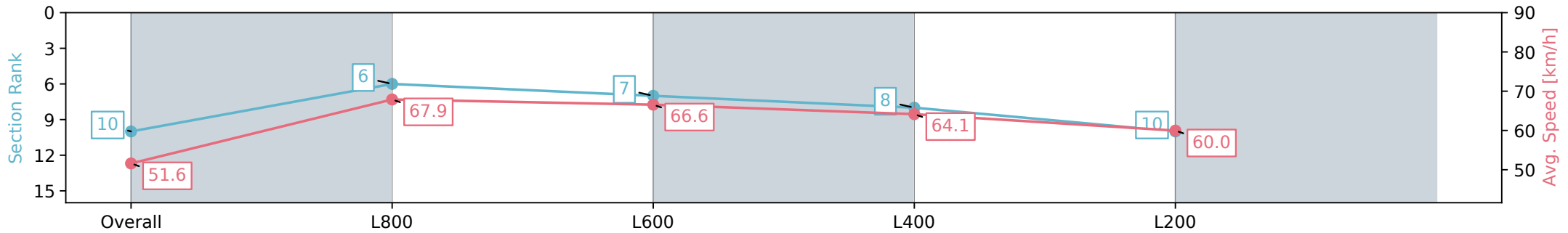
Race 3: Thomas Farms Maiden Plate - 1000m

04 September 2024 - 1:21PM

Track Rating: Good 4, Weather: Fine, Rail Position: +7.5m, chute 1200m +4.5



Section	Overall	L800	L600	L400	L200
Section Times	0:59.05 [10] (0:13.98)	0:45.07 [6] (0:10.77)	0:34.30 [7] (0:11.08)	0:23.22 [8] (0:11.21)	0:12.01 [10] (0:12.01)
Average Speed [km/h]	51.6	67.9	66.6	64.1	60.0
Top Speed [km/h]	67.8	68.9	67.5	66.1	62.6
Avg. Dist. to Rail [m]	4.2	4.9	5.6	9.6	11.2
Avg. Stride Freq. [Hz]	2.3	2.4	2.4	2.4	2.3
Avg. Stride Length [m]	6.9	7.9	7.7	7.6	7.3



- [] Ranking at each section and finish
- :-:- No data available at this section
- NA No data available

Horse/Jockey Name	KOOL 'N' CLASSY/Lachlan Neindorf
Finish Rank	11
Fastest Section Time (Section)	0:10.90 (L800)
Top Speed [km/h] (Section)	68.5 (Overall)
Race State	Finished



Thomas Farms RC Murray Bridge SA - Professional

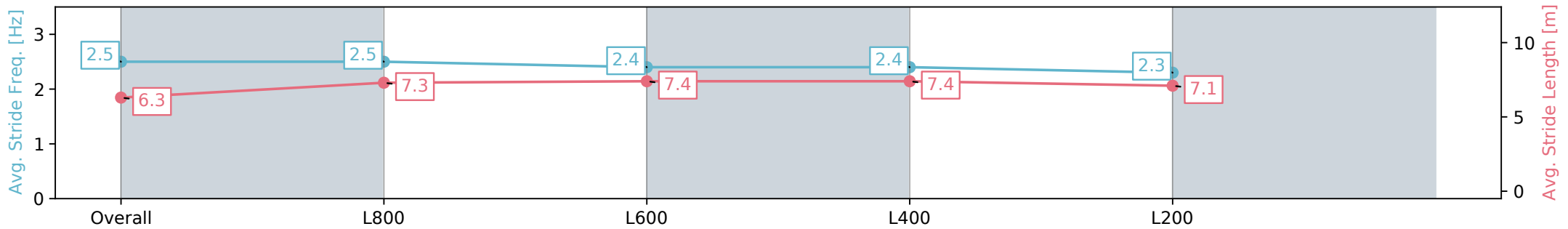
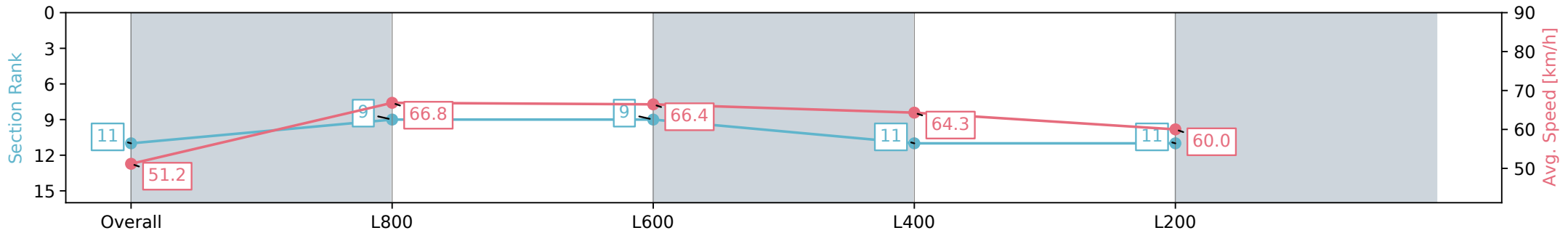
Race 3: Thomas Farms Maiden Plate - 1000m

04 September 2024 - 1:21PM

Track Rating: Good 4, Weather: Fine, Rail Position: +7.5m, chute 1200m +4.5



Section	Overall	L800	L600	L400	L200
Section Times	0:59.13 [11] (0:14.09)	0:45.04 [9] (0:10.90)	0:34.14 [9] (0:10.94)	0:23.20 [11] (0:11.20)	0:12.00 [11] (0:12.00)
Average Speed [km/h]	51.2	66.8	66.4	64.3	60.0
Top Speed [km/h]	68.3	68.5	68.0	65.5	62.9
Avg. Dist. to Rail [m]	2.2	2.7	3.2	6.9	8.7
Avg. Stride Freq. [Hz]	2.5	2.5	2.4	2.4	2.3
Avg. Stride Length [m]	6.3	7.3	7.4	7.4	7.1



- [] Ranking at each section and finish
- :-:- No data available at this section
- NA No data available

Horse/Jockey Name	BIG OL' RIG/Stacey Metcalfe
Finish Rank	12
Fastest Section Time (Section)	0:10.83 (L800)
Top Speed [km/h] (Section)	68.8 (Overall)
Race State	Finished



Thomas Farms RC Murray Bridge SA - Professional

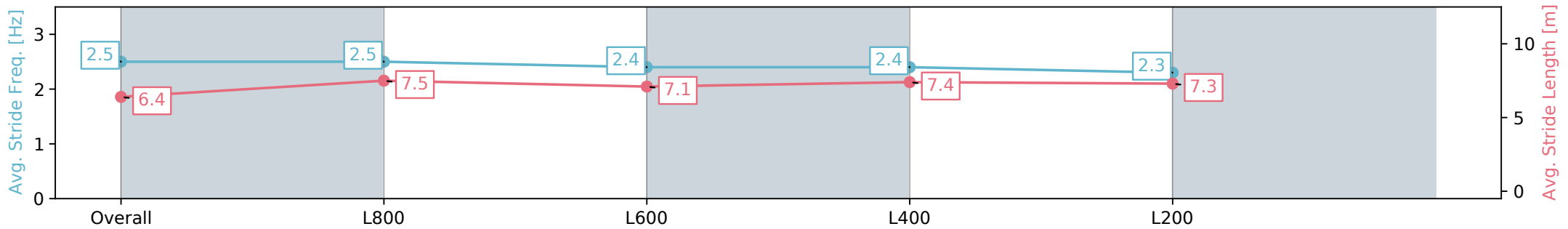
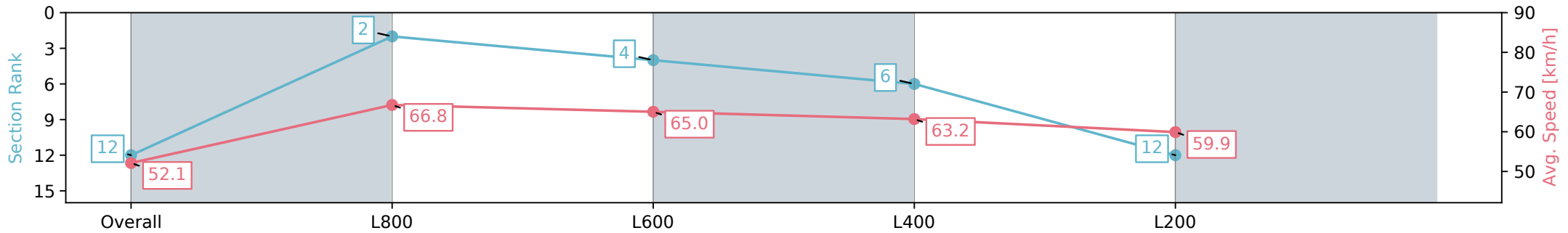
Race 3: Thomas Farms Maiden Plate - 1000m

04 September 2024 - 1:21PM

Track Rating: Good 4, Weather: Fine, Rail Position: +7.5m, chute 1200m +4.5



Section	Overall	L800	L600	L400	L200
Section Times	0:59.17 [12] (0:13.82)	0:45.35 [2] (0:10.83)	0:34.52 [4] (0:11.10)	0:23.42 [6] (0:11.41)	0:12.01 [12] (0:12.01)
Average Speed [km/h]	52.1	66.8	65.0	63.2	59.9
Top Speed [km/h]	68.5	68.8	66.8	65.5	61.8
Avg. Dist. to Rail [m]	1.3	0.8	1.3	4.2	4.7
Avg. Stride Freq. [Hz]	2.5	2.5	2.4	2.4	2.3
Avg. Stride Length [m]	6.4	7.5	7.1	7.4	7.3



- [] Ranking at each section and finish
- :-:- No data available at this section
- NA No data available

Horse/Jockey Name	OOH LA LILLY/Taylor Johnstone
Finish Rank	13
Fastest Section Time (Section)	0:10.64 (L800)
Top Speed [km/h] (Section)	69.5 (Overall)
Race State	Finished



Thomas Farms RC Murray Bridge SA - Professional

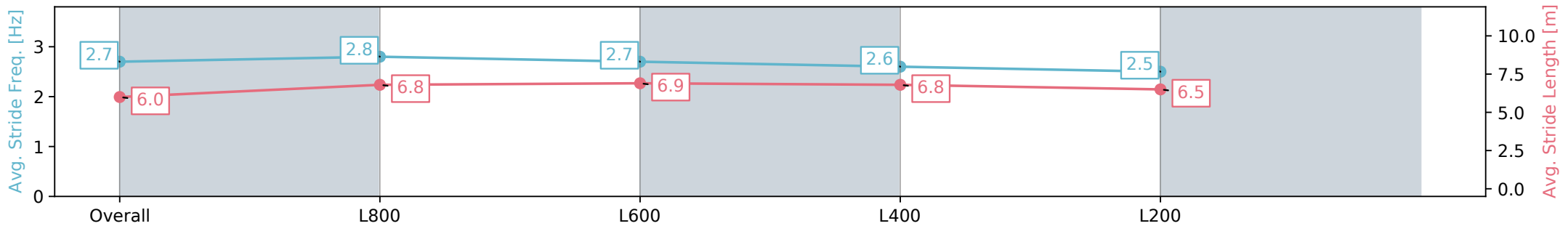
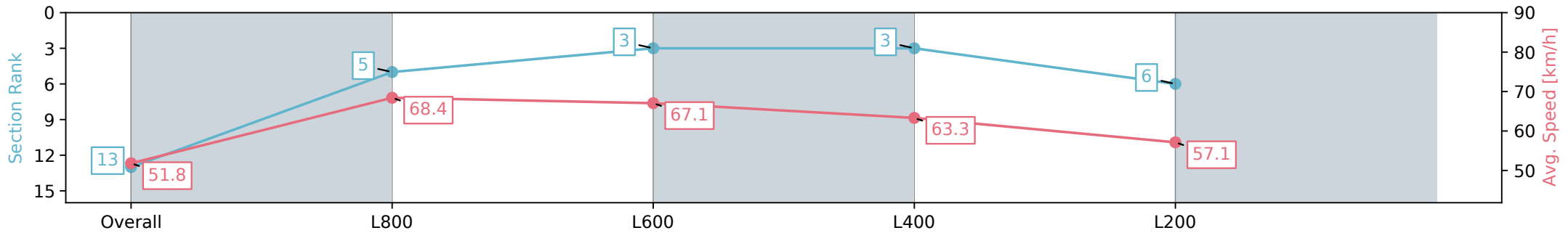
Race 3: Thomas Farms Maiden Plate - 1000m

04 September 2024 - 1:21PM

Track Rating: Good 4, Weather: Fine, Rail Position: +7.5m, chute 1200m +4.5



Section	Overall	L800	L600	L400	L200
Section Times	0:59.39 [13] (0:13.92)	0:45.47 [5] (0:10.64)	0:34.83 [3] (0:10.85)	0:23.98 [3] (0:11.38)	0:12.60 [6] (0:12.60)
Average Speed [km/h]	51.8	68.4	67.1	63.3	57.1
Top Speed [km/h]	68.6	69.5	68.6	66.9	60.3
Avg. Dist. to Rail [m]	3.1	3.6	2.8	4.8	4.4
Avg. Stride Freq. [Hz]	2.7	2.8	2.7	2.6	2.5
Avg. Stride Length [m]	6.0	6.8	6.9	6.8	6.5



- [] Ranking at each section and finish
- :-:- No data available at this section
- NA No data available