



RACINGSA

Thomas Farms RC Murray Bridge SA
Race 2: Fred Vella Tyre & Crash Repair Maiden Plate - 1000m
04 September 2024 - 12:46PM



Murray Bridge
Racing Club

Track Rating: Good 4, Weather: Fine, Rail Position: +7.5m, chute 1200m +4.5

Table with columns: Section, Field Times, Position, #, Horse/Jockey, Barrier, Top Speed [km/h], Fastest Section, First 400m, Overall, L800, L600, L400, L200, Margin, Distance Travelled From Winner [m].

- [] Position in running at each section and finish
Saddle cloth number
-:-:- No data available at this section
DNF Did not finish
NA No data available
DNT Did not track
■ Background shading for fastest section



RACINGSA

Thomas Farms RC Murray Bridge SA
Race 2: Fred Vella Tyre & Crash Repair Maiden Plate - 1000m
04 September 2024 - 12:46PM



Murray Bridge
Racing Club

Track Rating: Good 4, Weather: Fine, Rail Position: +7.5m, chute 1200m +4.5

Section	Overall	L800	L600	L400	L200
Field Times	0:57.85 (0:13.66)	0:44.19 (0:10.50)	0:33.69 (0:10.88)	0:22.81 (0:11.08)	0:11.73 (0:11.73)

Position	#	Horse/Jockey	Barrier	Top Speed [km/h]	Fastest Section	First 400m	Overall	L800	L600	L400	L200	Margin	Distance Travelled From Winner [m]
11	6	THAMOKEE Tala Hutchinson	12	68.1 800-600	0:11.02 800-600	0:25.46	0:59.55 (0:14.44)	0:45.11 [9] (0:11.02)	0:34.09 [10] (0:11.08)	0:23.01 [10] (0:11.12)	0:11.89 [10] (0:11.89)	10.7L	+5
12	9	MISS PANTHERLOT Ben Price	6	66.1 1000-800	0:11.22 800-600	0:26.43	1:07.93 (0:15.21)	0:52.72 [12] (0:11.22)	0:41.50 [12] (0:12.01)	0:29.49 [12] (0:13.07)	0:16.42 [12] (0:16.42)	63.8L	+2

- [] Position in running at each section and finish
- #: Saddle cloth number
- :--:-- No data available at this section
- DNF Did not finish
- NA No data available
- DNT Did not track
- █ Background shading for fastest section

Horse/Jockey Name	NOITULOVER/Jacob Opperman
Finish Rank	1
Fastest Section Time (Section)	0:10.44 (L800)
Top Speed [km/h] (Section)	71.4 (Overall)
Race State	Finished



Thomas Farms RC Murray Bridge SA - Professional

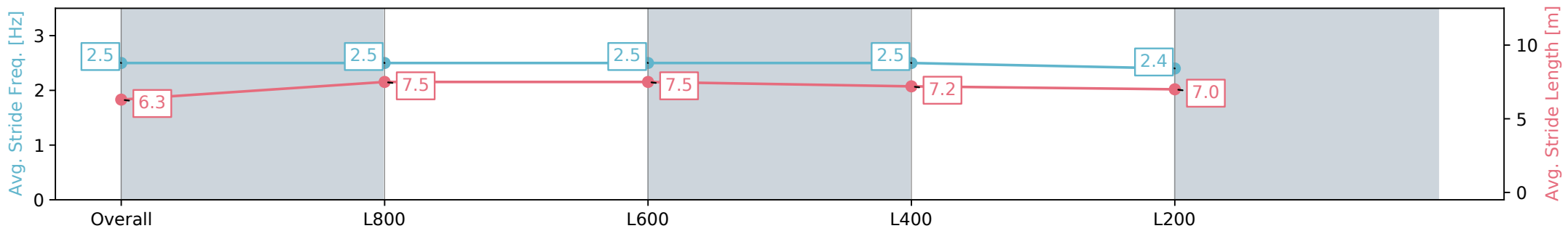
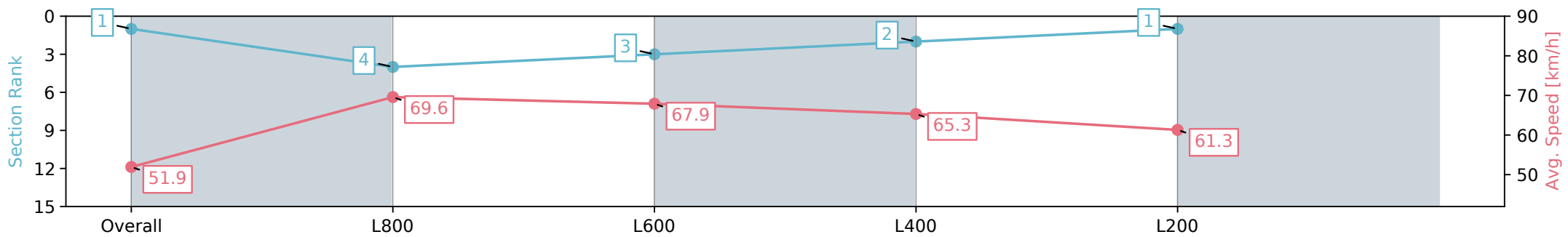
Race 2: Fred Vella Tyre & Crash Repair Maiden Plate - 1000m

04 September 2024 - 12:46PM

Track Rating: Good 4, Weather: Fine, Rail Position: +7.5m, chute 1200m +4.5



Section	Overall	L800	L600	L400	L200
Section Times	0:57.85 [1] (0:13.85)	0:44.00 [4] (0:10.44)	0:33.56 [3] (0:10.79)	0:22.77 [2] (0:11.03)	0:11.74 [1] (0:11.74)
Average Speed [km/h]	51.9	69.6	67.9	65.3	61.3
Top Speed [km/h]	69.8	71.4	69.0	67.3	63.7
Avg. Dist. to Rail [m]	0.7	2.5	4.1	5.3	7.6
Avg. Stride Freq. [Hz]	2.5	2.5	2.5	2.5	2.4
Avg. Stride Length [m]	6.3	7.5	7.5	7.2	7.0



[] Ranking at each section and finish
 -:-:- No data available at this section
 NA No data available

Horse/Jockey Name	BOLTONOVA/Dom Tourneur
Finish Rank	2
Fastest Section Time (Section)	0:10.41 (L800)
Top Speed [km/h] (Section)	71.5 (Overall)
Race State	Finished



Thomas Farms RC Murray Bridge SA - Professional

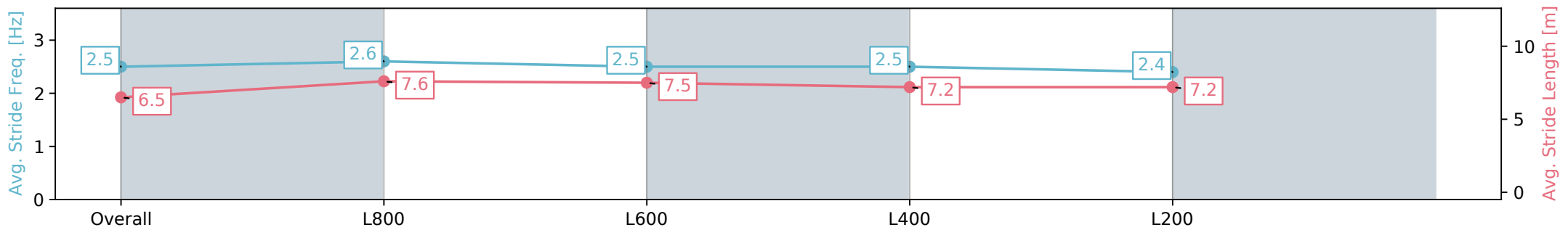
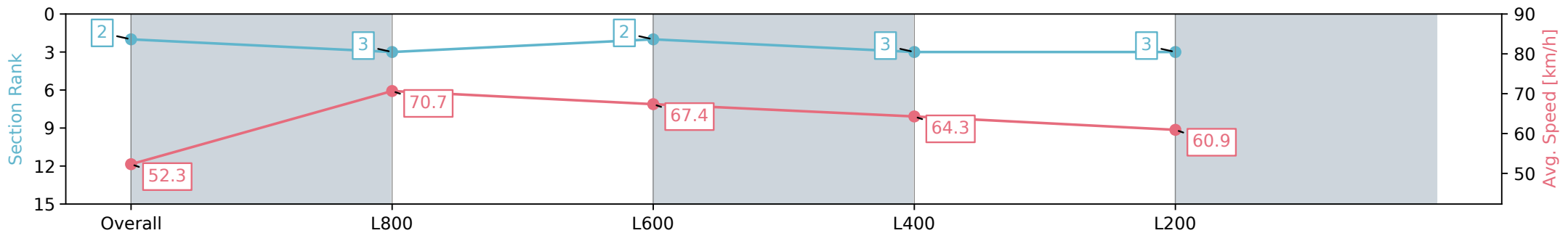
Race 2: Fred Vella Tyre & Crash Repair Maiden Plate - 1000m

04 September 2024 - 12:46PM

Track Rating: Good 4, Weather: Fine, Rail Position: +7.5m, chute 1200m +4.5



Section	Overall	L800	L600	L400	L200
Section Times	0:58.09 [2] (0:13.78)	0:44.31 [3] (0:10.41)	0:33.90 [2] (0:10.89)	0:23.01 [3] (0:11.19)	0:11.82 [3] (0:11.82)
Average Speed [km/h]	52.3	70.7	67.4	64.3	60.9
Top Speed [km/h]	69.0	71.5	69.3	66.4	62.7
Avg. Dist. to Rail [m]	4.0	6.2	4.8	7.2	9.8
Avg. Stride Freq. [Hz]	2.5	2.6	2.5	2.5	2.4
Avg. Stride Length [m]	6.5	7.6	7.5	7.2	7.2



- [] Ranking at each section and finish
- :-:- No data available at this section
- NA No data available

Horse/Jockey Name	REPTILIAN/Dylan Caboche
Finish Rank	3
Fastest Section Time (Section)	0:10.63 (L800)
Top Speed [km/h] (Section)	70.0 (Overall)
Race State	Finished



Thomas Farms RC Murray Bridge SA - Professional

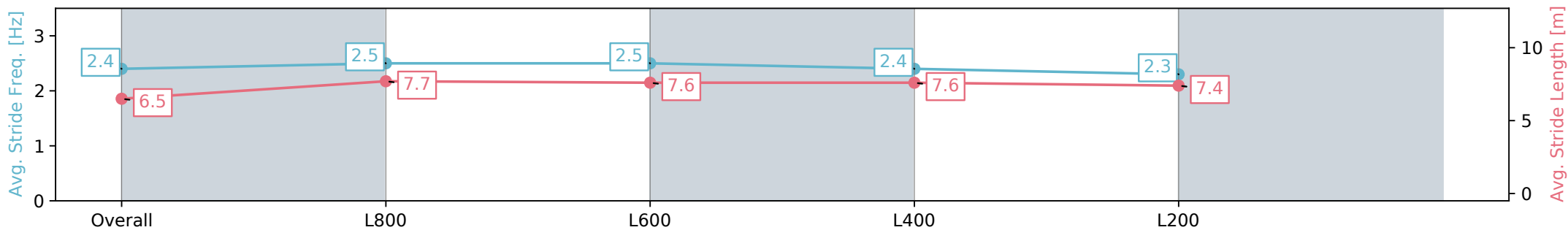
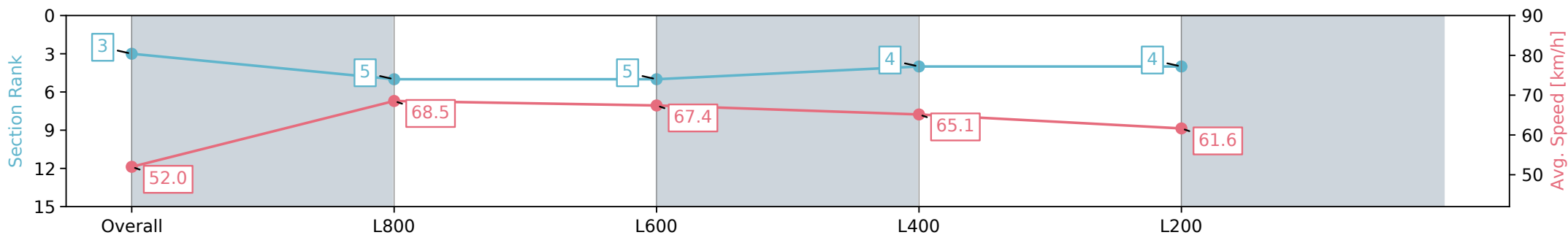
Race 2: Fred Vella Tyre & Crash Repair Maiden Plate - 1000m

04 September 2024 - 12:46PM

Track Rating: Good 4, Weather: Fine, Rail Position: +7.5m, chute 1200m +4.5



Section	Overall	L800	L600	L400	L200
Section Times	0:58.10 [3] (0:13.87)	0:44.23 [5] (0:10.63)	0:33.60 [5] (0:10.87)	0:22.73 [4] (0:11.05)	0:11.68 [4] (0:11.68)
Average Speed [km/h]	52.0	68.5	67.4	65.1	61.6
Top Speed [km/h]	69.2	70.0	68.3	67.3	63.8
Avg. Dist. to Rail [m]	0.5	3.0	4.6	5.9	4.9
Avg. Stride Freq. [Hz]	2.4	2.5	2.5	2.4	2.3
Avg. Stride Length [m]	6.5	7.7	7.6	7.6	7.4



[] Ranking at each section and finish
 -:-:- No data available at this section
 NA No data available

Horse/Jockey Name	VELVET GEM/Alice Lindsay
Finish Rank	4
Fastest Section Time (Section)	0:10.62 (L800)
Top Speed [km/h] (Section)	70.0 (Overall)
Race State	Finished



Thomas Farms RC Murray Bridge SA - Professional

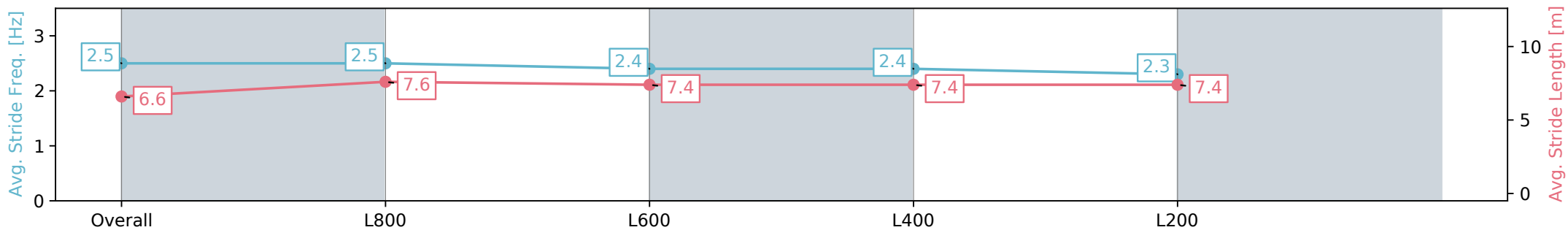
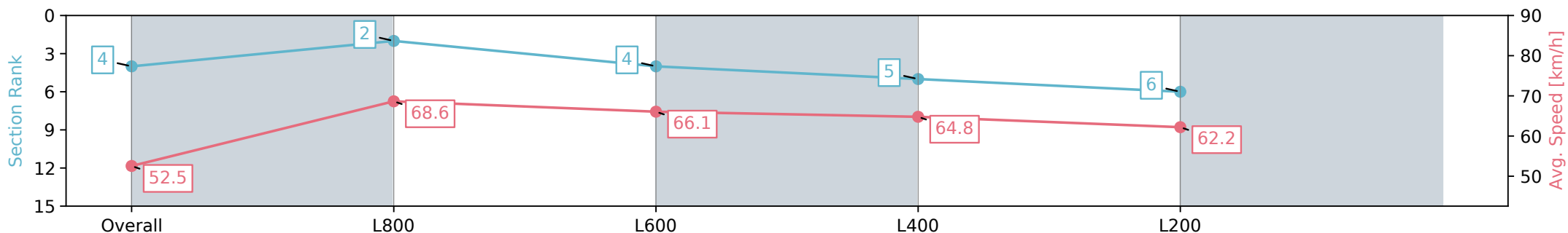
Race 2: Fred Vella Tyre & Crash Repair Maiden Plate - 1000m

04 September 2024 - 12:46PM

Track Rating: Good 4, Weather: Fine, Rail Position: +7.5m, chute 1200m +4.5



Section	Overall	L800	L600	L400	L200
Section Times	0:58.17 [4] (0:13.71)	0:44.46 [2] (0:10.62)	0:33.84 [4] (0:11.13)	0:22.71 [5] (0:11.13)	0:11.58 [6] (0:11.57)
Average Speed [km/h]	52.5	68.6	66.1	64.8	62.2
Top Speed [km/h]	69.4	70.0	66.9	66.0	63.2
Avg. Dist. to Rail [m]	1.2	3.5	5.5	8.8	8.8
Avg. Stride Freq. [Hz]	2.5	2.5	2.4	2.4	2.3
Avg. Stride Length [m]	6.6	7.6	7.4	7.4	7.4



[] Ranking at each section and finish
 -:-:- No data available at this section
 NA No data available

Horse/Jockey Name	ALIBIS/Callan Murray
Finish Rank	5
Fastest Section Time (Section)	0:10.49 (L800)
Top Speed [km/h] (Section)	71.5 (Overall)
Race State	Finished



Thomas Farms RC Murray Bridge SA - Professional

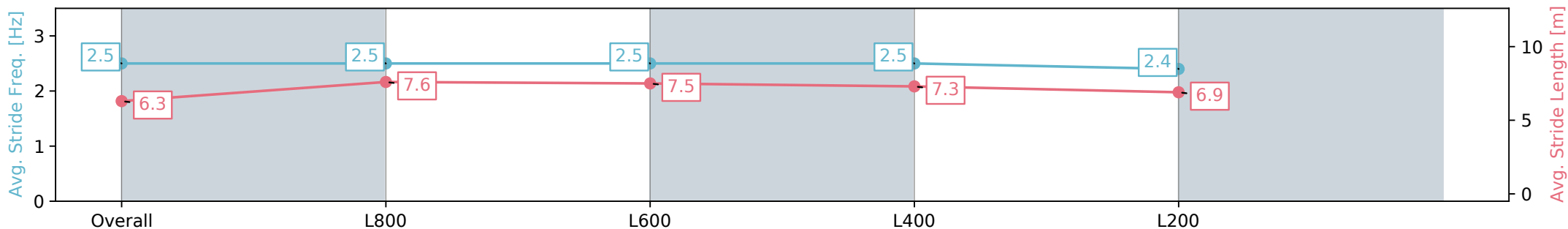
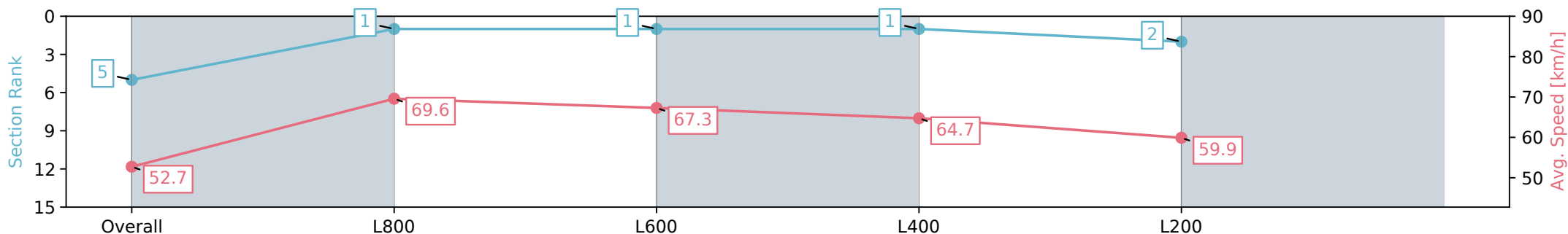
Race 2: Fred Vella Tyre & Crash Repair Maiden Plate - 1000m

04 September 2024 - 12:46PM

Track Rating: Good 4, Weather: Fine, Rail Position: +7.5m, chute 1200m +4.5



Section	Overall	L800	L600	L400	L200
Section Times	0:58.18 [5] (0:13.66)	0:44.52 [1] (0:10.49)	0:34.03 [1] (0:10.89)	0:23.14 [1] (0:11.12)	0:12.02 [2] (0:12.02)
Average Speed [km/h]	52.7	69.6	67.3	64.7	59.9
Top Speed [km/h]	71.1	71.5	68.1	68.0	62.7
Avg. Dist. to Rail [m]	4.5	3.8	4.5	5.6	6.0
Avg. Stride Freq. [Hz]	2.5	2.5	2.5	2.5	2.4
Avg. Stride Length [m]	6.3	7.6	7.5	7.3	6.9



- [] Ranking at each section and finish
- :-:- No data available at this section
- NA No data available

Horse/Jockey Name	LUDO/Alana Livesey
Finish Rank	6
Fastest Section Time (Section)	0:10.50 (L800)
Top Speed [km/h] (Section)	70.7 (Overall)
Race State	Finished



Thomas Farms RC Murray Bridge SA - Professional

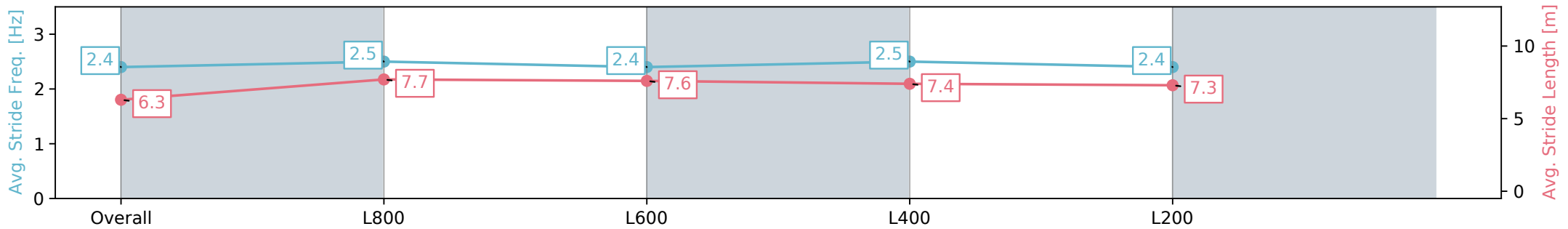
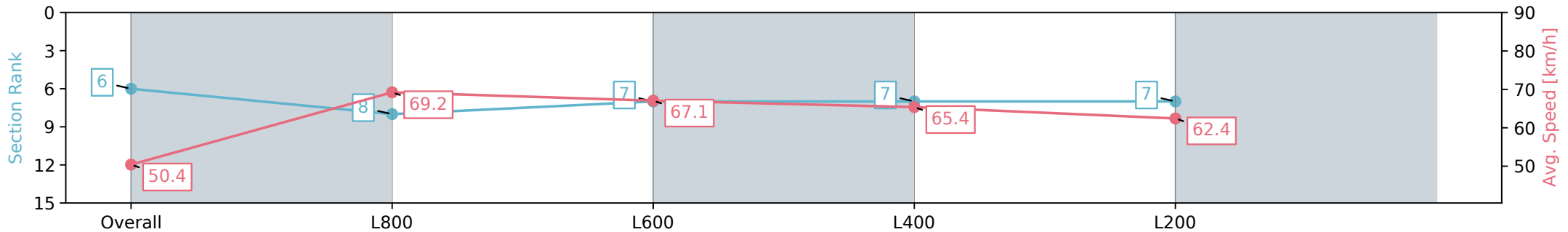
Race 2: Fred Vella Tyre & Crash Repair Maiden Plate - 1000m

04 September 2024 - 12:46PM

Track Rating: Good 4, Weather: Fine, Rail Position: +7.5m, chute 1200m +4.5



Section	Overall	L800	L600	L400	L200
Section Times	0:58.23 [6] (0:14.28)	0:43.94 [8] (0:10.50)	0:33.44 [7] (0:10.89)	0:22.55 [7] (0:11.01)	0:11.54 [7] (0:11.54)
Average Speed [km/h]	50.4	69.2	67.1	65.4	62.4
Top Speed [km/h]	69.4	70.7	67.8	66.7	63.6
Avg. Dist. to Rail [m]	0.9	2.6	3.4	4.7	5.3
Avg. Stride Freq. [Hz]	2.4	2.5	2.4	2.5	2.4
Avg. Stride Length [m]	6.3	7.7	7.6	7.4	7.3



- [] Ranking at each section and finish
- :-:- No data available at this section
- NA No data available

Horse/Jockey Name	HEDGED YOUR BETS/Jake Toeroek
Finish Rank	7
Fastest Section Time (Section)	0:10.59 (L800)
Top Speed [km/h] (Section)	69.4 (Overall)
Race State	Finished



Thomas Farms RC Murray Bridge SA - Professional

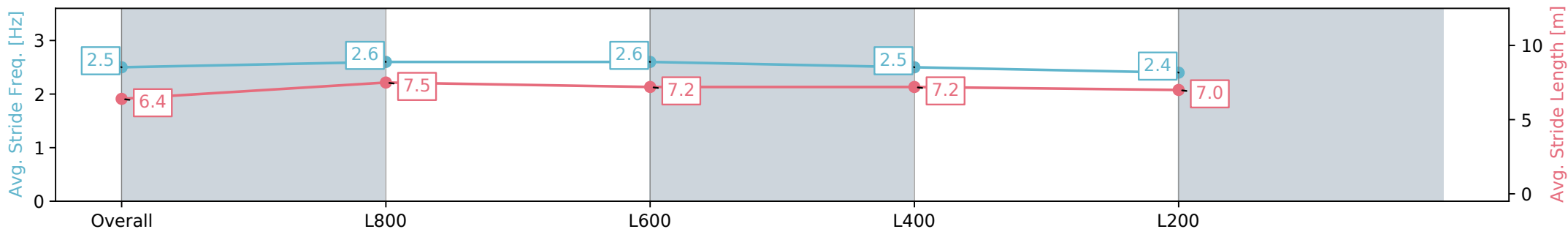
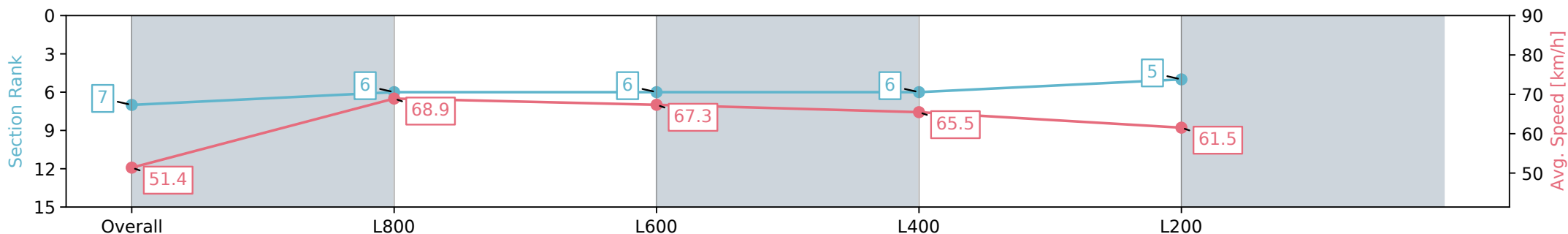
Race 2: Fred Vella Tyre & Crash Repair Maiden Plate - 1000m

04 September 2024 - 12:46PM

Track Rating: Good 4, Weather: Fine, Rail Position: +7.5m, chute 1200m +4.5



Section	Overall	L800	L600	L400	L200
Section Times	0:58.27 [7] (0:14.04)	0:44.23 [6] (0:10.59)	0:33.64 [6] (0:10.94)	0:22.70 [6] (0:10.99)	0:11.71 [5] (0:11.71)
Average Speed [km/h]	51.4	68.9	67.3	65.5	61.5
Top Speed [km/h]	68.7	69.4	67.9	67.6	63.8
Avg. Dist. to Rail [m]	2.9	3.9	5.7	10.0	11.6
Avg. Stride Freq. [Hz]	2.5	2.6	2.6	2.5	2.4
Avg. Stride Length [m]	6.4	7.5	7.2	7.2	7.0



- [] Ranking at each section and finish
- :-:- No data available at this section
- NA No data available

Horse/Jockey Name	ROCKTAGON/Caitlyn Munro
Finish Rank	8
Fastest Section Time (Section)	0:10.75 (L800)
Top Speed [km/h] (Section)	69.1 (Overall)
Race State	Finished



Thomas Farms RC Murray Bridge SA - Professional

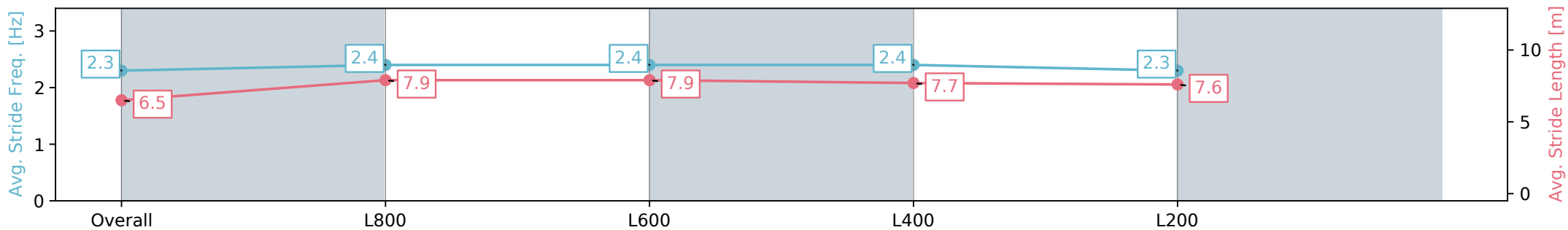
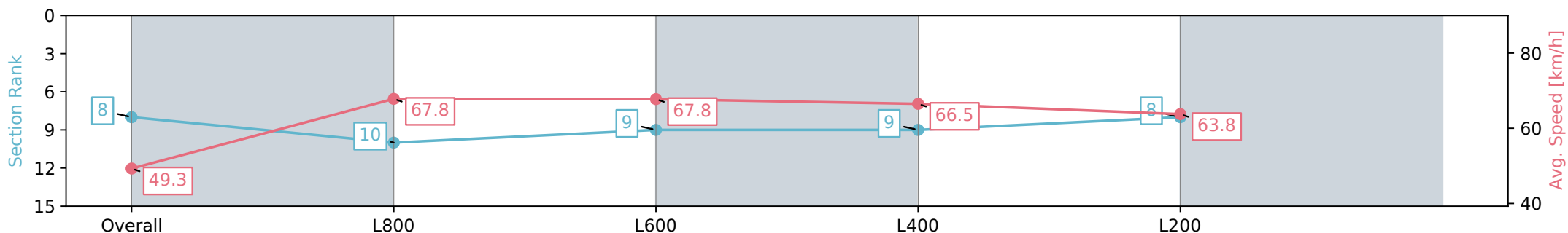
Race 2: Fred Vella Tyre & Crash Repair Maiden Plate - 1000m

04 September 2024 - 12:46PM

Track Rating: Good 4, Weather: Fine, Rail Position: +7.5m, chute 1200m +4.5



Section	Overall	L800	L600	L400	L200
Section Times	0:58.37 [8] (0:14.62)	0:43.75 [10] (0:10.75)	0:33.00 [9] (0:10.87)	0:22.13 [9] (0:10.83)	0:11.30 [8] (0:11.30)
Average Speed [km/h]	49.3	67.8	67.8	66.5	63.8
Top Speed [km/h]	65.1	69.1	68.7	67.8	65.1
Avg. Dist. to Rail [m]	0.6	3.3	6.0	9.3	11.0
Avg. Stride Freq. [Hz]	2.3	2.4	2.4	2.4	2.3
Avg. Stride Length [m]	6.5	7.9	7.9	7.7	7.6



- [] Ranking at each section and finish
- :-:- No data available at this section
- NA No data available

Horse/Jockey Name	I'M PAMPERED/Zoe Lloyd
Finish Rank	9
Fastest Section Time (Section)	0:10.62 (L800)
Top Speed [km/h] (Section)	70.3 (Overall)
Race State	Finished



Thomas Farms RC Murray Bridge SA - Professional

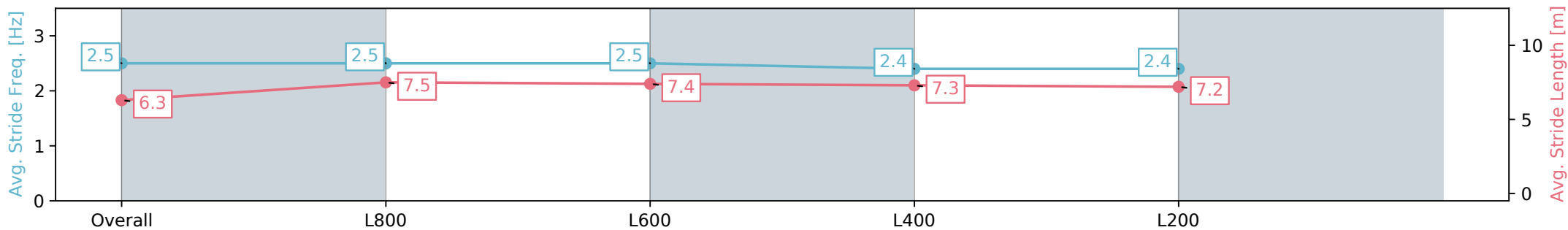
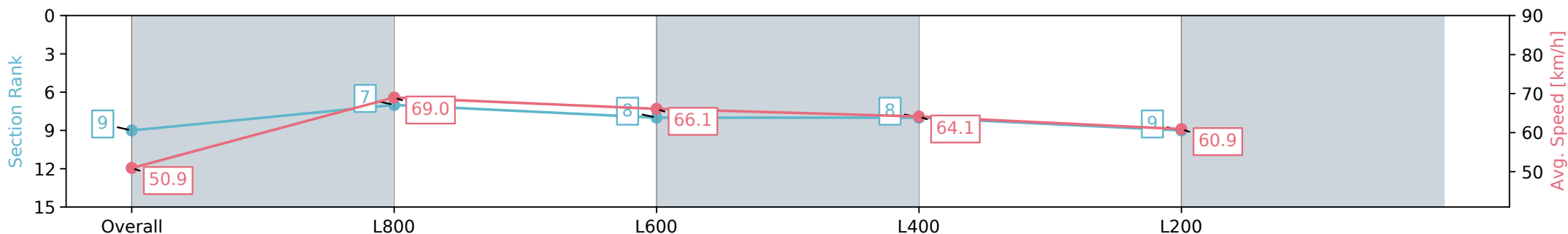
Race 2: Fred Vella Tyre & Crash Repair Maiden Plate - 1000m

04 September 2024 - 12:46PM

Track Rating: Good 4, Weather: Fine, Rail Position: +7.5m, chute 1200m +4.5



Section	Overall	L800	L600	L400	L200
Section Times	0:59.03 [9] (0:14.18)	0:44.85 [7] (0:10.62)	0:34.23 [8] (0:11.19)	0:23.04 [8] (0:11.23)	0:11.81 [9] (0:11.81)
Average Speed [km/h]	50.9	69.0	66.1	64.1	60.9
Top Speed [km/h]	68.0	70.3	67.2	66.3	63.4
Avg. Dist. to Rail [m]	5.0	5.3	6.5	9.2	10.7
Avg. Stride Freq. [Hz]	2.5	2.5	2.5	2.4	2.4
Avg. Stride Length [m]	6.3	7.5	7.4	7.3	7.2



- [] Ranking at each section and finish
- :-:- No data available at this section
- NA No data available

Horse/Jockey Name	HOOKED ON JIMMY/Ivy Lam
Finish Rank	10
Fastest Section Time (Section)	0:10.93 (L400)
Top Speed [km/h] (Section)	67.8 (L800)
Race State	Finished



Thomas Farms RC Murray Bridge SA - Professional

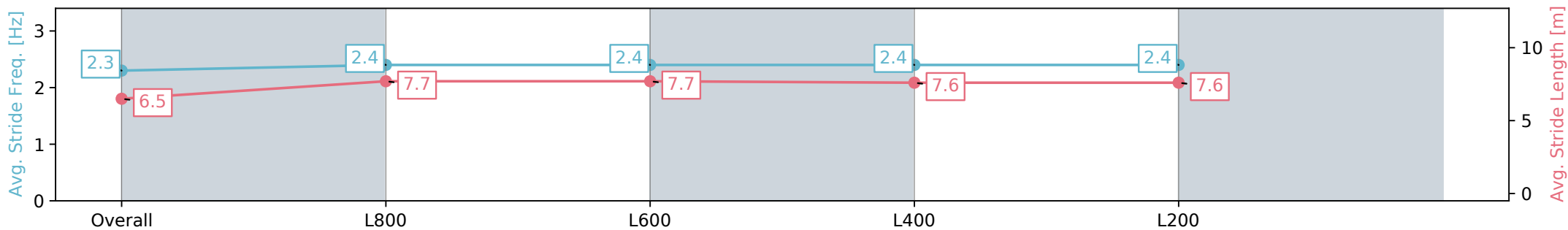
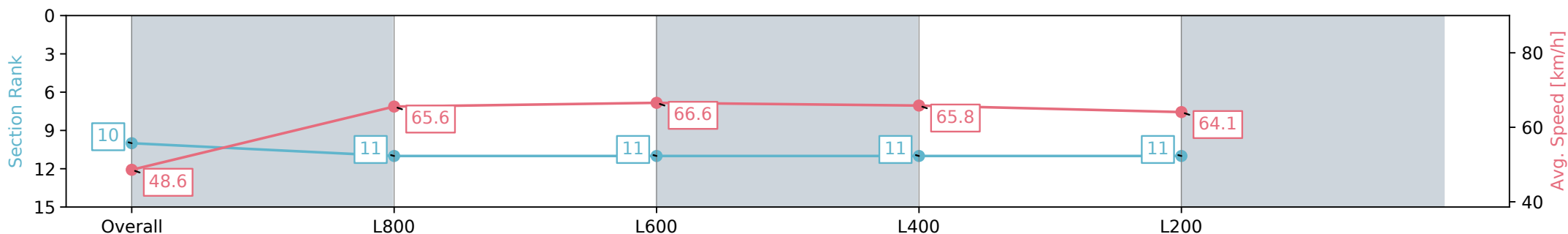
Race 2: Fred Vella Tyre & Crash Repair Maiden Plate - 1000m

04 September 2024 - 12:46PM

Track Rating: Good 4, Weather: Fine, Rail Position: +7.5m, chute 1200m +4.5



Section	Overall	L800	L600	L400	L200
Section Times	0:59.07 [10] (0:14.86)	0:44.21 [11] (0:11.07)	0:33.14 [11] (0:10.97)	0:22.17 [11] (0:10.93)	0:11.24 [11] (0:11.24)
Average Speed [km/h]	48.6	65.6	66.6	65.8	64.1
Top Speed [km/h]	63.6	67.2	67.8	67.4	66.1
Avg. Dist. to Rail [m]	4.2	3.2	3.4	8.0	8.0
Avg. Stride Freq. [Hz]	2.3	2.4	2.4	2.4	2.4
Avg. Stride Length [m]	6.5	7.7	7.7	7.6	7.6



- [] Ranking at each section and finish
- :-:- No data available at this section
- NA No data available

Horse/Jockey Name	THAMOKEE/Tala Hutchinson
Finish Rank	11
Fastest Section Time (Section)	0:11.02 (L800)
Top Speed [km/h] (Section)	68.1 (L800)
Race State	Finished



Thomas Farms RC Murray Bridge SA - Professional

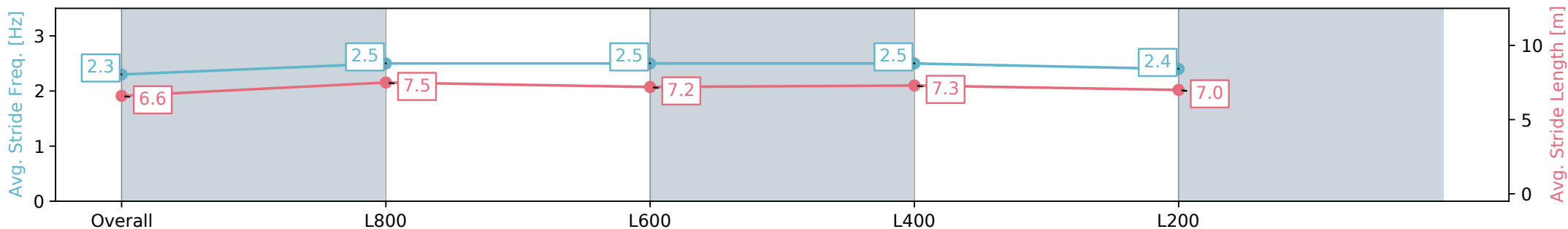
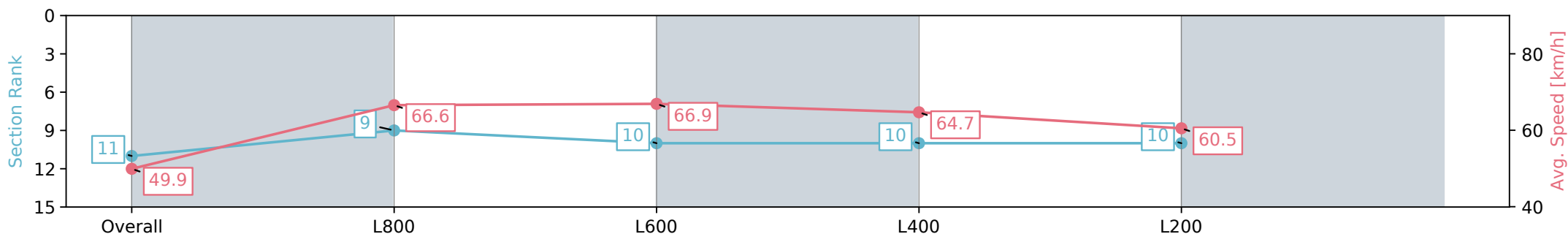
Race 2: Fred Vella Tyre & Crash Repair Maiden Plate - 1000m

04 September 2024 - 12:46PM

Track Rating: Good 4, Weather: Fine, Rail Position: +7.5m, chute 1200m +4.5



Section	Overall	L800	L600	L400	L200
Section Times	0:59.55 [11] (0:14.44)	0:45.11 [9] (0:11.02)	0:34.09 [10] (0:11.08)	0:23.01 [10] (0:11.12)	0:11.89 [10] (0:11.89)
Average Speed [km/h]	49.9	66.6	66.9	64.7	60.5
Top Speed [km/h]	66.5	67.9	68.1	66.5	62.9
Avg. Dist. to Rail [m]	6.4	5.4	6.8	11.1	13.1
Avg. Stride Freq. [Hz]	2.3	2.5	2.5	2.5	2.4
Avg. Stride Length [m]	6.6	7.5	7.2	7.3	7.0



- [] Ranking at each section and finish
- :-:- No data available at this section
- NA No data available

Horse/Jockey Name	MISS PANTHERLOT/Ben Price
Finish Rank	12
Fastest Section Time (Section)	0:11.22 (L800)
Top Speed [km/h] (Section)	66.1 (Overall)
Race State	Finished



Thomas Farms RC Murray Bridge SA - Professional

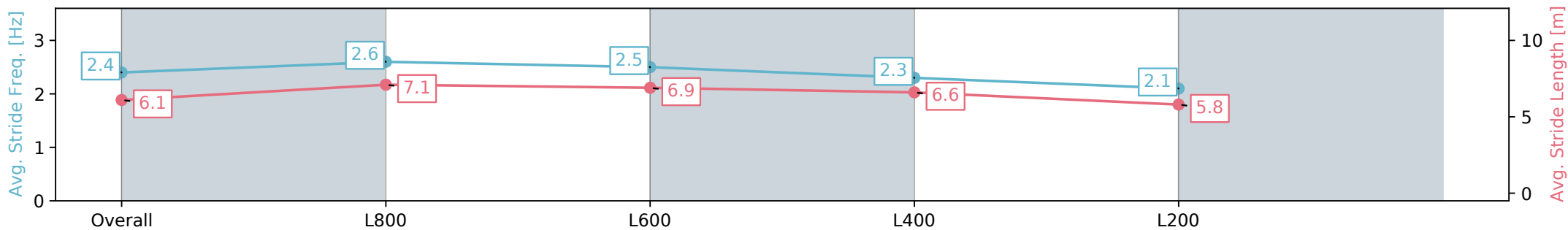
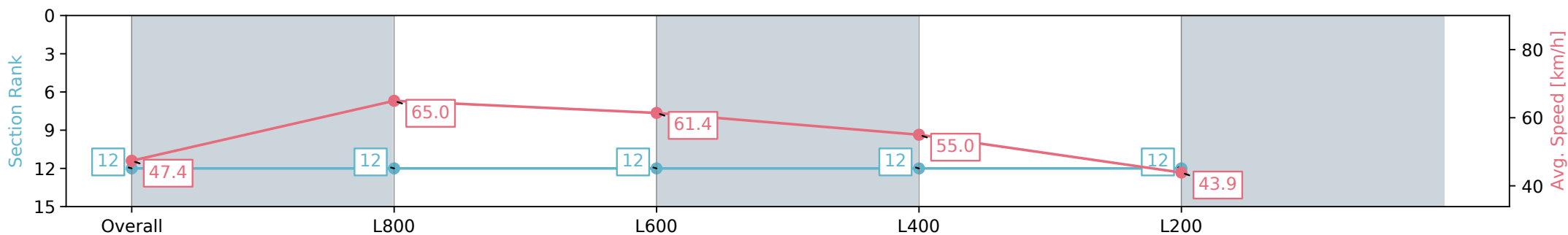
Race 2: Fred Vella Tyre & Crash Repair Maiden Plate - 1000m

04 September 2024 - 12:46PM

Track Rating: Good 4, Weather: Fine, Rail Position: +7.5m, chute 1200m +4.5



Section	Overall	L800	L600	L400	L200
Section Times	1:07.93 [12] (0:15.21)	0:52.72 [12] (0:11.22)	0:41.50 [12] (0:12.01)	0:29.49 [12] (0:13.07)	0:16.42 [12] (0:16.42)
Average Speed [km/h]	47.4	65.0	61.4	55.0	43.9
Top Speed [km/h]	65.2	66.1	63.2	58.6	51.0
Avg. Dist. to Rail [m]	1.5	3.6	5.8	7.7	8.0
Avg. Stride Freq. [Hz]	2.4	2.6	2.5	2.3	2.1
Avg. Stride Length [m]	6.1	7.1	6.9	6.6	5.8



- [] Ranking at each section and finish
- :-:- No data available at this section
- NA No data available