



RACINGSA

Thomas Farms RC Murray Bridge SA

Race 9: The Murray Bridge Hotel Rating 0 - 56 Handicap - 1200m

14 August 2024 - 5:21PM



Murray Bridge
Racing Club

Track Rating: Good 4, Weather: Fine, Rail Position: +1.5m 1200m Ch., +4.5m Remainder

Section												Overall	L1000	L800	L600	L400	L200		
Field Times												1:10.62 (0:13.86)	0:56.76 (0:10.71)	0:46.05 (0:10.93)	0:35.12 (0:11.32)	0:23.80 (0:11.51)	0:12.28 (0:12.28)		
Position	#	Horse/Jockey	Barrier	Top Speed [km/h]	Fastest Section	First 400m							Margin	Distance Travelled From Winner [m]					
1	2	GUSTY WAY Jake Toeroek	4	68.6 1000-800	0:10.71 1000-800	0:24.80	1:10.62 (0:14.09)	0:56.53 [4] (0:10.71)	0:45.82 [4] (0:10.87)	0:34.95 [3] (0:11.22)	0:23.73 [3] (0:11.44)	0:12.29 [1] (0:12.28)	1:10.62						
2	3	STREETCAR APOLLO Ben Price	5	67.9 1200-1000	0:10.71 1000-800	0:24.56	1:10.97 (0:13.86)	0:57.11 [1] (0:10.71)	0:46.40 [1] (0:11.04)	0:35.36 [2] (0:11.20)	0:24.16 [1] (0:11.54)	0:12.62 [2] (0:12.62)	2.2L	-3					
3	14	LIMBERING Jessica Eaton	2	67.8 1000-800	0:10.79 1000-800	0:24.67	1:10.99 (0:13.88)	0:57.11 [2] (0:10.79)	0:46.32 [2] (0:10.82)	0:35.50 [1] (0:11.33)	0:24.17 [2] (0:11.54)	0:12.63 [3] (0:12.63)	2.3L	-3					
4	1	EIGHT ON THE DOT Caitlin Tootell	3	68.0 1000-800	0:10.92 1000-800	0:25.69	1:11.21 (0:14.77)	0:56.44 [15] (0:10.92)	0:45.52 [14] (0:10.92)	0:34.60 [14] (0:11.20)	0:23.40 [12] (0:11.28)	0:12.12 [7] (0:12.12)	3.7L	-4					
5	6	PINCHBECK Tala Hutchinson	8	68.5 1000-800	0:10.71 1000-800	0:24.82	1:11.33 (0:14.11)	0:57.22 [5] (0:10.71)	0:46.51 [5] (0:11.07)	0:35.44 [5] (0:11.42)	0:24.02 [5] (0:11.60)	0:12.42 [4] (0:12.42)	4.4L	+2					
6	11	NOT A SINGLE BID Jason Holder	16	68.3 1000-800	0:10.90 1000-800	0:25.53	1:11.47 (0:14.63)	0:56.84 [12] (0:10.90)	0:45.94 [13] (0:10.91)	0:35.03 [12] (0:11.24)	0:23.79 [10] (0:11.57)	0:12.21 [9] (0:12.21)	5.3L	+3					
7	4	GRUELLING Nichola Yuen	13	67.3 1200-1000	0:10.89 1000-800	0:25.36	1:11.52 (0:14.47)	0:57.05 [10] (0:10.89)	0:46.16 [11] (0:11.00)	0:35.16 [9] (0:11.32)	0:23.84 [9] (0:11.53)	0:12.31 [8] (0:12.31)	5.7L	+3					
8	12	BERKINSON Brooke King	1	67.9 1000-800	0:10.76 1000-800	0:24.91	1:11.64 (0:14.15)	0:57.49 [7] (0:10.76)	0:46.73 [6] (0:11.09)	0:35.64 [6] (0:11.39)	0:24.25 [6] (0:11.64)	0:12.61 [6] (0:12.61)	6.4L	+1					
9	17	GENERAL MINT Rochelle Milnes	20	67.8 1000-800	0:10.70 1000-800	0:24.68	1:11.79 (0:13.98)	0:57.81 [3] (0:10.70)	0:47.11 [3] (0:11.03)	0:36.08 [4] (0:11.53)	0:24.55 [4] (0:11.73)	0:12.82 [5] (0:12.82)	7.3L	+5					
10	9	TRAK CHILLER Alana Livesey	14	68.5 1000-800	0:10.92 1000-800	0:25.28	1:11.96 (0:14.36)	0:57.60 [9] (0:10.92)	0:46.68 [9] (0:11.11)	0:35.57 [10] (0:11.28)	0:24.29 [8] (0:11.71)	0:12.58 [12] (0:12.57)	8.4L	+3					

Scratched: Crown Moshe (#16), Real Roy (#18), Rizski (#19), Colorado Bulldog (#20)

Report Created: Wed 14 August 2024 18:13:18 GMT+10 (Note: Timing is based on positional data)

- [] Position in running at each section and finish
- #: Saddle cloth number
- :--:-- No data available at this section
- DNF Did not finish
- NA No data available
- DNT Did not track
- █ Background shading for fastest section



RACINGSA

Thomas Farms RC Murray Bridge SA

Race 9: The Murray Bridge Hotel Rating 0 - 56 Handicap - 1200m

14 August 2024 - 5:21PM

Track Rating: Good 4, Weather: Fine, Rail Position: +1.5m 1200m Ch., +4.5m Remainder



Murray Bridge
Racing Club

Section Field Times							Overall	L1000	L800	L600	L400	L200		
							1:10.62 (0:13.86)	0:56.76 (0:10.71)	0:46.05 (0:10.93)	0:35.12 (0:11.32)	0:23.80 (0:11.51)	0:12.28 (0:12.28)		
Position	#	Horse/Jockey	Barrier	Top Speed [km/h]	Fastest Section	First 400m						Margin	Distance Travelled From Winner [m]	
11	7	HAUNUI Sophie Logan	11	67.1 1200-1000	0:10.82 1000-800	0:25.15	1:12.00 (0:14.33)	0:57.67 [8] (0:10.82)	0:46.85 [8] (0:11.09)	0:35.76 [8] (0:11.39)	0:24.37 [7] (0:11.66)	0:12.71 [10] (0:12.71)	8.6L	-3
12	8	LAVA LAD Samuel Payne	12	68.0 1000-800	0:11.00 1000-800	0:25.12	1:12.01 (0:14.12)	0:57.89 [6] (0:11.00)	0:46.89 [7] (0:11.01)	0:35.88 [7] (0:11.62)	0:24.26 [11] (0:11.56)	0:12.70 [11] (0:12.70)	8.7L	+3
13	10	ARCHDEACON Sophie Mitchell	10	68.5 1200-1000	0:10.80 1000-800	0:25.45	1:12.06 (0:14.65)	0:57.41 [13] (0:10.80)	0:46.61 [12] (0:11.07)	0:35.54 [13] (0:11.37)	0:24.17 [13] (0:11.68)	0:12.49 [13] (0:12.49)	9.0L	+0
14	5	HIT THE SLOPES Kayla Crowther	19	67.7 1000-800	0:10.89 800-600	0:26.01	1:12.06 (0:14.96)	0:57.10 [16] (0:11.05)	0:46.05 [16] (0:10.89)	0:35.16 [15] (0:11.25)	0:23.91 [15] (0:11.50)	0:12.41 [14] (0:12.41)	9.0L	+3
15	13	READY SET TAP Stacey Metcalfe	17	67.9 1000-800	0:11.05 800-600	0:25.99	1:12.39 (0:14.73)	0:57.66 [14] (0:11.26)	0:46.40 [15] (0:11.05)	0:35.35 [16] (0:11.45)	0:23.90 [16] (0:11.48)	0:12.42 [15] (0:12.42)	11.1L	+5
16	15	SELLIX Anna Jordsjo	9	67.5 1200-1000	0:10.79 1000-800	0:25.36	1:13.06 (0:14.56)	0:58.49 [11] (0:10.79)	0:47.70 [10] (0:11.07)	0:36.63 [11] (0:11.57)	0:25.05 [14] (0:11.98)	0:13.07 [16] (0:13.07)	15.3L	+2

Scratched: Crown Moshe (#16), Real Roy (#18), Rizski (#19), Colorado Bulldog (#20)

- [] Position in running at each section and finish
- #: Saddle cloth number
- :--:-- No data available at this section
- DNF Did not finish
- NA No data available
- DNT Did not track
- █ Background shading for fastest section

Horse/Jockey Name	GUSTY WAY/Jake Toeroek
Finish Rank	1
Fastest Section Time (Section)	0:10.71 (L1000)
Top Speed [km/h] (Section)	68.6 (L1000)
Race State	Finished



Thomas Farms RC Murray Bridge SA - Professional

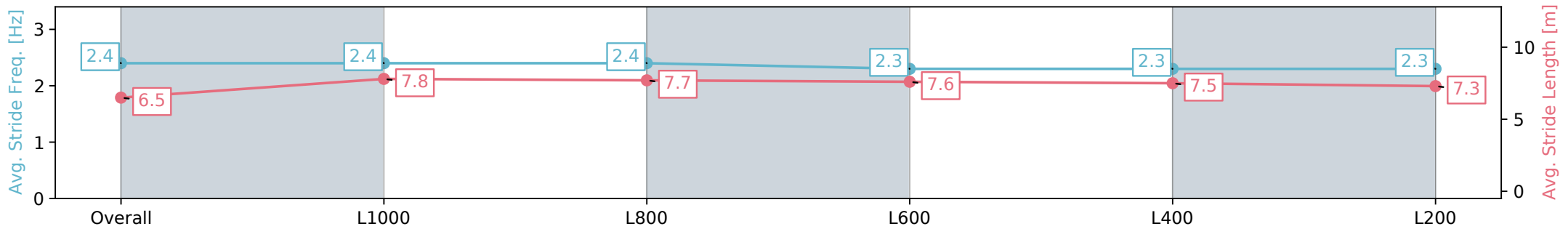
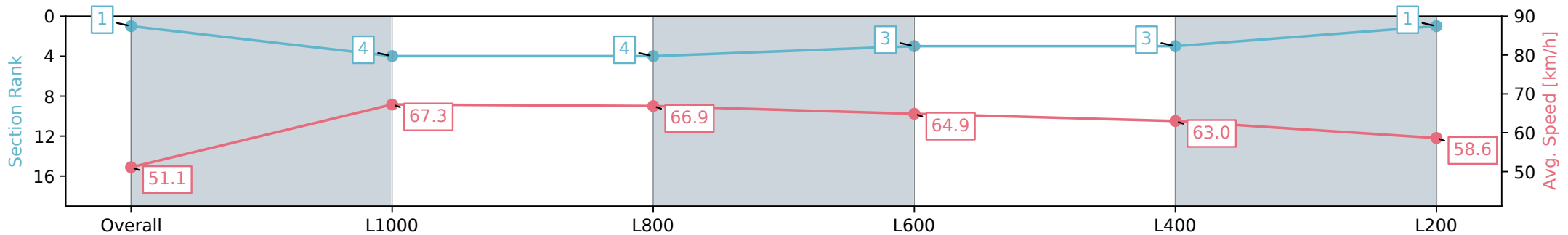
Race 9: The Murray Bridge Hotel Rating 0 - 56 Handicap - 1200m

14 August 2024 - 5:21PM

Track Rating: Good 4, Weather: Fine, Rail Position: +1.5m 1200m Ch., +4.5m Remainder



Section	Overall	L1000	L800	L600	L400	L200
Section Times	1:10.62 [1] (0:14.09)	0:56.53 [4] (0:10.71)	0:45.82 [4] (0:10.87)	0:34.95 [3] (0:11.22)	0:23.73 [3] (0:11.44)	0:12.29 [1] (0:12.28)
Average Speed [km/h]	51.1	67.3	66.9	64.9	63.0	58.6
Top Speed [km/h]	66.9	68.1	68.6	65.6	65.4	60.8
Avg. Dist. to Rail [m]	3.0	1.0	2.8	3.1	6.1	8.4
Avg. Stride Freq. [Hz]	2.4	2.4	2.4	2.3	2.3	2.3
Avg. Stride Length [m]	6.5	7.8	7.7	7.6	7.5	7.3



- [] Ranking at each section and finish
- :-:- No data available at this section
- NA No data available

Horse/Jockey Name	STREETCAR APOLLO/Ben Price
Finish Rank	2
Fastest Section Time (Section)	0:10.71 (L1000)
Top Speed [km/h] (Section)	67.9 (Overall)
Race State	Finished



Thomas Farms RC Murray Bridge SA - Professional

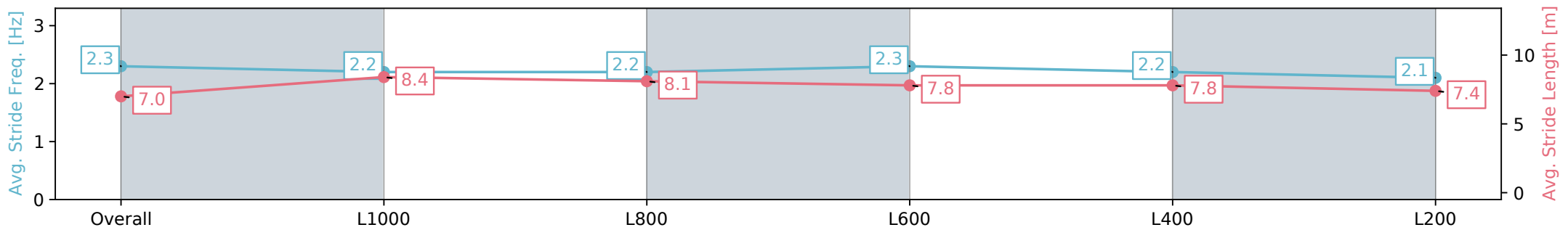
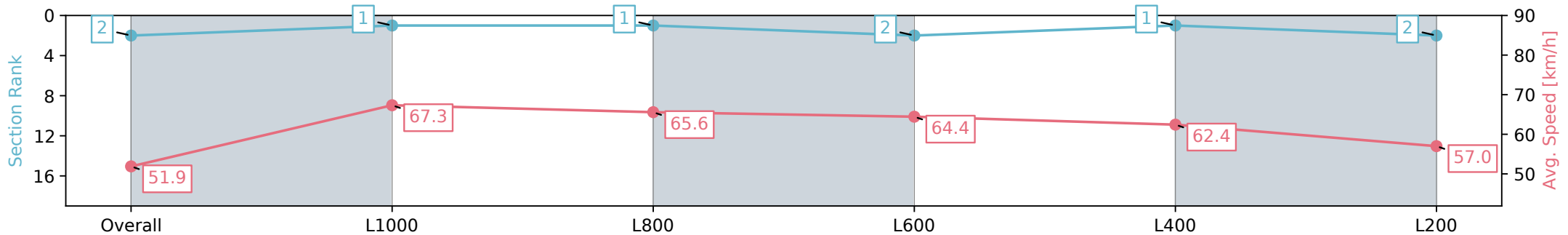
Race 9: The Murray Bridge Hotel Rating 0 - 56 Handicap - 1200m

14 August 2024 - 5:21PM

Track Rating: Good 4, Weather: Fine, Rail Position: +1.5m 1200m Ch., +4.5m Remainder



Section	Overall	L1000	L800	L600	L400	L200
Section Times	1:10.97 [2] (0:13.86)	0:57.11 [1] (0:10.71)	0:46.40 [1] (0:11.04)	0:35.36 [2] (0:11.20)	0:24.16 [1] (0:11.54)	0:12.62 [2] (0:12.62)
Average Speed [km/h]	51.9	67.3	65.6	64.4	62.4	57.0
Top Speed [km/h]	67.6	67.9	67.6	65.3	64.7	59.6
Avg. Dist. to Rail [m]	3.3	0.7	2.0	1.0	4.7	6.9
Avg. Stride Freq. [Hz]	2.3	2.2	2.2	2.3	2.2	2.1
Avg. Stride Length [m]	7.0	8.4	8.1	7.8	7.8	7.4



- [] Ranking at each section and finish
- :-:- No data available at this section
- NA No data available

Horse/Jockey Name	LIMBERING/Jessica Eaton
Finish Rank	3
Fastest Section Time (Section)	0:10.79 (L1000)
Top Speed [km/h] (Section)	67.8 (L1000)
Race State	Finished



Thomas Farms RC Murray Bridge SA - Professional

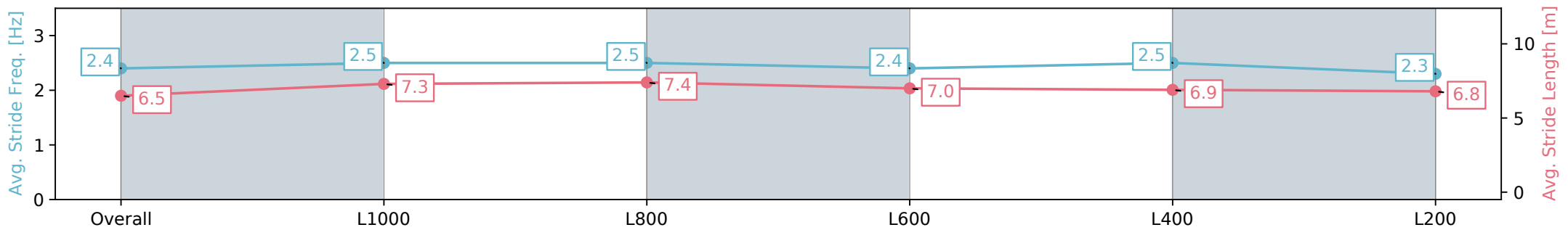
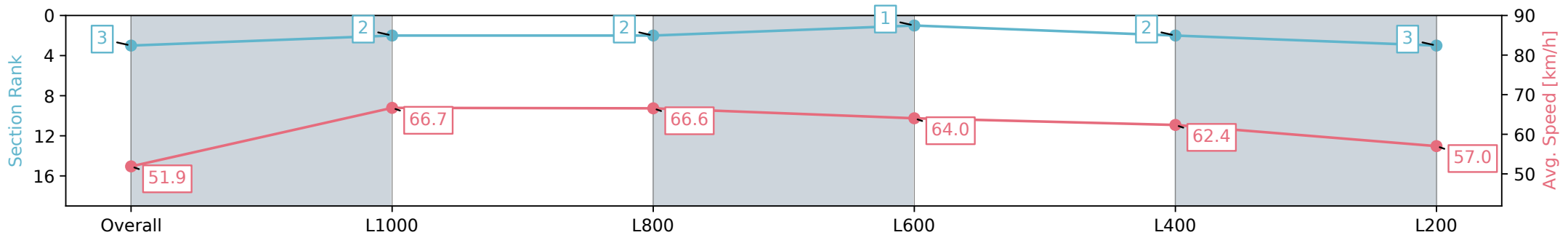
Race 9: The Murray Bridge Hotel Rating 0 - 56 Handicap - 1200m

14 August 2024 - 5:21PM

Track Rating: Good 4, Weather: Fine, Rail Position: +1.5m 1200m Ch., +4.5m Remainder



Section	Overall	L1000	L800	L600	L400	L200
Section Times	1:10.99 [3] (0:13.88)	0:57.11 [2] (0:10.79)	0:46.32 [2] (0:10.82)	0:35.50 [1] (0:11.33)	0:24.17 [2] (0:11.54)	0:12.63 [3] (0:12.63)
Average Speed [km/h]	51.9	66.7	66.6	64.0	62.4	57.0
Top Speed [km/h]	66.6	67.0	67.8	65.9	64.6	58.8
Avg. Dist. to Rail [m]	2.3	0.8	0.5	2.2	5.2	5.0
Avg. Stride Freq. [Hz]	2.4	2.5	2.5	2.4	2.5	2.3
Avg. Stride Length [m]	6.5	7.3	7.4	7.0	6.9	6.8



- [] Ranking at each section and finish
- :-:- No data available at this section
- NA No data available

Horse/Jockey Name	EIGHT ON THE DOT/Caitlin Tootell
Finish Rank	4
Fastest Section Time (Section)	0:10.92 (L1000)
Top Speed [km/h] (Section)	68.0 (L1000)
Race State	Finished



Thomas Farms RC Murray Bridge SA - Professional

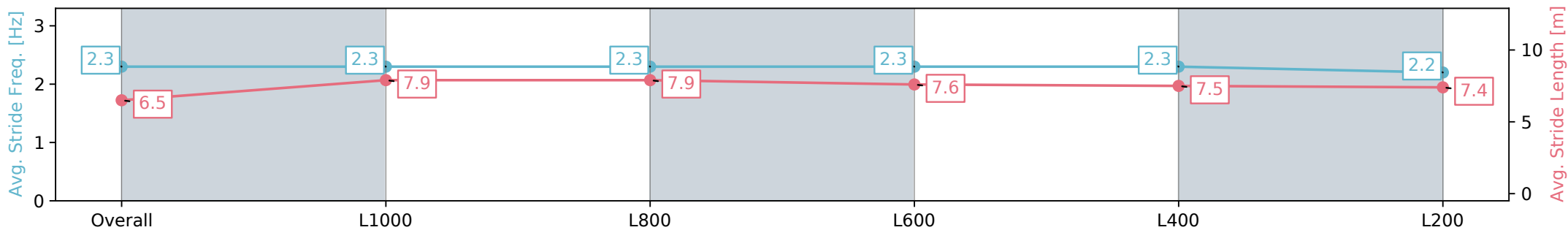
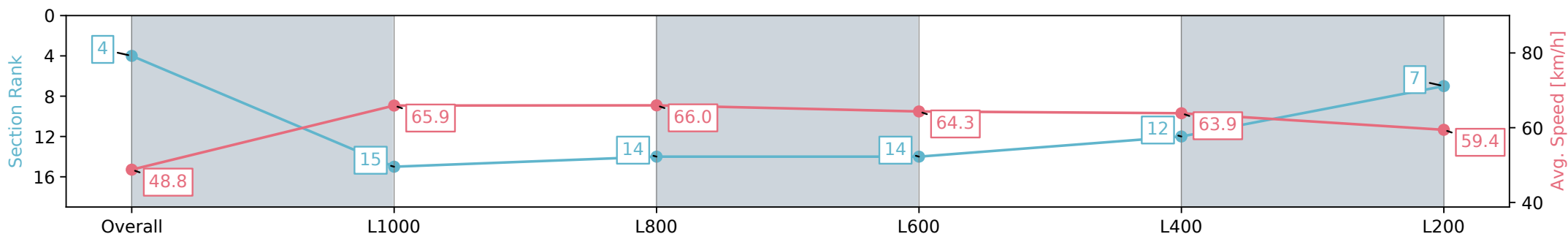
Race 9: The Murray Bridge Hotel Rating 0 - 56 Handicap - 1200m

14 August 2024 - 5:21PM

Track Rating: Good 4, Weather: Fine, Rail Position: +1.5m 1200m Ch., +4.5m Remainder



Section	Overall	L1000	L800	L600	L400	L200
Section Times	1:11.21 [4] (0:14.77)	0:56.44 [15] (0:10.92)	0:45.52 [14] (0:10.92)	0:34.60 [14] (0:11.20)	0:23.40 [12] (0:11.28)	0:12.12 [7] (0:12.12)
Average Speed [km/h]	48.8	65.9	66.0	64.3	63.9	59.4
Top Speed [km/h]	65.4	67.6	68.0	66.0	65.5	61.6
Avg. Dist. to Rail [m]	1.4	1.4	0.4	1.2	4.8	5.1
Avg. Stride Freq. [Hz]	2.3	2.3	2.3	2.3	2.3	2.2
Avg. Stride Length [m]	6.5	7.9	7.9	7.6	7.5	7.4



- [] Ranking at each section and finish
- :-:- No data available at this section
- NA No data available

Horse/Jockey Name	PINCHBECK/Tala Hutchinson
Finish Rank	5
Fastest Section Time (Section)	0:10.71 (L1000)
Top Speed [km/h] (Section)	68.5 (L1000)
Race State	Finished



Thomas Farms RC Murray Bridge SA - Professional

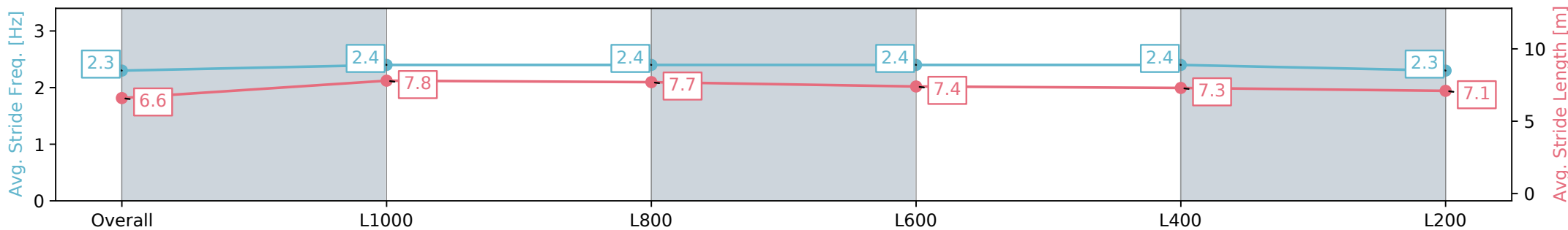
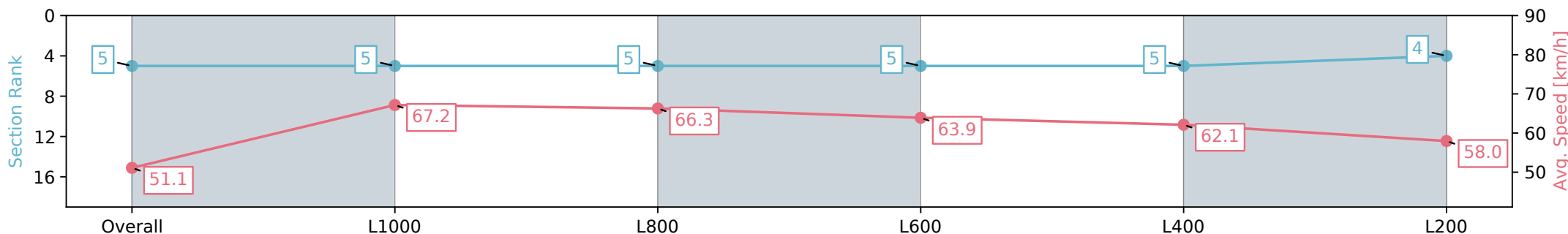
Race 9: The Murray Bridge Hotel Rating 0 - 56 Handicap - 1200m

14 August 2024 - 5:21PM

Track Rating: Good 4, Weather: Fine, Rail Position: +1.5m 1200m Ch., +4.5m Remainder



Section	Overall	L1000	L800	L600	L400	L200
Section Times	1:11.33 [5] (0:14.11)	0:57.22 [5] (0:10.71)	0:46.51 [5] (0:11.07)	0:35.44 [5] (0:11.42)	0:24.02 [5] (0:11.60)	0:12.42 [4] (0:12.42)
Average Speed [km/h]	51.1	67.2	66.3	63.9	62.1	58.0
Top Speed [km/h]	67.3	68.4	68.5	65.3	63.8	60.0
Avg. Dist. to Rail [m]	5.1	3.1	5.0	3.9	7.3	7.8
Avg. Stride Freq. [Hz]	2.3	2.4	2.4	2.4	2.4	2.3
Avg. Stride Length [m]	6.6	7.8	7.7	7.4	7.3	7.1



- [] Ranking at each section and finish
- :-:- No data available at this section
- NA No data available

Horse/Jockey Name	NOT A SINGLE BID/Jason Holder
Finish Rank	6
Fastest Section Time (Section)	0:10.90 (L1000)
Top Speed [km/h] (Section)	68.3 (L1000)
Race State	Finished



Thomas Farms RC Murray Bridge SA - Professional

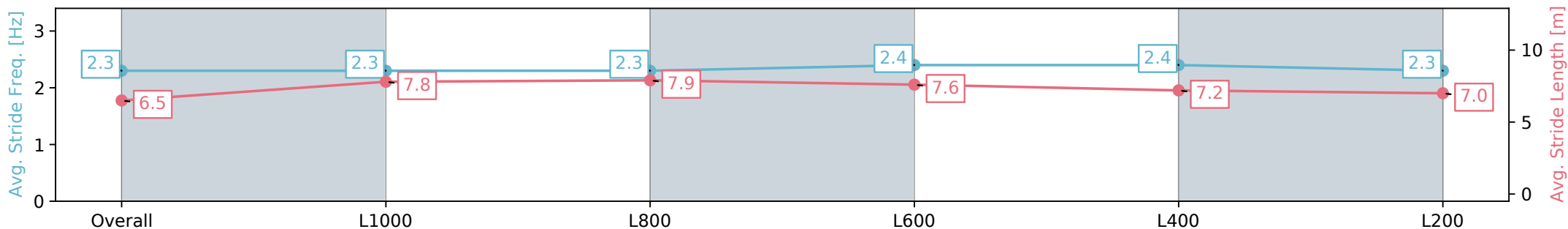
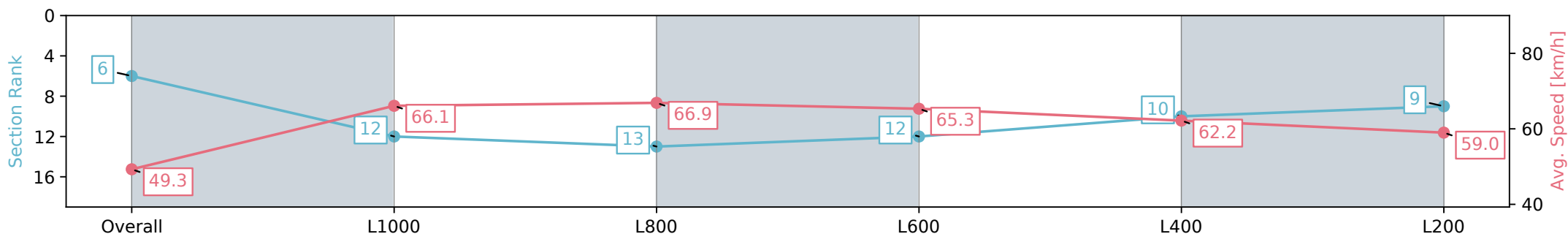
Race 9: The Murray Bridge Hotel Rating 0 - 56 Handicap - 1200m

14 August 2024 - 5:21PM

Track Rating: Good 4, Weather: Fine, Rail Position: +1.5m 1200m Ch., +4.5m Remainder



Section	Overall	L1000	L800	L600	L400	L200
Section Times	1:11.47 [6] (0:14.63)	0:56.84 [12] (0:10.90)	0:45.94 [13] (0:10.91)	0:35.03 [12] (0:11.24)	0:23.79 [10] (0:11.57)	0:12.21 [9] (0:12.21)
Average Speed [km/h]	49.3	66.1	66.9	65.3	62.2	59.0
Top Speed [km/h]	64.2	67.8	68.3	66.5	64.4	60.3
Avg. Dist. to Rail [m]	9.0	2.2	3.6	5.3	10.9	11.7
Avg. Stride Freq. [Hz]	2.3	2.3	2.3	2.4	2.4	2.3
Avg. Stride Length [m]	6.5	7.8	7.9	7.6	7.2	7.0



- [] Ranking at each section and finish
- :-:- No data available at this section
- NA No data available

Horse/Jockey Name	GRUELLING/Nichola Yuen
Finish Rank	7
Fastest Section Time (Section)	0:10.89 (L1000)
Top Speed [km/h] (Section)	67.3 (Overall)
Race State	Finished



Thomas Farms RC Murray Bridge SA - Professional

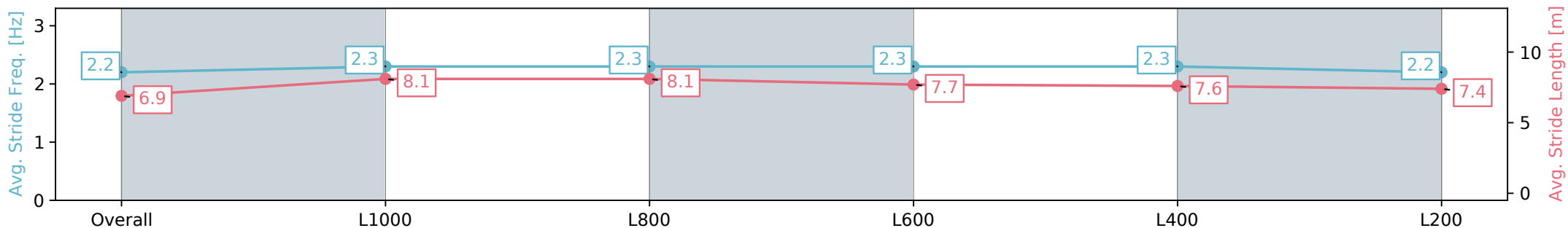
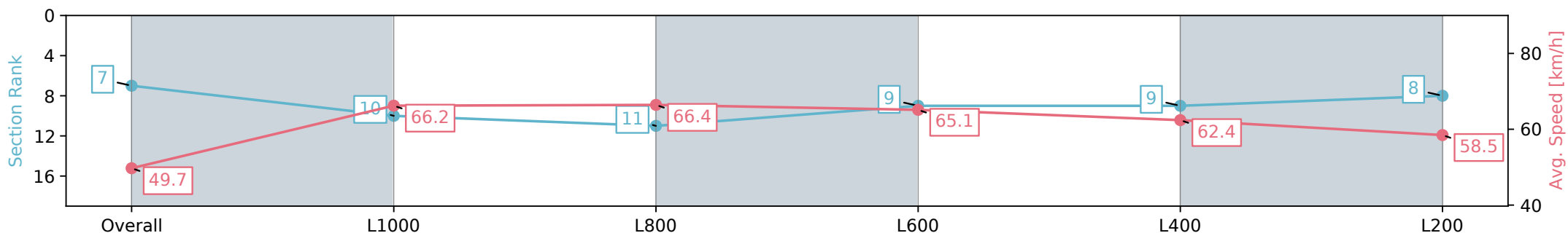
Race 9: The Murray Bridge Hotel Rating 0 - 56 Handicap - 1200m

14 August 2024 - 5:21PM

Track Rating: Good 4, Weather: Fine, Rail Position: +1.5m 1200m Ch., +4.5m Remainder



Section	Overall	L1000	L800	L600	L400	L200
Section Times	1:11.52 [7] (0:14.47)	0:57.05 [10] (0:10.89)	0:46.16 [11] (0:11.00)	0:35.16 [9] (0:11.32)	0:23.84 [9] (0:11.53)	0:12.31 [8] (0:12.31)
Average Speed [km/h]	49.7	66.2	66.4	65.1	62.4	58.5
Top Speed [km/h]	64.4	67.3	67.3	66.8	63.8	60.2
Avg. Dist. to Rail [m]	7.9	2.8	4.3	6.0	10.8	10.8
Avg. Stride Freq. [Hz]	2.2	2.3	2.3	2.3	2.3	2.2
Avg. Stride Length [m]	6.9	8.1	8.1	7.7	7.6	7.4



Report Created: Wed 14 August 2024 18:13:24 GMT+10 (Note: Timing is based on positional data)

- [] Ranking at each section and finish
- :-:- No data available at this section
- NA No data available

Horse/Jockey Name	BERKINSON/Brooke King
Finish Rank	8
Fastest Section Time (Section)	0:10.76 (L1000)
Top Speed [km/h] (Section)	67.9 (L1000)
Race State	Finished



Thomas Farms RC Murray Bridge SA - Professional

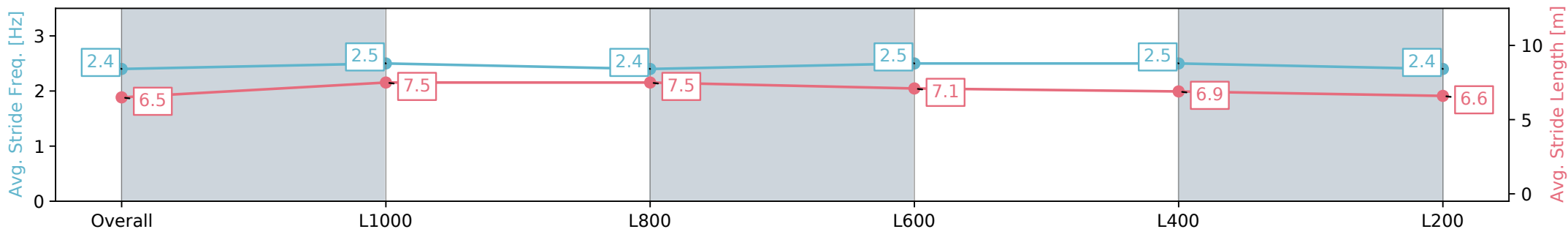
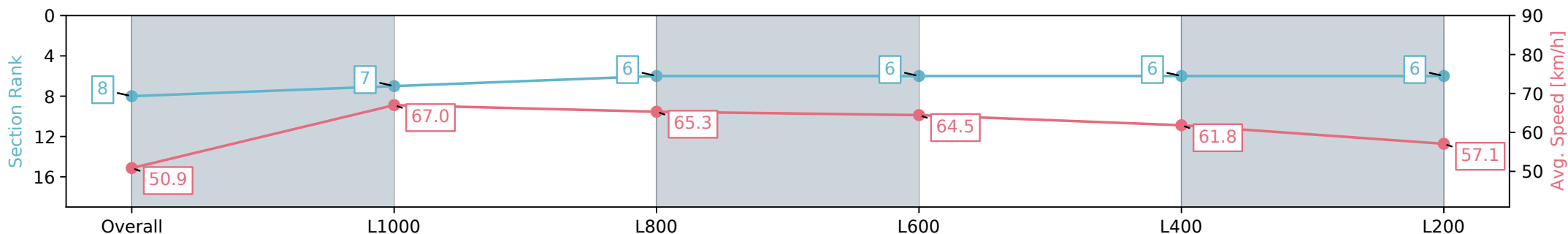
Race 9: The Murray Bridge Hotel Rating 0 - 56 Handicap - 1200m

14 August 2024 - 5:21PM

Track Rating: Good 4, Weather: Fine, Rail Position: +1.5m 1200m Ch., +4.5m Remainder



Section	Overall	L1000	L800	L600	L400	L200
Section Times	1:11.64 [8] (0:14.15)	0:57.49 [7] (0:10.76)	0:46.73 [6] (0:11.09)	0:35.64 [6] (0:11.39)	0:24.25 [6] (0:11.64)	0:12.61 [6] (0:12.61)
Average Speed [km/h]	50.9	67.0	65.3	64.5	61.8	57.1
Top Speed [km/h]	66.9	67.7	67.9	65.9	63.9	59.3
Avg. Dist. to Rail [m]	0.9	0.6	2.0	4.6	7.9	9.0
Avg. Stride Freq. [Hz]	2.4	2.5	2.4	2.5	2.5	2.4
Avg. Stride Length [m]	6.5	7.5	7.5	7.1	6.9	6.6



- [] Ranking at each section and finish
- :-:- No data available at this section
- NA No data available

Horse/Jockey Name	GENERAL MINT/Rochelle Milnes
Finish Rank	9
Fastest Section Time (Section)	0:10.70 (L1000)
Top Speed [km/h] (Section)	67.8 (L1000)
Race State	Finished



Thomas Farms RC Murray Bridge SA - Professional

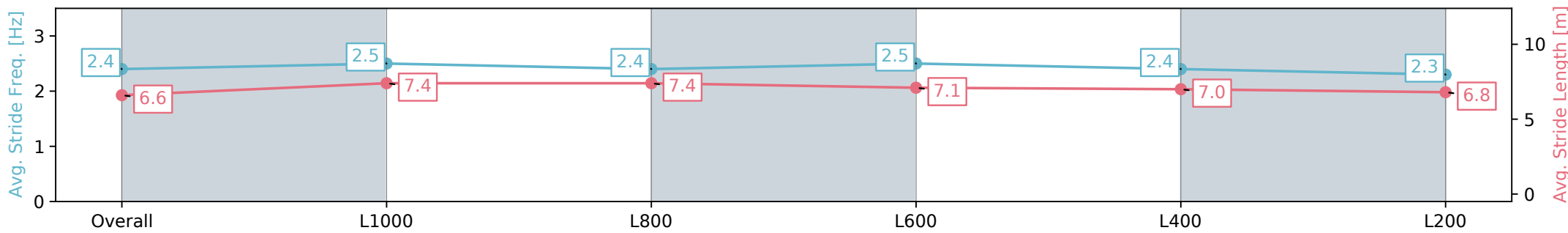
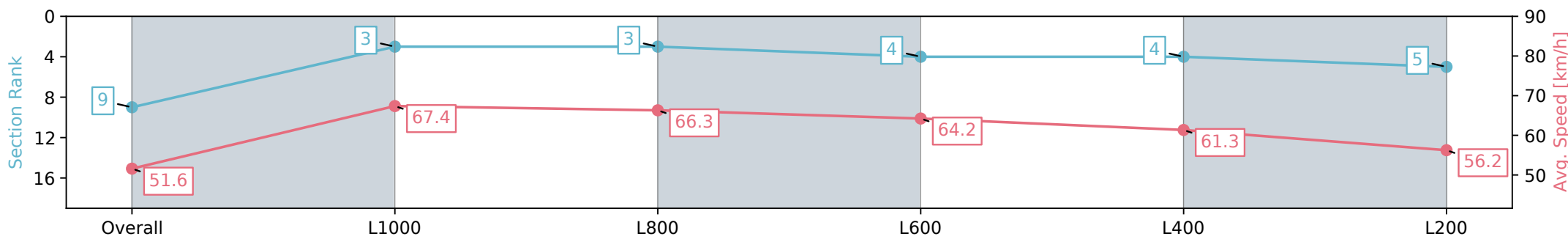
Race 9: The Murray Bridge Hotel Rating 0 - 56 Handicap - 1200m

14 August 2024 - 5:21PM

Track Rating: Good 4, Weather: Fine, Rail Position: +1.5m 1200m Ch., +4.5m Remainder



Section	Overall	L1000	L800	L600	L400	L200
Section Times	1:11.79 [9] (0:13.98)	0:57.81 [3] (0:10.70)	0:47.11 [3] (0:11.03)	0:36.08 [4] (0:11.53)	0:24.55 [4] (0:11.73)	0:12.82 [5] (0:12.82)
Average Speed [km/h]	51.6	67.4	66.3	64.2	61.3	56.2
Top Speed [km/h]	67.3	67.8	67.8	65.6	64.5	58.4
Avg. Dist. to Rail [m]	11.3	3.4	4.4	7.3	10.4	10.2
Avg. Stride Freq. [Hz]	2.4	2.5	2.4	2.5	2.4	2.3
Avg. Stride Length [m]	6.6	7.4	7.4	7.1	7.0	6.8



[] Ranking at each section and finish
 -:-:- No data available at this section
 NA No data available

Horse/Jockey Name	TRAK CHILLER/Alana Livesey
Finish Rank	10
Fastest Section Time (Section)	0:10.92 (L1000)
Top Speed [km/h] (Section)	68.5 (L1000)
Race State	Finished



Thomas Farms RC Murray Bridge SA - Professional

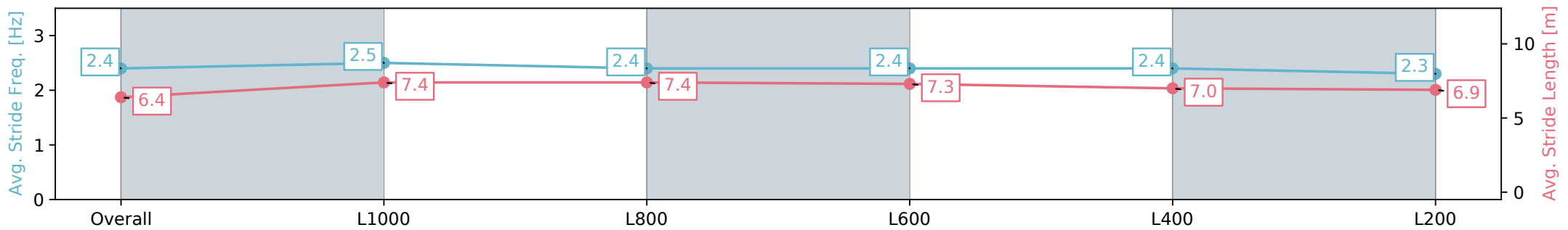
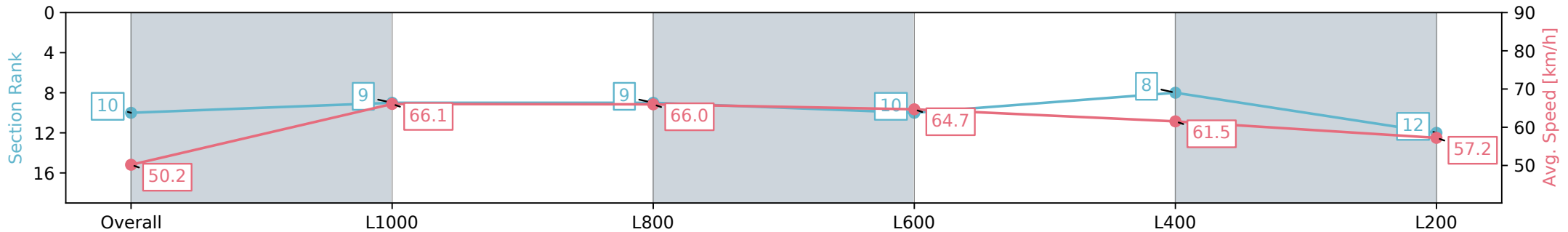
Race 9: The Murray Bridge Hotel Rating 0 - 56 Handicap - 1200m

14 August 2024 - 5:21PM

Track Rating: Good 4, Weather: Fine, Rail Position: +1.5m 1200m Ch., +4.5m Remainder



Section	Overall	L1000	L800	L600	L400	L200
Section Times	1:11.96 [10] (0:14.36)	0:57.60 [9] (0:10.92)	0:46.68 [9] (0:11.11)	0:35.57 [10] (0:11.28)	0:24.29 [8] (0:11.71)	0:12.58 [12] (0:12.57)
Average Speed [km/h]	50.2	66.1	66.0	64.7	61.5	57.2
Top Speed [km/h]	65.5	67.4	68.5	66.2	63.3	59.1
Avg. Dist. to Rail [m]	9.2	3.6	5.3	4.3	9.2	8.8
Avg. Stride Freq. [Hz]	2.4	2.5	2.4	2.4	2.4	2.3
Avg. Stride Length [m]	6.4	7.4	7.4	7.3	7.0	6.9



- [] Ranking at each section and finish
- :-:- No data available at this section
- NA No data available

Horse/Jockey Name	HAUNUI/Sophie Logan
Finish Rank	11
Fastest Section Time (Section)	0:10.82 (L1000)
Top Speed [km/h] (Section)	67.1 (Overall)
Race State	Finished



Thomas Farms RC Murray Bridge SA - Professional

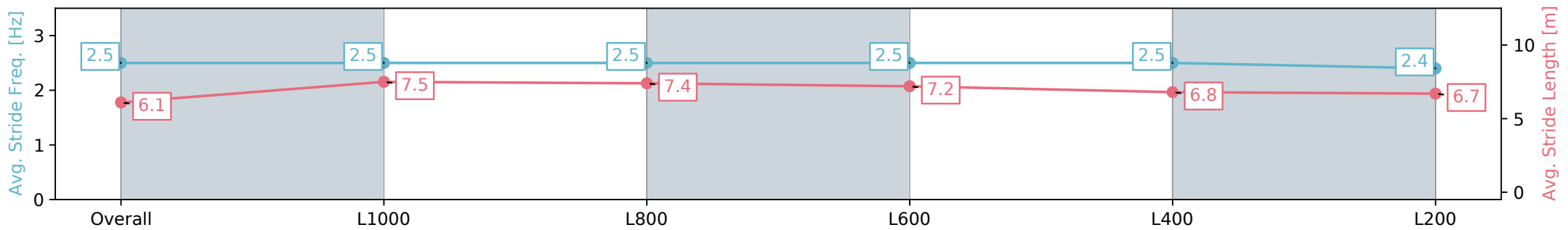
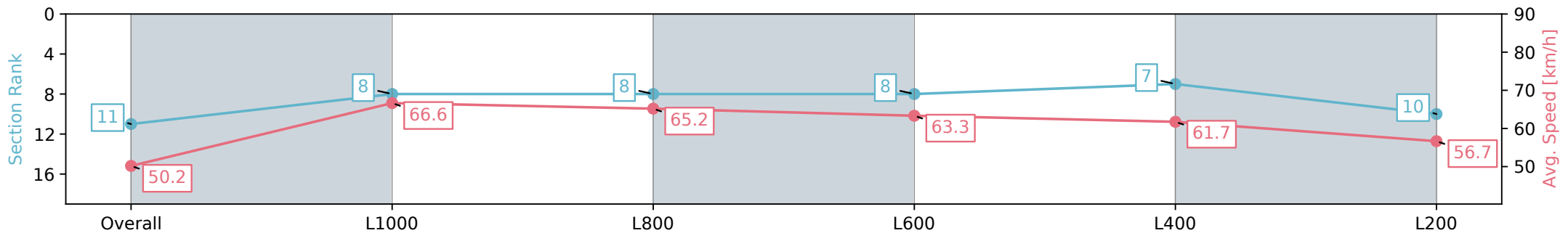
Race 9: The Murray Bridge Hotel Rating 0 - 56 Handicap - 1200m

14 August 2024 - 5:21PM

Track Rating: Good 4, Weather: Fine, Rail Position: +1.5m 1200m Ch., +4.5m Remainder



Section	Overall	L1000	L800	L600	L400	L200
Section Times	1:12.00 [11] (0:14.33)	0:57.67 [8] (0:10.82)	0:46.85 [8] (0:11.09)	0:35.76 [8] (0:11.39)	0:24.37 [7] (0:11.66)	0:12.71 [10] (0:12.71)
Average Speed [km/h]	50.2	66.6	65.2	63.3	61.7	56.7
Top Speed [km/h]	66.2	67.1	66.8	64.5	63.0	58.9
Avg. Dist. to Rail [m]	5.2	1.1	1.4	1.0	2.9	2.9
Avg. Stride Freq. [Hz]	2.5	2.5	2.5	2.5	2.5	2.4
Avg. Stride Length [m]	6.1	7.5	7.4	7.2	6.8	6.7



- [] Ranking at each section and finish
- :-:- No data available at this section
- NA No data available

Horse/Jockey Name	LAVA LAD/Samuel Payne
Finish Rank	12
Fastest Section Time (Section)	0:11.00 (L1000)
Top Speed [km/h] (Section)	68.0 (L1000)
Race State	Finished



Thomas Farms RC Murray Bridge SA - Professional

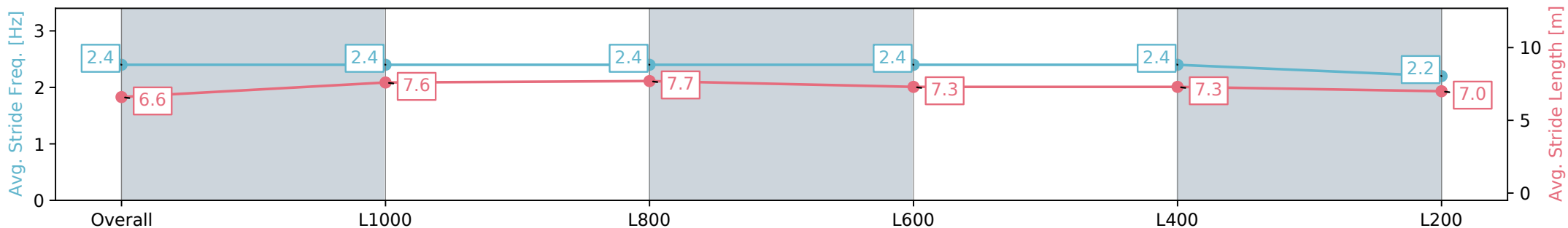
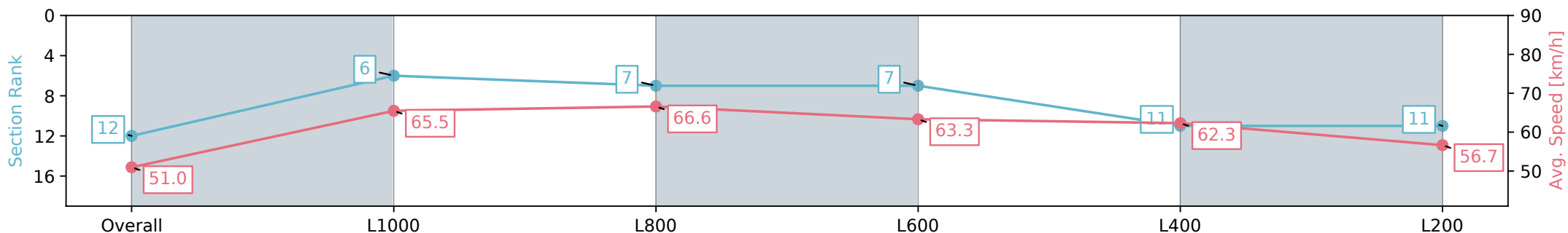
Race 9: The Murray Bridge Hotel Rating 0 - 56 Handicap - 1200m

14 August 2024 - 5:21PM

Track Rating: Good 4, Weather: Fine, Rail Position: +1.5m 1200m Ch., +4.5m Remainder



Section	Overall	L1000	L800	L600	L400	L200
Section Times	1:12.01 [12] (0:14.12)	0:57.89 [6] (0:11.00)	0:46.89 [7] (0:11.01)	0:35.88 [7] (0:11.62)	0:24.26 [11] (0:11.56)	0:12.70 [11] (0:12.70)
Average Speed [km/h]	51.0	65.5	66.6	63.3	62.3	56.7
Top Speed [km/h]	66.8	66.7	68.0	65.2	64.1	59.2
Avg. Dist. to Rail [m]	6.9	3.0	4.7	5.6	8.7	10.5
Avg. Stride Freq. [Hz]	2.4	2.4	2.4	2.4	2.4	2.2
Avg. Stride Length [m]	6.6	7.6	7.7	7.3	7.3	7.0



- [] Ranking at each section and finish
- :-:- No data available at this section
- NA No data available

Horse/Jockey Name	ARCHDEACON/Sophie Mitchell
Finish Rank	13
Fastest Section Time (Section)	0:10.80 (L1000)
Top Speed [km/h] (Section)	68.5 (Overall)
Race State	Finished



Thomas Farms RC Murray Bridge SA - Professional

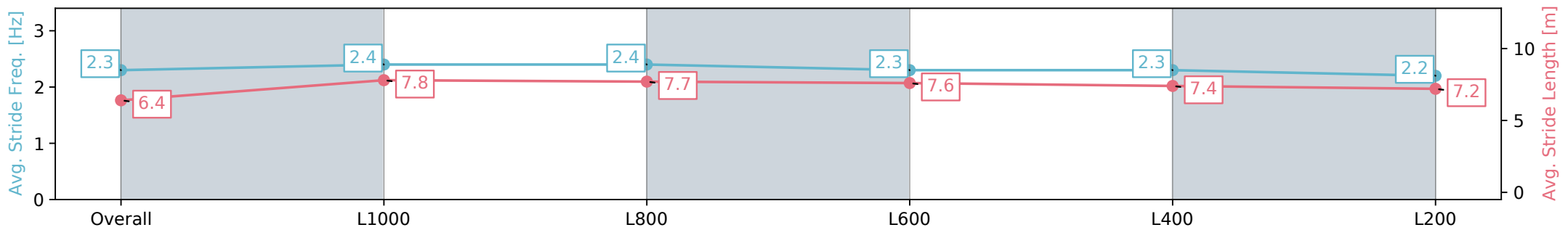
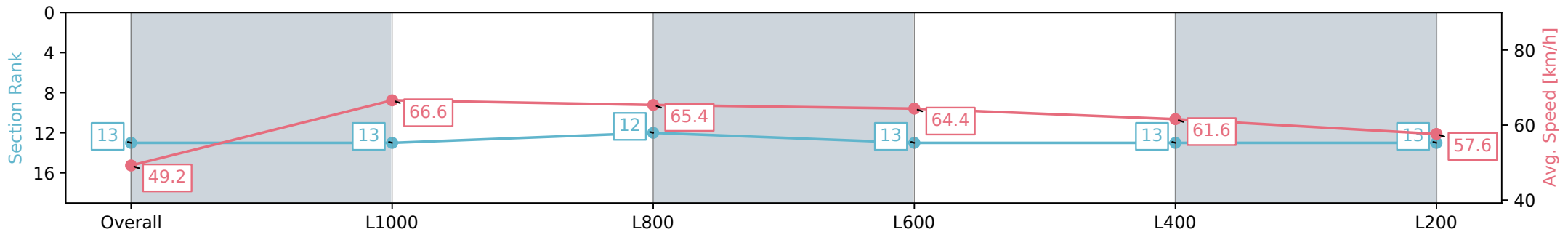
Race 9: The Murray Bridge Hotel Rating 0 - 56 Handicap - 1200m

14 August 2024 - 5:21PM

Track Rating: Good 4, Weather: Fine, Rail Position: +1.5m 1200m Ch., +4.5m Remainder



Section	Overall	L1000	L800	L600	L400	L200
Section Times	1:12.06 [13] (0:14.65)	0:57.41 [13] (0:10.80)	0:46.61 [12] (0:11.07)	0:35.54 [13] (0:11.37)	0:24.17 [13] (0:11.68)	0:12.49 [13] (0:12.49)
Average Speed [km/h]	49.2	66.6	65.4	64.4	61.6	57.6
Top Speed [km/h]	67.2	68.5	68.4	66.5	64.1	59.2
Avg. Dist. to Rail [m]	5.5	1.1	1.9	3.9	9.8	10.0
Avg. Stride Freq. [Hz]	2.3	2.4	2.4	2.3	2.3	2.2
Avg. Stride Length [m]	6.4	7.8	7.7	7.6	7.4	7.2



Report Created: Wed 14 August 2024 18:13:29 GMT+10 (Note: Timing is based on positional data)

- [] Ranking at each section and finish
- :-:- No data available at this section
- NA No data available

Horse/Jockey Name	HIT THE SLOPES/Kayla Crowther
Finish Rank	14
Fastest Section Time (Section)	0:10.89 (L800)
Top Speed [km/h] (Section)	67.7 (L1000)
Race State	Finished



Thomas Farms RC Murray Bridge SA - Professional

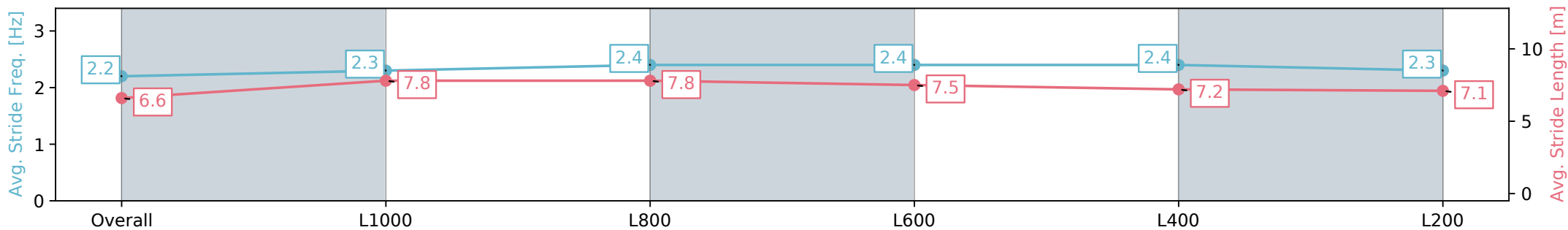
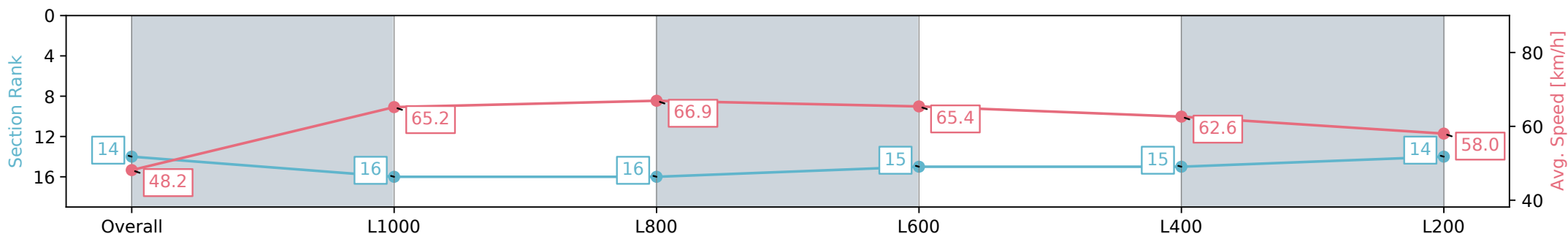
Race 9: The Murray Bridge Hotel Rating 0 - 56 Handicap - 1200m

14 August 2024 - 5:21PM

Track Rating: Good 4, Weather: Fine, Rail Position: +1.5m 1200m Ch., +4.5m Remainder



Section	Overall	L1000	L800	L600	L400	L200
Section Times	1:12.06 [14] (0:14.96)	0:57.10 [16] (0:11.05)	0:46.05 [16] (0:10.89)	0:35.16 [15] (0:11.25)	0:23.91 [15] (0:11.50)	0:12.41 [14] (0:12.41)
Average Speed [km/h]	48.2	65.2	66.9	65.4	62.6	58.0
Top Speed [km/h]	64.6	66.9	67.7	66.3	65.3	60.4
Avg. Dist. to Rail [m]	10.1	1.4	3.2	5.8	12.7	12.5
Avg. Stride Freq. [Hz]	2.2	2.3	2.4	2.4	2.4	2.3
Avg. Stride Length [m]	6.6	7.8	7.8	7.5	7.2	7.1



- [] Ranking at each section and finish
- :-:- No data available at this section
- NA No data available

Horse/Jockey Name	READY SET TAP/Stacey Metcalfe
Finish Rank	15
Fastest Section Time (Section)	0:11.05 (L800)
Top Speed [km/h] (Section)	67.9 (L1000)
Race State	Finished



Thomas Farms RC Murray Bridge SA - Professional

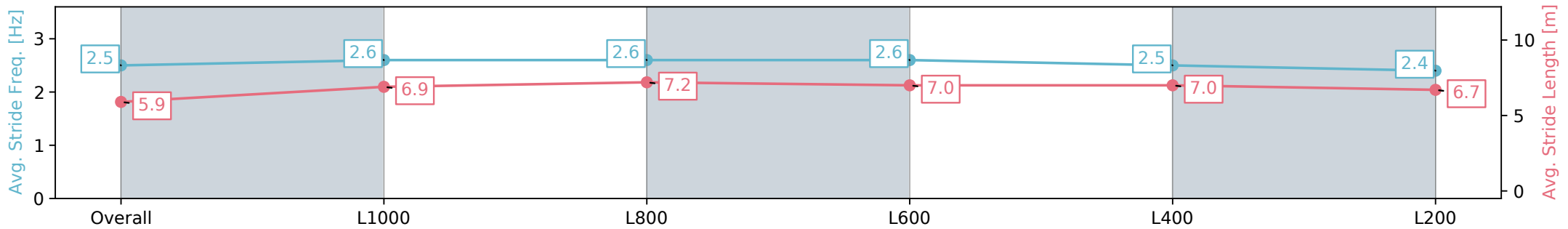
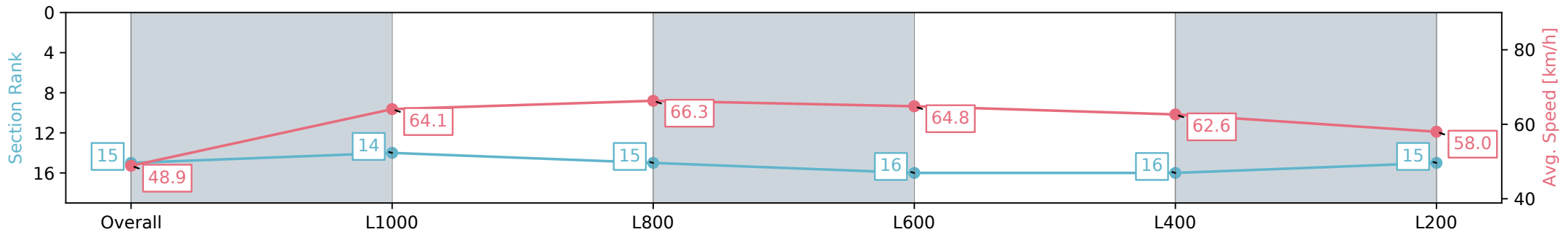
Race 9: The Murray Bridge Hotel Rating 0 - 56 Handicap - 1200m

14 August 2024 - 5:21PM

Track Rating: Good 4, Weather: Fine, Rail Position: +1.5m 1200m Ch., +4.5m Remainder



Section	Overall	L1000	L800	L600	L400	L200
Section Times	1:12.39 [15] (0:14.73)	0:57.66 [14] (0:11.26)	0:46.40 [15] (0:11.05)	0:35.35 [16] (0:11.45)	0:23.90 [16] (0:11.48)	0:12.42 [15] (0:12.42)
Average Speed [km/h]	48.9	64.1	66.3	64.8	62.6	58.0
Top Speed [km/h]	62.9	67.8	67.9	66.0	64.6	61.0
Avg. Dist. to Rail [m]	9.7	2.5	4.7	7.7	12.9	11.9
Avg. Stride Freq. [Hz]	2.5	2.6	2.6	2.6	2.5	2.4
Avg. Stride Length [m]	5.9	6.9	7.2	7.0	7.0	6.7



Report Created: Wed 14 August 2024 18:13:30 GMT+10 (Note: Timing is based on positional data)

- [] Ranking at each section and finish
- :-:- No data available at this section
- NA No data available

Horse/Jockey Name	SELLIX/Anna Jordso
Finish Rank	16
Fastest Section Time (Section)	0:10.79 (L1000)
Top Speed [km/h] (Section)	67.5 (Overall)
Race State	Finished



Thomas Farms RC Murray Bridge SA - Professional

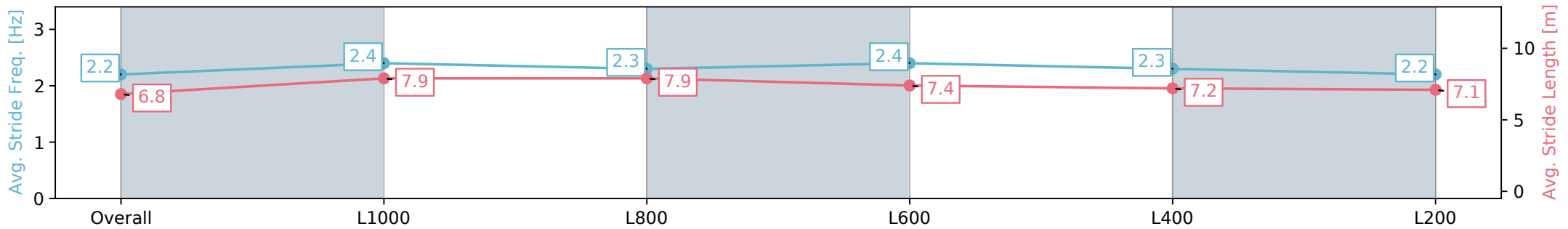
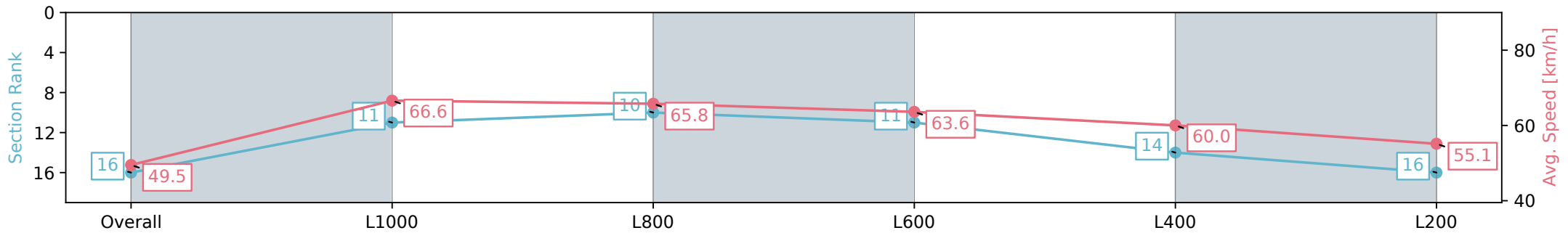
Race 9: The Murray Bridge Hotel Rating 0 - 56 Handicap - 1200m

14 August 2024 - 5:21PM

Track Rating: Good 4, Weather: Fine, Rail Position: +1.5m 1200m Ch., +4.5m Remainder



Section	Overall	L1000	L800	L600	L400	L200
Section Times	1:13.06 [16] (0:14.56)	0:58.49 [11] (0:10.79)	0:47.70 [10] (0:11.07)	0:36.63 [11] (0:11.57)	0:25.05 [14] (0:11.98)	0:13.07 [16] (0:13.07)
Average Speed [km/h]	49.5	66.6	65.8	63.6	60.0	55.1
Top Speed [km/h]	66.7	67.5	67.4	65.6	62.1	57.6
Avg. Dist. to Rail [m]	4.4	0.8	2.0	6.2	9.6	9.1
Avg. Stride Freq. [Hz]	2.2	2.4	2.3	2.4	2.3	2.2
Avg. Stride Length [m]	6.8	7.9	7.9	7.4	7.2	7.1



- [] Ranking at each section and finish
- :-:- No data available at this section
- NA No data available