



RACINGSA

# Thomas Farms RC Murray Bridge SA

Race 6: Carlton Draught Murray Bridge Gold Cup 12th October Benchmark 56 Handicap - 1400m

14 August 2024 - 3:37PM

Track Rating: Good 4, Weather: Fine, Rail Position: +1.5m 1200m Ch., +4.5m Remainder



Murray Bridge  
Racing Club

Section Field Times							Overall	L1200	L1000	L800	L600	L400		
							1:25.25 (0:14.73)	1:10.52 (0:11.00)	0:59.52 (0:11.78)	0:47.74 (0:11.96)	0:35.78 (0:11.82)	0:23.95 (0:11.86)		
Position	#	Horse/Jockey	Barrier	Top Speed [km/h]	Fastest Section	First 400m								Distance Travelled From Winner [m]
1	7	MR TRAFFICANTI Jason Holder	15	65.3 1400-1200	0:11.24 1200-1000	0:26.46	1:25.25 (0:15.22)	1:10.03 [8] (0:11.24)	0:58.79 [9] (0:11.65)	0:47.14 [8] (0:11.87)	0:35.27 [7] (0:11.81)	0:23.46 [8] (0:11.53)		
2	4	DRAGONFACE Caitlin Tootell	1	65.7 1400-1200	0:11.10 1200-1000	0:26.04	1:25.75 (0:14.94)	1:10.81 [4] (0:11.10)	0:59.71 [4] (0:11.67)	0:48.04 [4] (0:11.94)	0:36.10 [4] (0:11.89)	0:24.21 [4] (0:11.88)		-3
3	3	ABIT RATTLEY Samuel Payne	8	69.6 1400-1200	0:11.18 1200-1000	0:25.90	1:25.79 (0:14.72)	1:11.07 [1] (0:11.18)	0:59.89 [2] (0:11.66)	0:48.23 [2] (0:11.91)	0:36.32 [1] (0:11.87)	0:24.45 [2] (0:11.81)		+2
4	13	EVENTUALLY Caitlin Jones	16	64.6 1400-1200	0:11.23 1200-1000	0:26.46	1:25.82 (0:15.23)	1:10.59 [9] (0:11.23)	0:59.36 [8] (0:11.66)	0:47.70 [9] (0:11.93)	0:35.77 [9] (0:11.77)	0:24.00 [9] (0:11.71)		+2
5	8	ALOHA BLUE Alana Livesey	11	65.2 1400-1200	0:11.20 1200-1000	0:26.16	1:25.98 (0:14.96)	1:11.02 [5] (0:11.20)	0:59.82 [6] (0:11.69)	0:48.13 [6] (0:11.92)	0:36.21 [6] (0:11.74)	0:24.47 [3] (0:11.71)		+2
6	10	DARE TO BE FREE Alan Lai	5	65.6 1400-1200	0:11.17 1200-1000	0:25.91	1:26.01 (0:14.74)	1:11.27 [3] (0:11.17)	1:00.10 [3] (0:11.71)	0:48.39 [3] (0:11.91)	0:36.48 [3] (0:11.76)	0:24.72 [1] (0:12.01)		-2
7	11	OCEAN BLAST Dom Tourneur	13	64.6 800-600	0:11.47 1200-1000	0:27.04	1:26.07 (0:15.56)	1:10.50 [11] (0:11.47)	0:59.03 [12] (0:11.57)	0:47.45 [12] (0:11.80)	0:35.65 [12] (0:11.59)	0:24.06 [11] (0:11.75)		+4
8	15	GRAFTON AVENUE Zoe Lloyd	7	65.6 1400-1200	0:11.30 1200-1000	0:26.72	1:26.12 (0:15.42)	1:10.70 [10] (0:11.30)	0:59.40 [10] (0:11.69)	0:47.71 [10] (0:11.95)	0:35.76 [11] (0:11.75)	0:24.01 [12] (0:11.77)		+1
9	14	STAR STUDED BELLE Dylan Caboche	3	66.5 1400-1200	0:11.16 1200-1000	0:26.32	1:26.18 (0:15.16)	1:11.02 [7] (0:11.16)	0:59.86 [7] (0:11.76)	0:48.10 [7] (0:11.91)	0:36.19 [8] (0:11.69)	0:24.50 [7] (0:11.93)		-8
10	5	EASY BEAST Brooke King	4	66.9 1400-1200	0:10.99 1200-1000	0:25.73	1:26.44 (0:14.74)	1:11.70 [2] (0:10.99)	1:00.71 [1] (0:11.78)	0:48.93 [1] (0:12.00)	0:36.93 [2] (0:12.04)	0:24.89 [5] (0:12.11)		-6

Scratched: Free Vino (#1), Novus Actus (#16)

- [ ] Position in running at each section and finish
- #: Saddle cloth number
- :--:-- No data available at this section
- DNF Did not finish
- NA No data available
- DNT Did not track
- █ Background shading for fastest section



RACINGSA

# Thomas Farms RC Murray Bridge SA

Race 6: Carlton Draught Murray Bridge Gold Cup 12th October Benchmark 56 Handicap - 1400m

14 August 2024 - 3:37PM

Track Rating: Good 4, Weather: Fine, Rail Position: +1.5m 1200m Ch., +4.5m Remainder



Murray Bridge  
Racing Club

Section Field Times							Overall	L1200	L1000	L800	L600	L400		
							1:25.25 (0:14.73)	1:10.52 (0:11.00)	0:59.52 (0:11.78)	0:47.74 (0:11.96)	0:35.78 (0:11.82)	0:23.95 (0:11.86)		
Position	#	Horse/Jockey	Barrier	Top Speed [km/h]	Fastest Section	First 400m								Distance Travelled From Winner [m]
11	6	<b>TOYETIC</b> Taylor Johnstone	10	64.9 1200-1000	0:11.45 1200-1000	0:27.26	1:26.75 (0:15.81)	1:10.94 [13] (0:11.45)	0:59.49 [13] (0:11.61)	0:47.88 [13] (0:11.92)	0:35.96 [14] (0:11.75)	0:24.21 [14] (0:11.82)		+5
12	2	<b>HARBOURING</b> Tala Hutchinson	2	64.9 1200-1000	0:11.36 1200-1000	0:27.03	1:27.02 (0:15.67)	1:11.35 [12] (0:11.36)	0:59.99 [11] (0:11.38)	0:48.61 [10] (0:11.81)	0:36.80 [10] (0:11.72)	0:25.08 [10] (0:12.10)		-3
13	9	<b>ZURI MISS</b> Jacob Opperman	9	65.4 1200-1000	0:11.36 1000-800	0:27.65	1:27.10 (0:16.06)	1:11.04 [14] (0:11.59)	0:59.45 [14] (0:11.36)	0:48.09 [14] (0:11.60)	0:36.49 [13] (0:11.72)	0:24.77 [13] (0:11.98)		-2
14	12	<b>NIGHT CRUISER</b> Rochelle Milnes	6	66.2 1400-1200	0:11.06 1200-1000	0:26.07	1:27.75 (0:15.01)	1:12.74 [6] (0:11.06)	1:01.68 [5] (0:11.70)	0:49.98 [5] (0:11.93)	0:38.05 [5] (0:11.90)	0:26.15 [6] (0:12.40)		-2

Scratched: Free Vino (#1), Novus Actus (#16)

- [ ] Position in running at each section and finish
- [-:-:-] No data available at this section
- NA No data available
- █ Background shading for fastest section
- # Saddle cloth number
- DNF Did not finish
- DNT Did not track



RACINGSA

# Thomas Farms RC Murray Bridge SA

Race 6: Carlton Draught Murray Bridge Gold Cup 12th October Benchmark 56 Handicap - 1400m

14 August 2024 - 3:37PM

Track Rating: Good 4, Weather: Fine, Rail Position: +1.5m 1200m Ch., +4.5m Remainder



Murray Bridge  
Racing Club

Section

Field Times

L200

0:12.09

(0:12.09)

Position	#	Horse/Jockey	Barrier	Top Speed [km/h]	Fastest Section	First 400m	Margin							Distance Travelled From Winner [m]
1	7	<b>MR TRAFFICANTI</b> Jason Holder	15	65.3 1400-1200	0:11.24 1200-1000	0:26.46	0:11.93 [4] (0:11.93)	1:25.25						
2	4	<b>DRAGONFACE</b> Caitlin Tootell	1	65.7 1400-1200	0:11.10 1200-1000	0:26.04	0:12.33 [5] (0:12.33)	3.2L						-3
3	3	<b>ABIT RATTLEY</b> Samuel Payne	8	69.6 1400-1200	0:11.18 1200-1000	0:25.90	0:12.64 [1] (0:12.64)	3.4L						+2
4	13	<b>EVENTUALLY</b> Caitlin Jones	16	64.6 1400-1200	0:11.23 1200-1000	0:26.46	0:12.29 [6] (0:12.28)	3.6L						+2
5	8	<b>ALOHA BLUE</b> Alana Livesey	11	65.2 1400-1200	0:11.20 1200-1000	0:26.16	0:12.76 [2] (0:12.76)	4.6L						+2
6	10	<b>DARE TO BE FREE</b> Alan Lai	5	65.6 1400-1200	0:11.17 1200-1000	0:25.91	0:12.71 [3] (0:12.71)	4.8L						-2
7	11	<b>OCEAN BLAST</b> Dom Tourneur	13	64.6 800-600	0:11.47 1200-1000	0:27.04	0:12.31 [9] (0:12.31)	5.2L						+4
8	15	<b>GRAFTON AVENUE</b> Zoe Lloyd	7	65.6 1400-1200	0:11.30 1200-1000	0:26.72	0:12.24 [10] (0:12.24)	5.5L						+1
9	14	<b>STAR STUDED BELLE</b> Dylan Caboche	3	66.5 1400-1200	0:11.16 1200-1000	0:26.32	0:12.57 [7] (0:12.56)	5.9L						-8
10	5	<b>EASY BEAST</b> Brooke King	4	66.9 1400-1200	0:10.99 1200-1000	0:25.73	0:12.78 [8] (0:12.78)	7.5L						-6

Scratched: Free Vino (#1), Novus Actus (#16)

Report Created: Wed 14 August 2024 18:13:15 GMT+10 (Note: Timing is based on positional data)

- [ ] Position in running at each section and finish
- #: Saddle cloth number
- :--:-- No data available at this section
- DNF Did not finish
- NA No data available
- DNT Did not track
- █ Background shading for fastest section



RACINGSA

# Thomas Farms RC Murray Bridge SA

Race 6: Carlton Draught Murray Bridge Gold Cup 12th October Benchmark 56 Handicap - 1400m

14 August 2024 - 3:37PM

Track Rating: Good 4, Weather: Fine, Rail Position: +1.5m 1200m Ch., +4.5m Remainder



Murray Bridge  
Racing Club

## Section

## Field Times

L200

0:12.09

(0:12.09)

Position	#	Horse/Jockey	Barrier	Top Speed [km/h]	Fastest Section	First 400m	Margin							Distance Travelled From Winner [m]
11	6	<b>TOYETIC</b> Taylor Johnstone	10	64.9	0:11.45	0:27.26	0:12.39 [14]	9.5L						+5
				1200-1000	1200-1000		(0:12.39)							
12	2	<b>HARBOURING</b> Tala Hutchinson	2	64.9	0:11.36	0:27.03	0:12.98 [12]	11.2L						-3
				1200-1000	1200-1000		(0:12.98)							
13	9	<b>ZURI MISS</b> Jacob Opperman	9	65.4	0:11.36	0:27.65	0:12.79 [13]	11.7L						-2
				1200-1000	1000-800		(0:12.79)							
14	12	<b>NIGHT CRUISER</b> Rochelle Milnes	6	66.2	0:11.06	0:26.07	0:13.75 [11]	15.8L						-2
				1400-1200	1200-1000		(0:13.75)							

Scratched: Free Vino (#1), Novus Actus (#16)

- [ ] Position in running at each section and finish
- #: Saddle cloth number
- :-:-- No data available at this section
- DNF Did not finish
- NA No data available
- DNT Did not track
- █ Background shading for fastest section

Horse/Jockey Name	MR TRAFFICANTI/Jason Holder
Finish Rank	1
Fastest Section Time (Section)	0:11.24 (L1200)
Top Speed [km/h] (Section)	65.3 (Overall)
Race State	Finished



Thomas Farms RC Murray Bridge SA - Professional

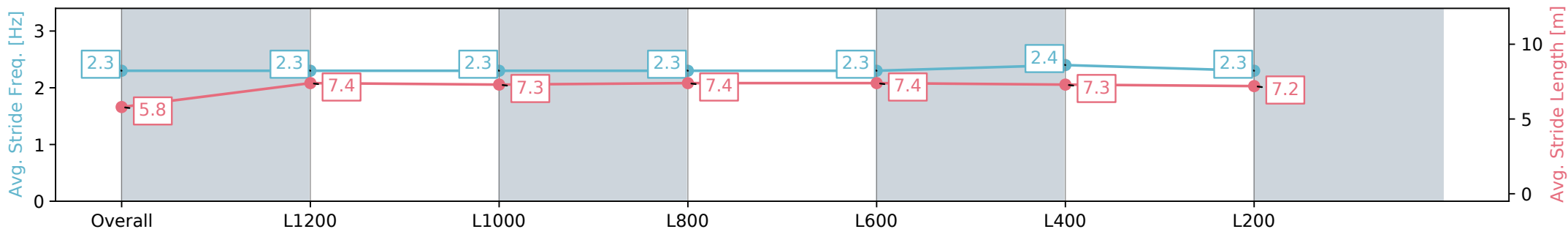
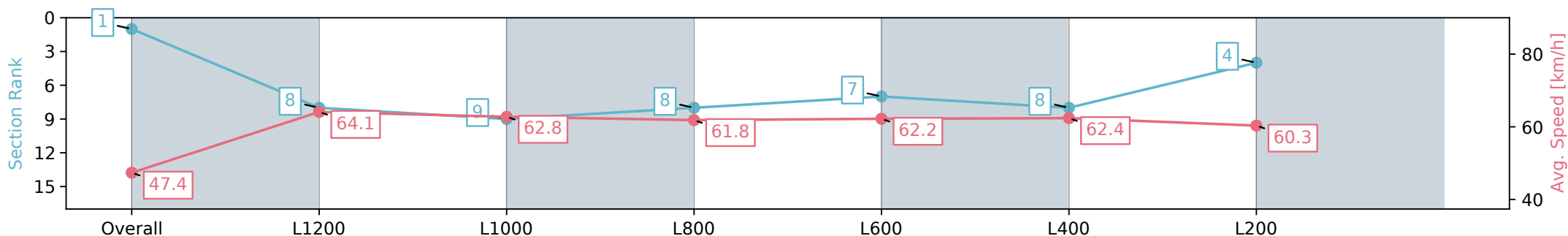
Race 6: Carlton Draught Murray Bridge Gold Cup 12th October Benchmark 56 Handicap - 1400m

14 August 2024 - 3:37PM

Track Rating: Good 4, Weather: Fine, Rail Position: +1.5m 1200m Ch., +4.5m Remainder



Section	Overall	L1200	L1000	L800	L600	L400	L200
Section Times	1:25.25 [1] (0:15.22)	1:10.03 [8] (0:11.24)	0:58.79 [9] (0:11.65)	0:47.14 [8] (0:11.87)	0:35.27 [7] (0:11.81)	0:23.46 [8] (0:11.53)	0:11.93 [4] (0:11.93)
Average Speed [km/h]	47.4	64.1	62.8	61.8	62.2	62.4	60.3
Top Speed [km/h]	63.8	65.3	63.3	63.4	63.8	64.1	61.8
Avg. Dist. to Rail [m]	8.7	1.5	2.8	3.7	5.1	9.1	8.4
Avg. Stride Freq. [Hz]	2.3	2.3	2.3	2.3	2.3	2.4	2.3
Avg. Stride Length [m]	5.8	7.4	7.3	7.4	7.4	7.3	7.2



Report Created: Wed 14 August 2024 18:13:17 GMT+10 (Note: Timing is based on positional data)

- [ ] Ranking at each section and finish
- :-:- No data available at this section
- NA No data available

Horse/Jockey Name	DRAGONFACE/Caitlin Tootell
Finish Rank	2
Fastest Section Time (Section)	0:11.10 (L1200)
Top Speed [km/h] (Section)	65.7 (Overall)
Race State	Finished



### Thomas Farms RC Murray Bridge SA - Professional

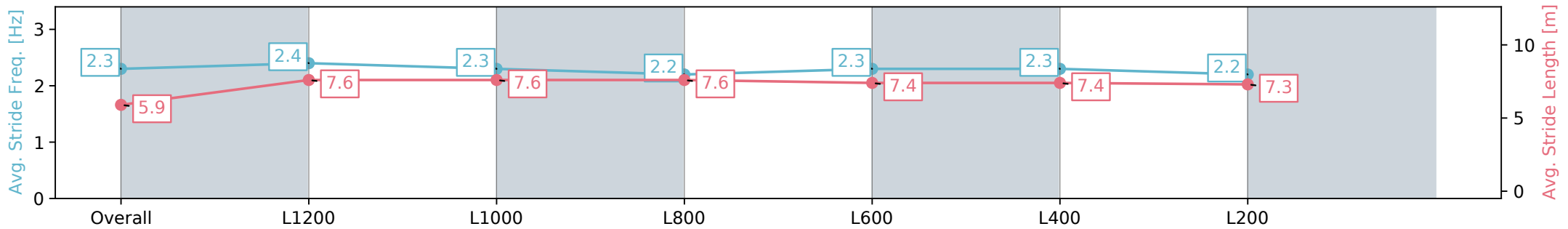
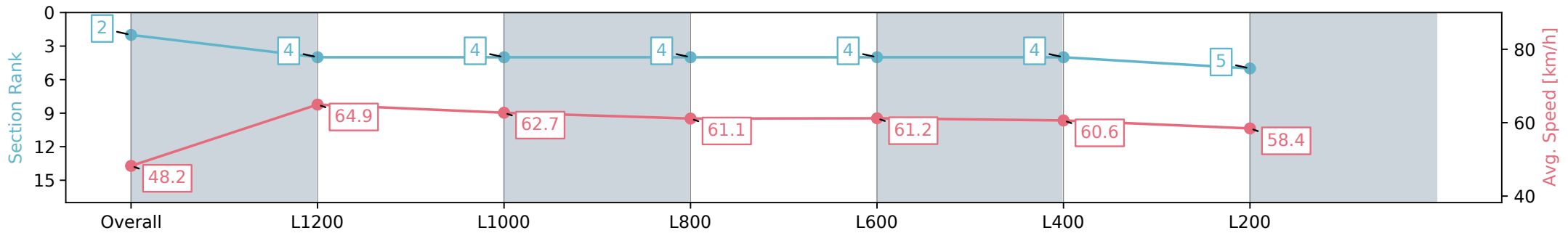
Race 6: Carlton Draught Murray Bridge Gold Cup 12th October Benchmark 56 Handicap - 1400m

14 August 2024 - 3:37PM

Track Rating: Good 4, Weather: Fine, Rail Position: +1.5m 1200m Ch., +4.5m Remainder



Section	Overall	L1200	L1000	L800	L600	L400	L200
Section Times	1:25.75 [2] (0:14.94)	1:10.81 [4] (0:11.10)	0:59.71 [4] (0:11.67)	0:48.04 [4] (0:11.94)	0:36.10 [4] (0:11.89)	0:24.21 [4] (0:11.88)	0:12.33 [5] (0:12.33)
Average Speed [km/h]	48.2	64.9	62.7	61.1	61.2	60.6	58.4
Top Speed [km/h]	65.3	65.7	63.8	62.1	61.8	62.2	59.1
Avg. Dist. to Rail [m]	2.4	1.6	3.0	2.9	2.6	4.0	3.3
Avg. Stride Freq. [Hz]	2.3	2.4	2.3	2.2	2.3	2.3	2.2
Avg. Stride Length [m]	5.9	7.6	7.6	7.6	7.4	7.4	7.3



Report Created: Wed 14 August 2024 18:13:18 GMT+10 (Note: Timing is based on positional data)

- [ ] Ranking at each section and finish
- :-:- No data available at this section
- NA No data available

Horse/Jockey Name	ABIT RATTLEY/Samuel Payne
Finish Rank	3
Fastest Section Time (Section)	0:11.18 (L1200)
Top Speed [km/h] (Section)	69.6 (Overall)
Race State	Finished



### Thomas Farms RC Murray Bridge SA - Professional

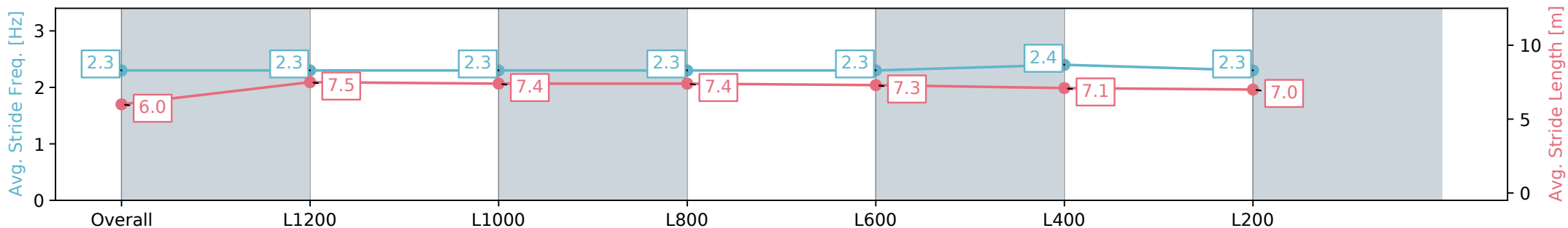
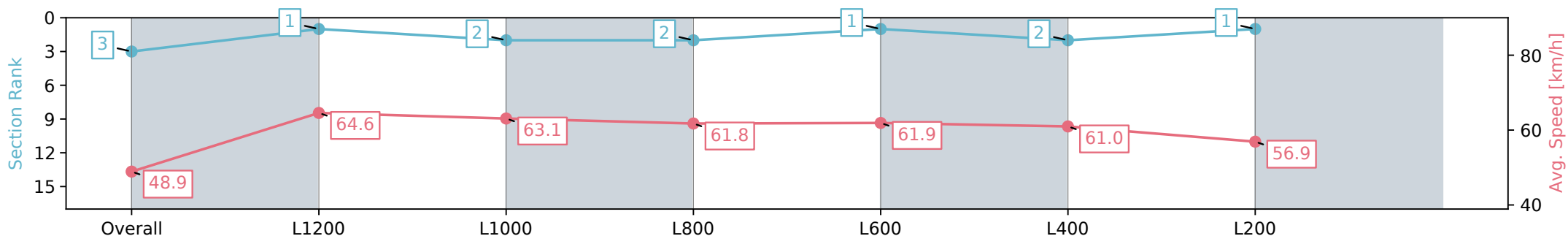
Race 6: Carlton Draught Murray Bridge Gold Cup 12th October Benchmark 56 Handicap - 1400m

14 August 2024 - 3:37PM

Track Rating: Good 4, Weather: Fine, Rail Position: +1.5m 1200m Ch., +4.5m Remainder



Section	Overall	L1200	L1000	L800	L600	L400	L200
Section Times	1:25.79 [3] (0:14.72)	1:11.07 [1] (0:11.18)	0:59.89 [2] (0:11.66)	0:48.23 [2] (0:11.91)	0:36.32 [1] (0:11.87)	0:24.45 [2] (0:11.81)	0:12.64 [1] (0:12.64)
Average Speed [km/h]	48.9	64.6	63.1	61.8	61.9	61.0	56.9
Top Speed [km/h]	69.6	65.4	63.6	62.8	63.2	62.7	59.2
Avg. Dist. to Rail [m]	6.9	3.2	4.1	4.4	4.8	6.5	5.9
Avg. Stride Freq. [Hz]	2.3	2.3	2.3	2.3	2.3	2.4	2.3
Avg. Stride Length [m]	6.0	7.5	7.4	7.4	7.3	7.1	7.0



Report Created: Wed 14 August 2024 18:13:19 GMT+10 (Note: Timing is based on positional data)

- [ ] Ranking at each section and finish
- :-:- No data available at this section
- NA No data available

Horse/Jockey Name	EVENTUALLY/Caitlin Jones
Finish Rank	4
Fastest Section Time (Section)	0:11.23 (L1200)
Top Speed [km/h] (Section)	64.6 (Overall)
Race State	Finished



### Thomas Farms RC Murray Bridge SA - Professional

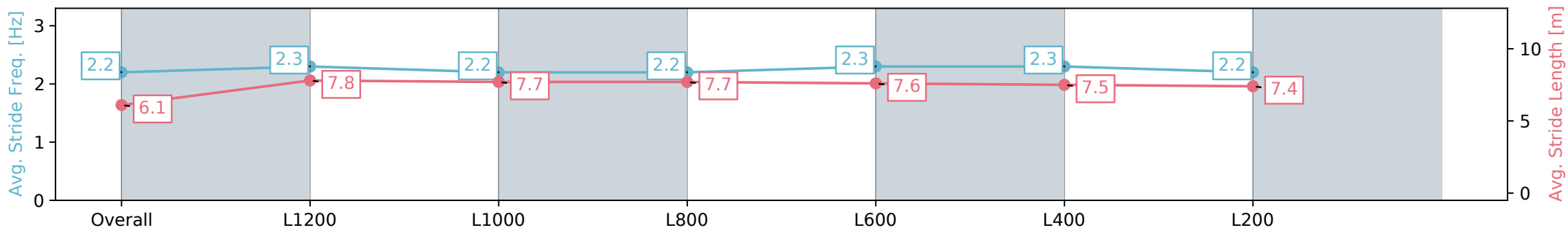
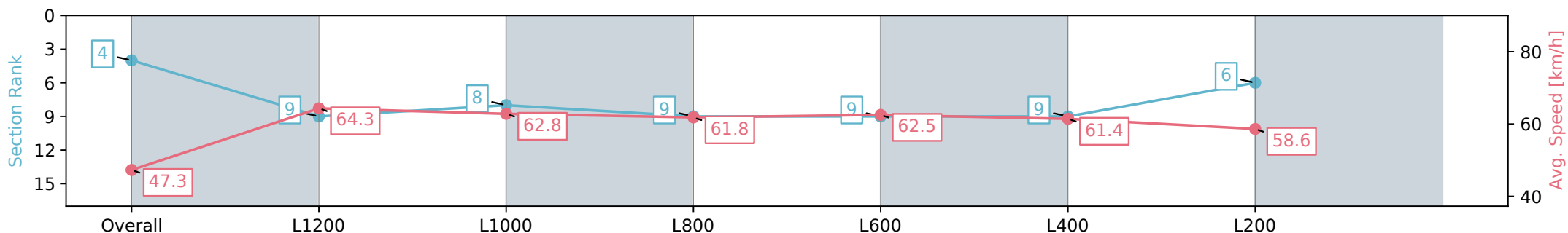
Race 6: Carlton Draught Murray Bridge Gold Cup 12th October Benchmark 56 Handicap - 1400m

14 August 2024 - 3:37PM

Track Rating: Good 4, Weather: Fine, Rail Position: +1.5m 1200m Ch., +4.5m Remainder



Section	Overall	L1200	L1000	L800	L600	L400	L200
Section Times	1:25.82 [4] (0:15.23)	1:10.59 [9] (0:11.23)	0:59.36 [8] (0:11.66)	0:47.70 [9] (0:11.93)	0:35.77 [9] (0:11.77)	0:24.00 [9] (0:11.71)	0:12.29 [6] (0:12.28)
Average Speed [km/h]	47.3	64.3	62.8	61.8	62.5	61.4	58.6
Top Speed [km/h]	64.4	64.6	63.1	62.6	63.3	63.3	59.4
Avg. Dist. to Rail [m]	10.0	2.5	3.3	4.6	5.3	8.8	8.2
Avg. Stride Freq. [Hz]	2.2	2.3	2.2	2.2	2.3	2.3	2.2
Avg. Stride Length [m]	6.1	7.8	7.7	7.7	7.6	7.5	7.4



Report Created: Wed 14 August 2024 18:13:20 GMT+10 (Note: Timing is based on positional data)

- [ ] Ranking at each section and finish
- :-:- No data available at this section
- NA No data available



Horse/Jockey Name	ALOHA BLUE/Alana Livesey
Finish Rank	5
Fastest Section Time (Section)	0:11.20 (L1200)
Top Speed [km/h] (Section)	65.2 (Overall)
Race State	Finished



### Thomas Farms RC Murray Bridge SA - Professional

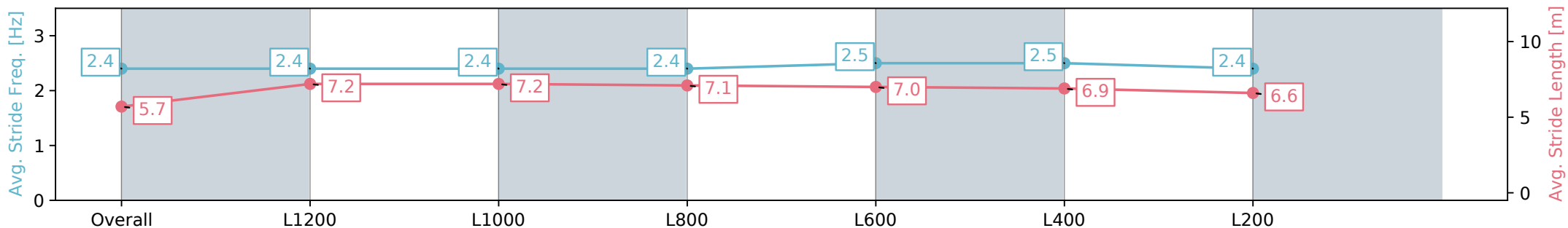
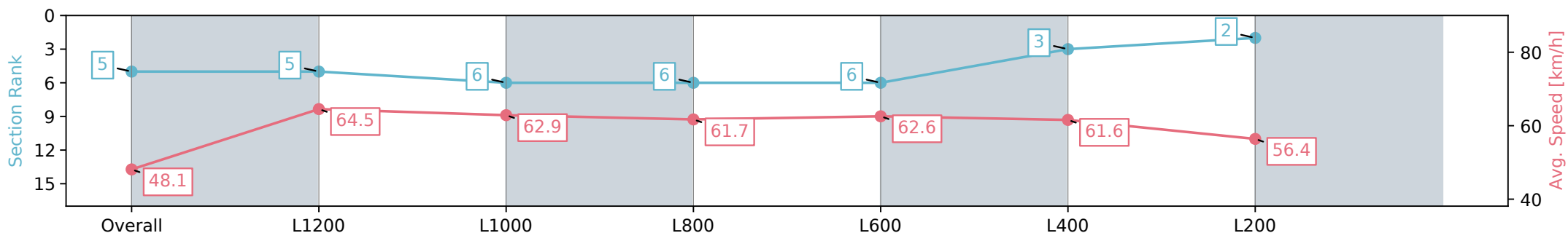
Race 6: Carlton Draught Murray Bridge Gold Cup 12th October Benchmark 56 Handicap - 1400m

14 August 2024 - 3:37PM

Track Rating: Good 4, Weather: Fine, Rail Position: +1.5m 1200m Ch., +4.5m Remainder



Section	Overall	L1200	L1000	L800	L600	L400	L200
Section Times	1:25.98 [5] (0:14.96)	1:11.02 [5] (0:11.20)	0:59.82 [6] (0:11.69)	0:48.13 [6] (0:11.92)	0:36.21 [6] (0:11.74)	0:24.47 [3] (0:11.71)	0:12.76 [2] (0:12.76)
Average Speed [km/h]	48.1	64.5	62.9	61.7	62.6	61.6	56.4
Top Speed [km/h]	64.1	65.2	63.6	62.3	64.1	63.8	59.1
Avg. Dist. to Rail [m]	8.7	3.0	4.0	4.2	5.4	8.0	7.8
Avg. Stride Freq. [Hz]	2.4	2.4	2.4	2.4	2.5	2.5	2.4
Avg. Stride Length [m]	5.7	7.2	7.2	7.1	7.0	6.9	6.6



- [ ] Ranking at each section and finish
- :-:- No data available at this section
- NA No data available

Horse/Jockey Name	DARE TO BE FREE/Alan Lai
Finish Rank	6
Fastest Section Time (Section)	0:11.17 (L1200)
Top Speed [km/h] (Section)	65.6 (Overall)
Race State	Finished



### Thomas Farms RC Murray Bridge SA - Professional

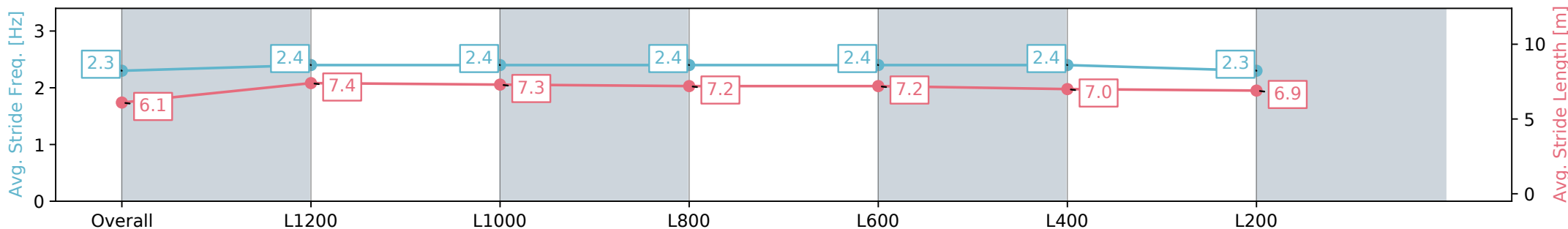
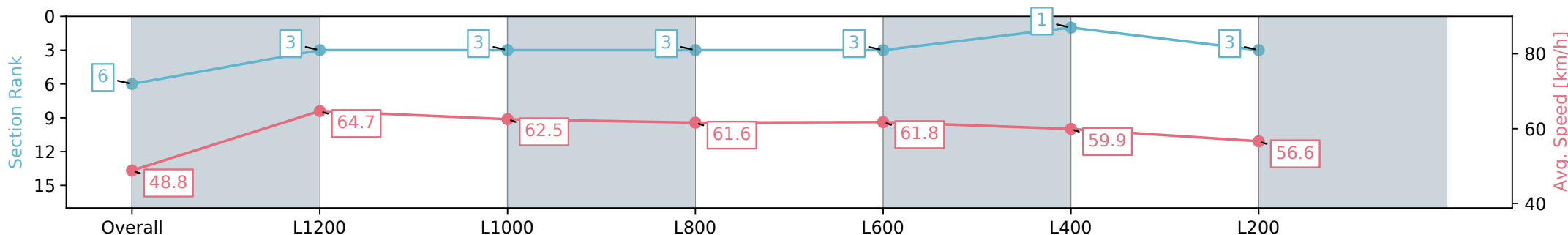
Race 6: Carlton Draught Murray Bridge Gold Cup 12th October Benchmark 56 Handicap - 1400m

14 August 2024 - 3:37PM

Track Rating: Good 4, Weather: Fine, Rail Position: +1.5m 1200m Ch., +4.5m Remainder



Section	Overall	L1200	L1000	L800	L600	L400	L200
Section Times	1:26.01 [6] (0:14.74)	1:11.27 [3] (0:11.17)	1:00.10 [3] (0:11.71)	0:48.39 [3] (0:11.91)	0:36.48 [3] (0:11.76)	0:24.72 [1] (0:12.01)	0:12.71 [3] (0:12.71)
Average Speed [km/h]	48.8	64.7	62.5	61.6	61.8	59.9	56.6
Top Speed [km/h]	64.8	65.6	63.6	62.9	62.7	62.2	58.1
Avg. Dist. to Rail [m]	4.6	2.5	3.2	3.6	2.4	4.3	4.6
Avg. Stride Freq. [Hz]	2.3	2.4	2.4	2.4	2.4	2.4	2.3
Avg. Stride Length [m]	6.1	7.4	7.3	7.2	7.2	7.0	6.9



Report Created: Wed 14 August 2024 18:13:21 GMT+10 (Note: Timing is based on positional data)

- [ ] Ranking at each section and finish
- :-:- No data available at this section
- NA No data available

Horse/Jockey Name	OCEAN BLAST/Dom Tourneur
Finish Rank	7
Fastest Section Time (Section)	0:11.47 (L1200)
Top Speed [km/h] (Section)	64.6 (L800)
Race State	Finished



### Thomas Farms RC Murray Bridge SA - Professional

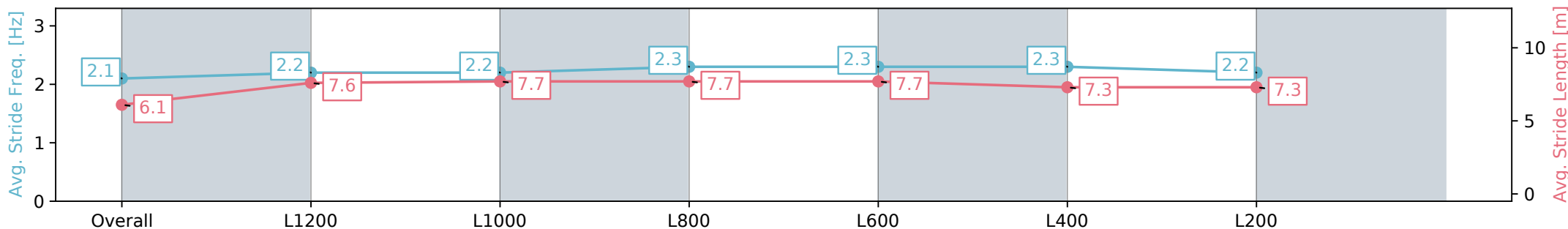
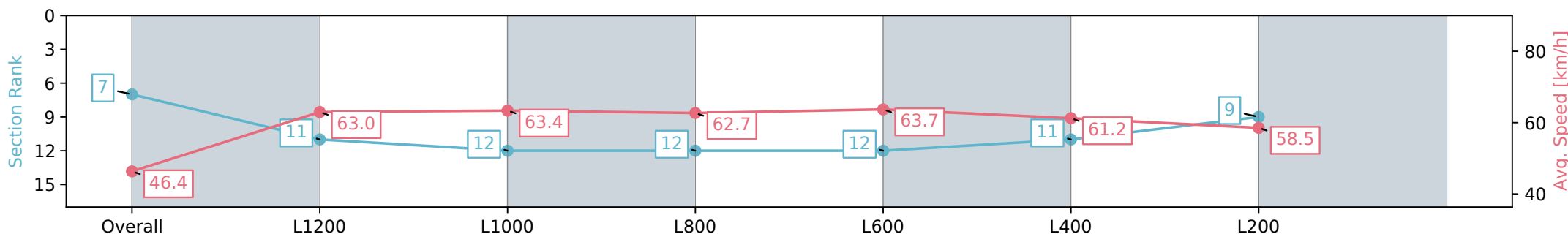
Race 6: Carlton Draught Murray Bridge Gold Cup 12th October Benchmark 56 Handicap - 1400m

14 August 2024 - 3:37PM

Track Rating: Good 4, Weather: Fine, Rail Position: +1.5m 1200m Ch., +4.5m Remainder



Section	Overall	L1200	L1000	L800	L600	L400	L200
Section Times	1:26.07 [7] (0:15.56)	1:10.50 [11] (0:11.47)	0:59.03 [12] (0:11.57)	0:47.45 [12] (0:11.80)	0:35.65 [12] (0:11.59)	0:24.06 [11] (0:11.75)	0:12.31 [9] (0:12.31)
Average Speed [km/h]	46.4	63.0	63.4	62.7	63.7	61.2	58.5
Top Speed [km/h]	62.2	64.3	64.4	64.3	64.6	62.9	60.4
Avg. Dist. to Rail [m]	7.8	2.8	3.8	5.5	6.4	12.3	12.6
Avg. Stride Freq. [Hz]	2.1	2.2	2.2	2.3	2.3	2.3	2.2
Avg. Stride Length [m]	6.1	7.6	7.7	7.7	7.7	7.3	7.3



Report Created: Wed 14 August 2024 18:13:23 GMT+10 (Note: Timing is based on positional data)

- [ ] Ranking at each section and finish
- :-:- No data available at this section
- NA No data available

Horse/Jockey Name	GRAFTON AVENUE/Zoe Lloyd
Finish Rank	8
Fastest Section Time (Section)	0:11.30 (L1200)
Top Speed [km/h] (Section)	65.6 (Overall)
Race State	Finished



Thomas Farms RC Murray Bridge SA - Professional

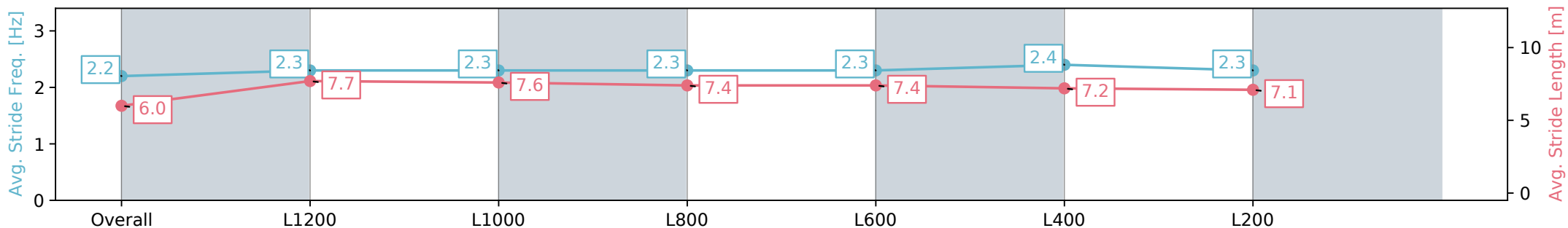
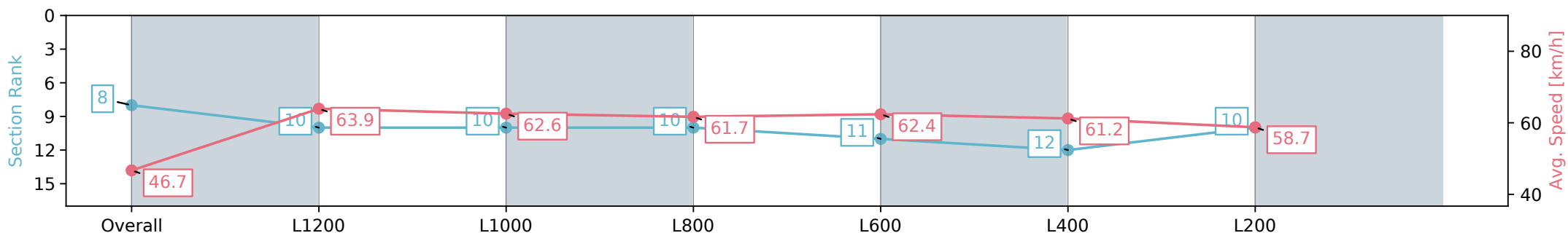
Race 6: Carlton Draught Murray Bridge Gold Cup 12th October Benchmark 56 Handicap - 1400m

14 August 2024 - 3:37PM

Track Rating: Good 4, Weather: Fine, Rail Position: +1.5m 1200m Ch., +4.5m Remainder



Section	Overall	L1200	L1000	L800	L600	L400	L200
Section Times	1:26.12 [8] (0:15.42)	1:10.70 [10] (0:11.30)	0:59.40 [10] (0:11.69)	0:47.71 [10] (0:11.95)	0:35.76 [11] (0:11.75)	0:24.01 [12] (0:11.77)	0:12.24 [10] (0:12.24)
Average Speed [km/h]	46.7	63.9	62.6	61.7	62.4	61.2	58.7
Top Speed [km/h]	62.4	65.6	63.2	63.0	63.7	63.0	60.9
Avg. Dist. to Rail [m]	4.8	2.0	3.3	4.4	4.7	11.0	13.9
Avg. Stride Freq. [Hz]	2.2	2.3	2.3	2.3	2.3	2.4	2.3
Avg. Stride Length [m]	6.0	7.7	7.6	7.4	7.4	7.2	7.1



Report Created: Wed 14 August 2024 18:13:24 GMT+10 (Note: Timing is based on positional data)

- [ ] Ranking at each section and finish
- :-:- No data available at this section
- NA No data available

Horse/Jockey Name	STAR STUDED BELLE/Dylan Caboche
Finish Rank	9
Fastest Section Time (Section)	0:11.16 (L1200)
Top Speed [km/h] (Section)	66.5 (Overall)
Race State	Finished



Thomas Farms RC Murray Bridge SA - Professional

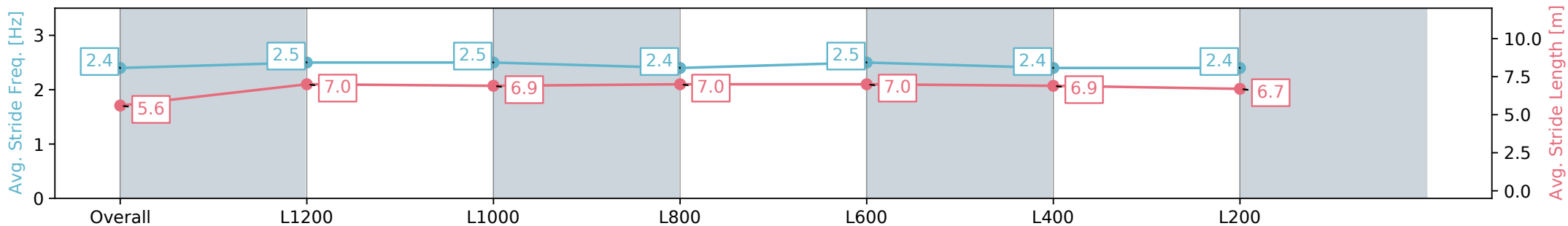
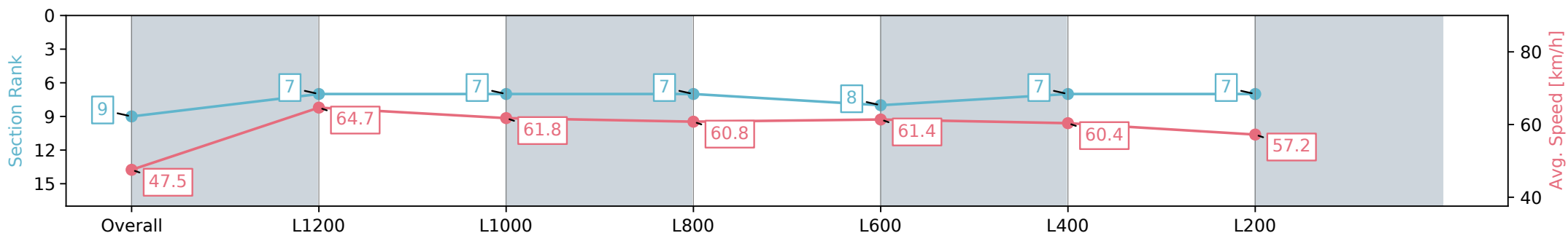
Race 6: Carlton Draught Murray Bridge Gold Cup 12th October Benchmark 56 Handicap - 1400m

14 August 2024 - 3:37PM

Track Rating: Good 4, Weather: Fine, Rail Position: +1.5m 1200m Ch., +4.5m Remainder



Section	Overall	L1200	L1000	L800	L600	L400	L200
Section Times	1:26.18 [9] (0:15.16)	1:11.02 [7] (0:11.16)	0:59.86 [7] (0:11.76)	0:48.10 [7] (0:11.91)	0:36.19 [8] (0:11.69)	0:24.50 [7] (0:11.93)	0:12.57 [7] (0:12.56)
Average Speed [km/h]	47.5	64.7	61.8	60.8	61.4	60.4	57.2
Top Speed [km/h]	65.8	66.5	63.8	63.0	62.4	61.8	58.6
Avg. Dist. to Rail [m]	3.5	2.1	1.8	1.2	1.0	1.9	2.8
Avg. Stride Freq. [Hz]	2.4	2.5	2.5	2.4	2.5	2.4	2.4
Avg. Stride Length [m]	5.6	7.0	6.9	7.0	7.0	6.9	6.7



Report Created: Wed 14 August 2024 18:13:25 GMT+10 (Note: Timing is based on positional data)

- [ ] Ranking at each section and finish
- :-:- No data available at this section
- NA No data available

Horse/Jockey Name	EASY BEAST/Brooke King
Finish Rank	10
Fastest Section Time (Section)	0:10.99 (L1200)
Top Speed [km/h] (Section)	66.9 (Overall)
Race State	Finished



### Thomas Farms RC Murray Bridge SA - Professional

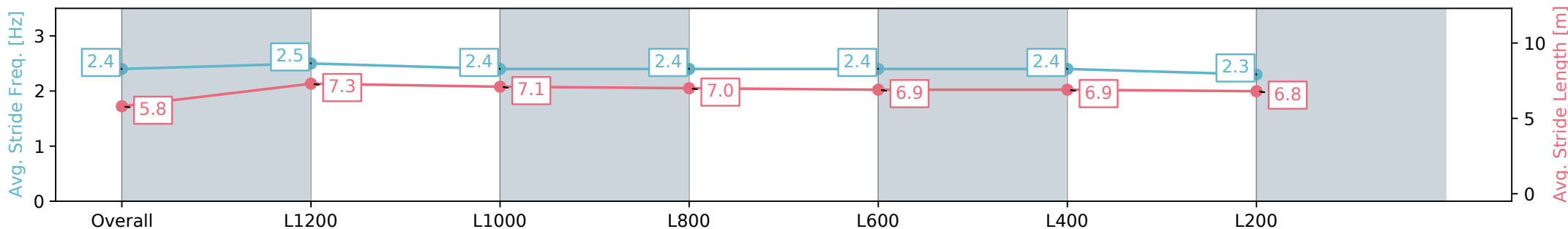
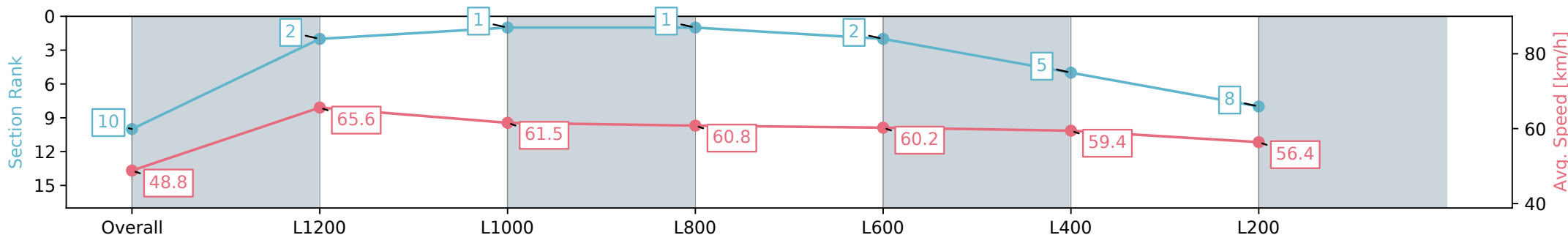
Race 6: Carlton Draught Murray Bridge Gold Cup 12th October Benchmark 56 Handicap - 1400m

14 August 2024 - 3:37PM

Track Rating: Good 4, Weather: Fine, Rail Position: +1.5m 1200m Ch., +4.5m Remainder



Section	Overall	L1200	L1000	L800	L600	L400	L200
Section Times	1:26.44 [10] (0:14.74)	1:11.70 [2] (0:10.99)	1:00.71 [1] (0:11.78)	0:48.93 [1] (0:12.00)	0:36.93 [2] (0:12.04)	0:24.89 [5] (0:12.11)	0:12.78 [8] (0:12.78)
Average Speed [km/h]	48.8	65.6	61.5	60.8	60.2	59.4	56.4
Top Speed [km/h]	66.0	66.9	63.5	61.9	61.3	61.4	58.0
Avg. Dist. to Rail [m]	3.9	0.8	1.7	2.3	2.1	4.1	7.0
Avg. Stride Freq. [Hz]	2.4	2.5	2.4	2.4	2.4	2.4	2.3
Avg. Stride Length [m]	5.8	7.3	7.1	7.0	6.9	6.9	6.8



- [ ] Ranking at each section and finish
- :-:- No data available at this section
- NA No data available

Horse/Jockey Name	TOYETIC/Taylor Johnstone
Finish Rank	11
Fastest Section Time (Section)	0:11.45 (L1200)
Top Speed [km/h] (Section)	64.9 (L1200)
Race State	Finished



### Thomas Farms RC Murray Bridge SA - Professional

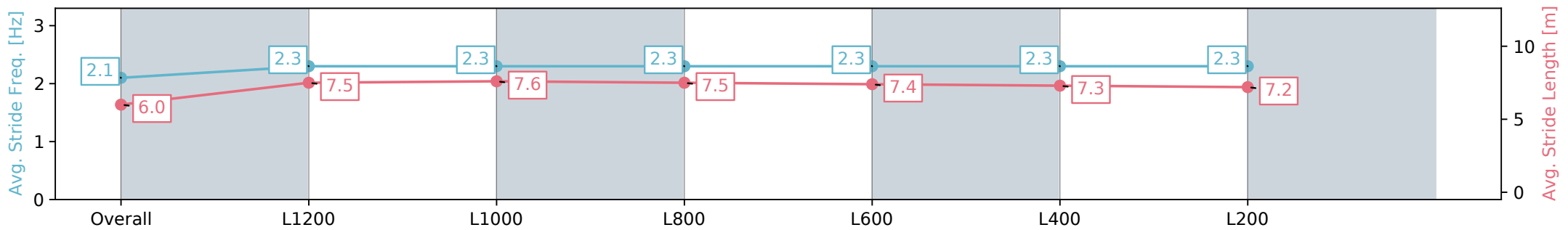
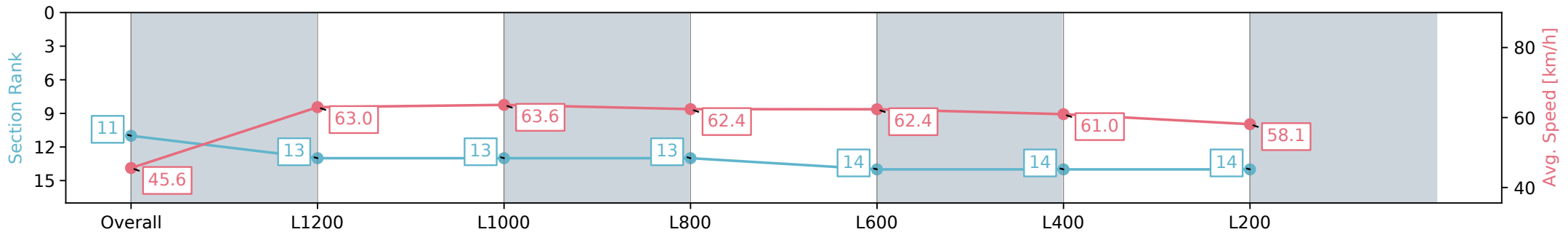
Race 6: Carlton Draught Murray Bridge Gold Cup 12th October Benchmark 56 Handicap - 1400m

14 August 2024 - 3:37PM

Track Rating: Good 4, Weather: Fine, Rail Position: +1.5m 1200m Ch., +4.5m Remainder



Section	Overall	L1200	L1000	L800	L600	L400	L200
Section Times	1:26.75 [11] (0:15.81)	1:10.94 [13] (0:11.45)	0:59.49 [13] (0:11.61)	0:47.88 [13] (0:11.92)	0:35.96 [14] (0:11.75)	0:24.21 [14] (0:11.82)	0:12.39 [14] (0:12.39)
Average Speed [km/h]	45.6	63.0	63.6	62.4	62.4	61.0	58.1
Top Speed [km/h]	63.4	64.6	64.9	63.5	63.1	62.7	59.3
Avg. Dist. to Rail [m]	7.2	1.2	4.9	6.4	4.5	9.7	11.1
Avg. Stride Freq. [Hz]	2.1	2.3	2.3	2.3	2.3	2.3	2.3
Avg. Stride Length [m]	6.0	7.5	7.6	7.5	7.4	7.3	7.2



Report Created: Wed 14 August 2024 18:13:26 GMT+10 (Note: Timing is based on positional data)

- [ ] Ranking at each section and finish
- :-:- No data available at this section
- NA No data available

Horse/Jockey Name	HARBOURING/Tala Hutchinson
Finish Rank	12
Fastest Section Time (Section)	0:11.36 (L1200)
Top Speed [km/h] (Section)	64.9 (L1200)
Race State	Finished



### Thomas Farms RC Murray Bridge SA - Professional

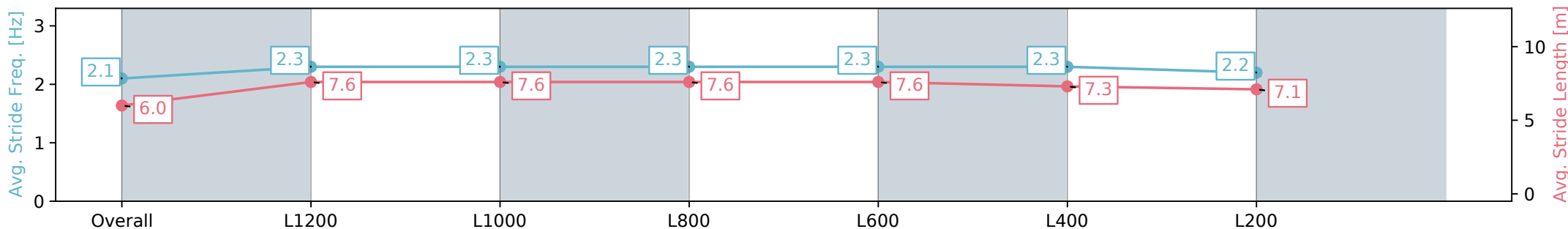
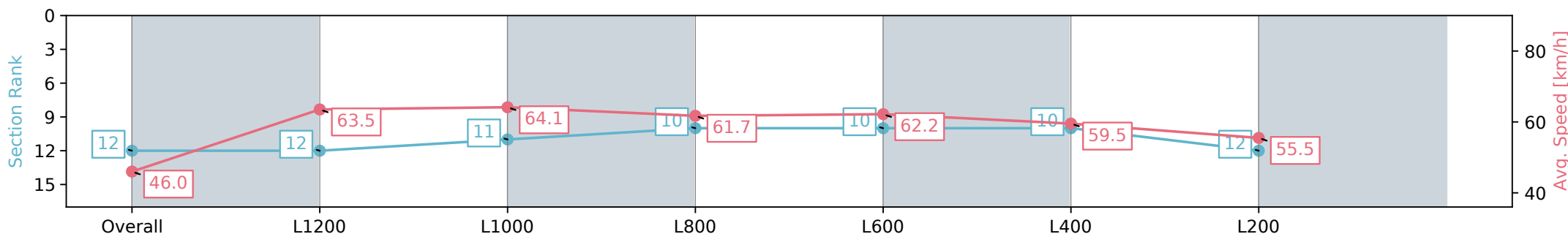
Race 6: Carlton Draught Murray Bridge Gold Cup 12th October Benchmark 56 Handicap - 1400m

14 August 2024 - 3:37PM

Track Rating: Good 4, Weather: Fine, Rail Position: +1.5m 1200m Ch., +4.5m Remainder



Section	Overall	L1200	L1000	L800	L600	L400	L200
Section Times	1:27.02 [12] (0:15.67)	1:11.35 [12] (0:11.36)	0:59.99 [11] (0:11.38)	0:48.61 [10] (0:11.81)	0:36.80 [10] (0:11.72)	0:25.08 [10] (0:12.10)	0:12.98 [12] (0:12.98)
Average Speed [km/h]	46.0	63.5	64.1	61.7	62.2	59.5	55.5
Top Speed [km/h]	62.9	64.0	64.9	63.0	63.2	61.8	57.4
Avg. Dist. to Rail [m]	2.5	1.0	2.5	2.9	2.9	3.6	4.4
Avg. Stride Freq. [Hz]	2.1	2.3	2.3	2.3	2.3	2.3	2.2
Avg. Stride Length [m]	6.0	7.6	7.6	7.6	7.6	7.3	7.1



Report Created: Wed 14 August 2024 18:13:27 GMT+10 (Note: Timing is based on positional data)

- [ ] Ranking at each section and finish
- :-:- No data available at this section
- NA No data available



Horse/Jockey Name	ZURI MISS/Jacob Opperman
Finish Rank	13
Fastest Section Time (Section)	0:11.36 (L1000)
Top Speed [km/h] (Section)	65.4 (L1200)
Race State	Finished



### Thomas Farms RC Murray Bridge SA - Professional

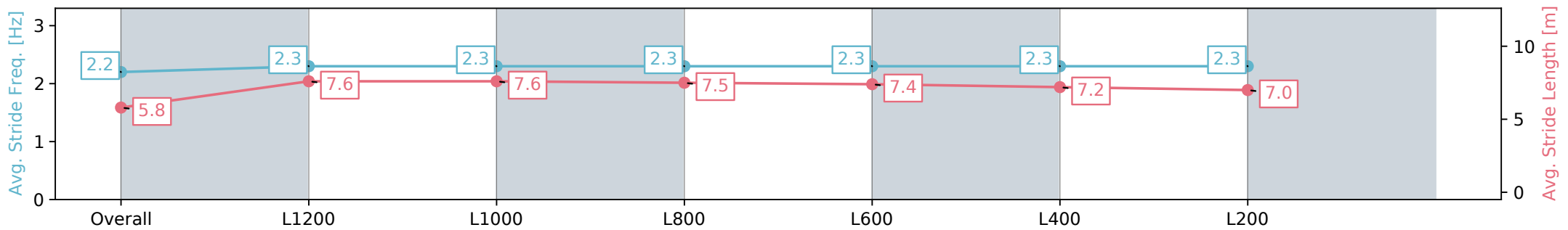
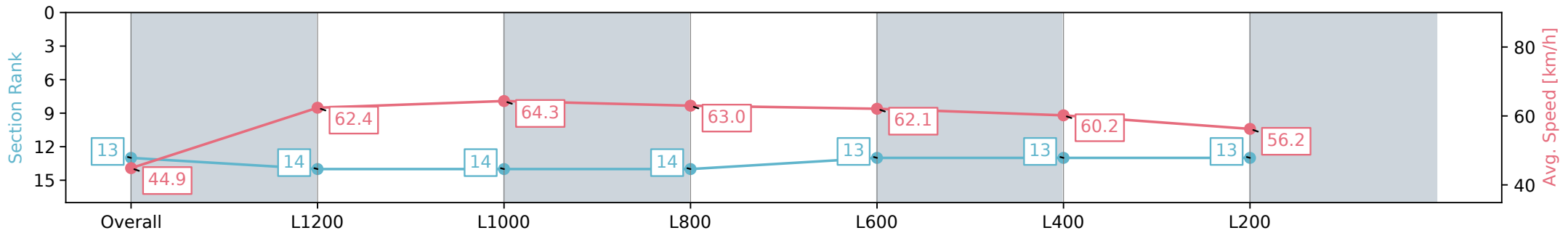
Race 6: Carlton Draught Murray Bridge Gold Cup 12th October Benchmark 56 Handicap - 1400m

14 August 2024 - 3:37PM

Track Rating: Good 4, Weather: Fine, Rail Position: +1.5m 1200m Ch., +4.5m Remainder



Section	Overall	L1200	L1000	L800	L600	L400	L200
Section Times	1:27.10 [13] (0:16.06)	1:11.04 [14] (0:11.59)	0:59.45 [14] (0:11.36)	0:48.09 [14] (0:11.60)	0:36.49 [13] (0:11.72)	0:24.77 [13] (0:11.98)	0:12.79 [13] (0:12.79)
Average Speed [km/h]	44.9	62.4	64.3	63.0	62.1	60.2	56.2
Top Speed [km/h]	63.2	63.4	65.4	64.5	63.1	61.8	58.5
Avg. Dist. to Rail [m]	5.6	2.4	2.9	2.9	2.9	7.2	9.3
Avg. Stride Freq. [Hz]	2.2	2.3	2.3	2.3	2.3	2.3	2.3
Avg. Stride Length [m]	5.8	7.6	7.6	7.5	7.4	7.2	7.0



Report Created: Wed 14 August 2024 18:13:28 GMT+10 (Note: Timing is based on positional data)

[ ] Ranking at each section and finish  
 -:-:- No data available at this section  
 NA No data available

Horse/Jockey Name	NIGHT CRUISER/Rochelle Milnes
Finish Rank	14
Fastest Section Time (Section)	0:11.06 (L1200)
Top Speed [km/h] (Section)	66.2 (Overall)
Race State	Finished



Thomas Farms RC Murray Bridge SA - Professional

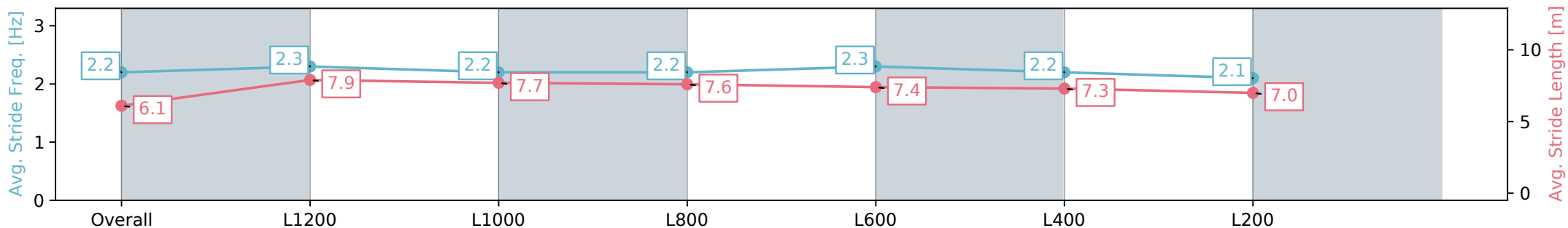
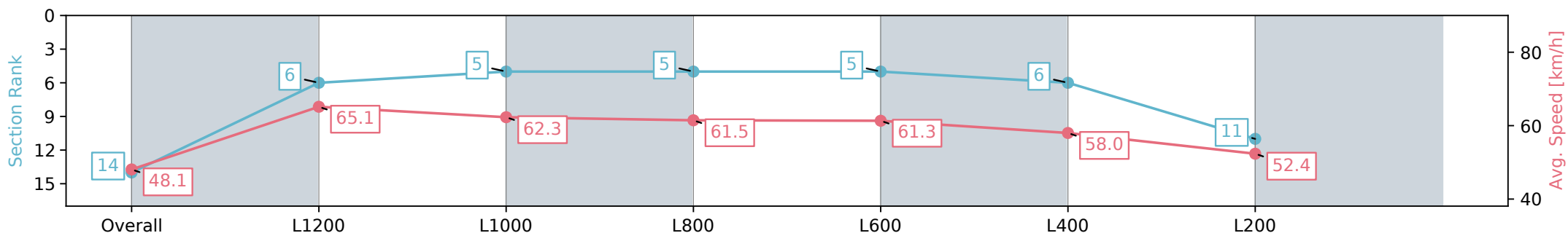
Race 6: Carlton Draught Murray Bridge Gold Cup 12th October Benchmark 56 Handicap - 1400m

14 August 2024 - 3:37PM

Track Rating: Good 4, Weather: Fine, Rail Position: +1.5m 1200m Ch., +4.5m Remainder



Section	Overall	L1200	L1000	L800	L600	L400	L200
Section Times	1:27.75 [14] (0:15.01)	1:12.74 [6] (0:11.06)	1:01.68 [5] (0:11.70)	0:49.98 [5] (0:11.93)	0:38.05 [5] (0:11.90)	0:26.15 [6] (0:12.40)	0:13.75 [11] (0:13.75)
Average Speed [km/h]	48.1	65.1	62.3	61.5	61.3	58.0	52.4
Top Speed [km/h]	65.3	66.2	63.6	62.0	62.3	60.5	55.6
Avg. Dist. to Rail [m]	5.5	1.8	2.6	2.9	3.7	5.3	6.2
Avg. Stride Freq. [Hz]	2.2	2.3	2.2	2.2	2.3	2.2	2.1
Avg. Stride Length [m]	6.1	7.9	7.7	7.6	7.4	7.3	7.0



Report Created: Wed 14 August 2024 18:13:29 GMT+10 (Note: Timing is based on positional data)

[ ] Ranking at each section and finish  
 -:-:- No data available at this section  
 NA No data available