



RACINGSA

Thomas Farms RC Murray Bridge SA

Race 8: Thomas Farms Handicap - 1000m

03 August 2024 - 4:15PM



Murray Bridge
Racing Club

Track Rating: Soft 5, Weather: Fine, Rail Position: +3m 1200m Chute, +2.5m Remainder

Section	Overall	L800	L600	L400	L200
Field Times	0:58.16 (0:13.20)	0:44.95 (0:10.57)	0:34.37 (0:11.12)	0:23.26 (0:11.32)	0:11.93 (0:11.93)

Position	#	Horse/Jockey	Barrier	Top Speed [km/h]	Fastest Section	First 400m	Overall	L800	L600	L400	L200	Margin	Distance Travelled From Winner [m]
1	13	MAZOVIA Jacob Opperman	16	70.3 1000-800	0:10.69 800-600	0:24.55	0:58.16 (0:13.86)	0:44.30 [10] (0:10.69)	0:33.61 [11] (0:11.05)	0:22.56 [10] (0:10.95)	0:11.61 [6] (0:11.61)	0:58.16	
2	6	LEFT TURN CLYDE Alana Livesey	3	69.9 1000-800	0:10.55 800-600	0:23.97	0:58.18 (0:13.42)	0:44.76 [5] (0:10.55)	0:34.21 [3] (0:11.11)	0:23.10 [2] (0:11.21)	0:11.89 [2] (0:11.89)	0.1L	-7
3	7	LESCOT Margaret Collett	11	71.2 1000-800	0:10.60 800-600	0:24.48	0:58.29 (0:13.88)	0:44.41 [11] (0:10.60)	0:33.81 [10] (0:10.95)	0:22.86 [8] (0:11.00)	0:11.86 [3] (0:11.86)	0.8L	+1
4	1	OUTPOST Rochelle Milnes	15	69.7 1000-800	0:10.72 800-600	0:24.81	0:58.41 (0:14.09)	0:44.32 [12] (0:10.72)	0:33.60 [12] (0:10.97)	0:22.63 [12] (0:10.92)	0:11.71 [9] (0:11.71)	1.5L	-2
5	12	LADY SIMONE Jake Toeroek	9	70.4 1000-800	0:10.63 800-600	0:24.24	0:58.43 (0:13.61)	0:44.82 [7] (0:10.63)	0:34.19 [6] (0:11.02)	0:23.17 [5] (0:11.22)	0:11.95 [4] (0:11.95)	1.7L	+2
6	8	LORD MORTON Kayla Crowther	4	70.9 1000-800	0:10.78 800-600	0:24.27	0:58.45 (0:13.49)	0:44.96 [6] (0:10.78)	0:34.18 [7] (0:11.25)	0:22.93 [9] (0:11.19)	0:11.74 [10] (0:11.74)	1.8L	+1
7	3	SIOUX WARRIOR Callan Murray	1	70.7 1000-800	0:10.57 800-600	0:23.78	0:58.55 (0:13.20)	0:45.35 [1] (0:10.57)	0:34.77 [1] (0:11.12)	0:23.65 [1] (0:11.32)	0:12.33 [1] (0:12.33)	2.4L	-6
8	15	MADAM FURPHY Rose Hammond	18	70.1 1000-800	0:10.65 800-600	0:24.90	0:58.67 (0:14.25)	0:44.42 [13] (0:10.65)	0:33.77 [13] (0:10.91)	0:22.86 [13] (0:11.01)	0:11.85 [13] (0:11.85)	0.0L	+1
9	14	TOGETHERFOREVER Manoel Nunes	5	71.5 1000-800	0:10.61 800-600	0:24.31	0:58.77 (0:13.70)	0:45.07 [8] (0:10.61)	0:34.46 [8] (0:11.00)	0:23.46 [7] (0:11.39)	0:12.07 [8] (0:12.07)	0.0L	-1
10	5	ZION Fred Kersley	2	71.0 1000-800	0:10.61 800-600	0:24.36	0:58.81 (0:13.75)	0:45.06 [9] (0:10.61)	0:34.45 [9] (0:11.24)	0:23.21 [10] (0:11.21)	0:12.00 [12] (0:12.00)	4.1L	-3

Scratched: Qeyaady (#2), Fun Forever (#11), Suggestive Miss (#16), Aztec Dancer (#17), Prance 'N' Dance (#18)

Report Created: Sat 03 August 2024 17:03:40 GMT+10 (Note: Timing is based on positional data)

- [] Position in running at each section and finish
- :-:- No data available at this section
- NA No data available
- █ Background shading for fastest section
- # Saddle cloth number
- DNF Did not finish
- DNT Did not track



RACINGSA

Thomas Farms RC Murray Bridge SA

Race 8: Thomas Farms Handicap - 1000m

03 August 2024 - 4:15PM



Murray Bridge
Racing Club

Track Rating: Soft 5, Weather: Fine, Rail Position: +3m 1200m Chute, +2.5m Remainder

Section	Overall	L800	L600	L400	L200
Field Times	0:58.16 (0:13.20)	0:44.95 (0:10.57)	0:34.37 (0:11.12)	0:23.26 (0:11.32)	0:11.93 (0:11.93)

Position	#	Horse/Jockey	Barrier	Top Speed [km/h]	Fastest Section	First 400m	Overall	L800	L600	L400	L200	Margin	Distance Travelled From Winner [m]
11	9	BABAYKA Samuel Payne	14	70.2 1000-800	0:10.60 800-600	0:23.97	0:59.05 (0:13.37)	0:45.68 [4] (0:10.60)	0:35.08 [4] (0:11.14)	0:23.94 [3] (0:11.38)	0:12.56 [5] (0:12.56)	5.5L	-1
12	10	KINDRA PARK Stacey Metcalfe	12	69.6 1000-800	0:10.70 800-600	0:24.04	0:59.09 (0:13.34)	0:45.75 [3] (0:10.70)	0:35.05 [5] (0:11.23)	0:23.82 [6] (0:11.48)	0:12.34 [11] (0:12.34)	5.8L	-2
13	4	SUNDAY FUN DAY Alice Lindsay	6	70.8 1000-800	0:10.65 800-600	0:23.93	0:59.14 (0:13.28)	0:45.86 [2] (0:10.65)	0:35.21 [2] (0:11.22)	0:23.99 [4] (0:11.46)	0:12.53 [7] (0:12.53)	6.1L	-2

Scratched: Qeyaady (#2), Fun Forever (#11), Suggestive Miss (#16), Aztec Dancer (#17), Prance 'N' Dance (#18)

- [] Position in running at each section and finish
- :-:- No data available at this section
- NA No data available
- █ Background shading for fastest section
- # Saddle cloth number
- DNF Did not finish
- DNT Did not track

Horse/Jockey Name	MAZOVIA/Jacob Opperman
Finish Rank	1
Fastest Section Time (Section)	0:10.69 (L800)
Top Speed [km/h] (Section)	70.3 (Overall)
Race State	Finished



Thomas Farms RC Murray Bridge SA - Professional

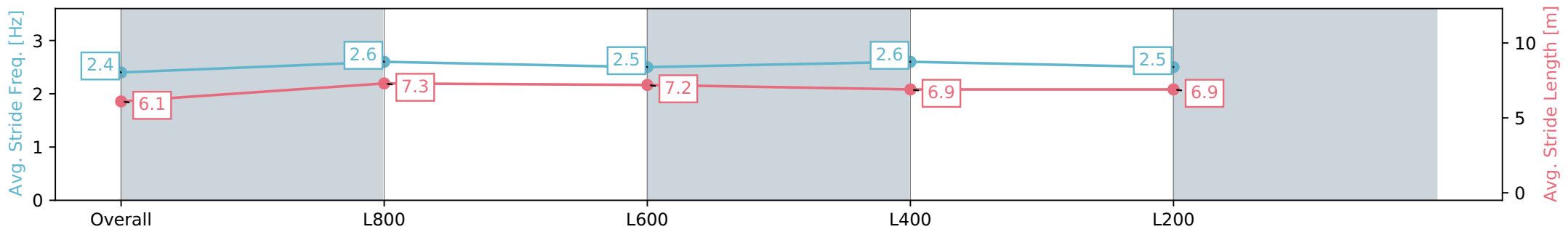
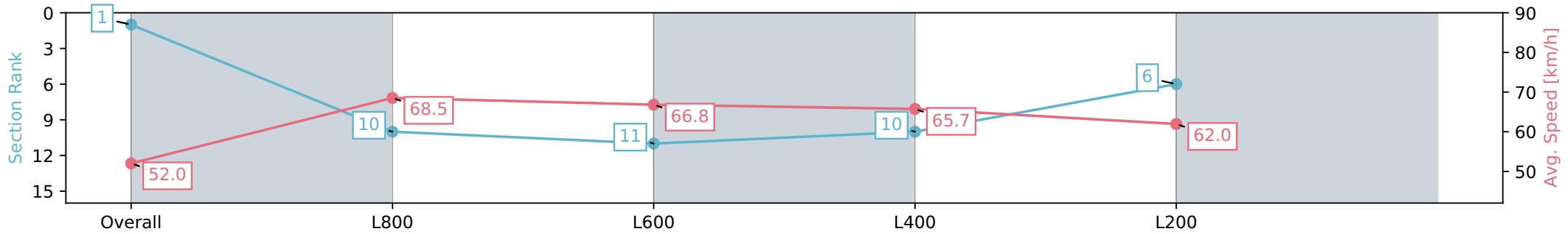
Race 8: Thomas Farms Handicap - 1000m

03 August 2024 - 4:15PM

Track Rating: Soft 5, Weather: Fine, Rail Position: +3m 1200m
Chute, +2.5m Remainder



Section	Overall	L800	L600	L400	L200
Section Times	0:58.16 [1] (0:13.86)	0:44.30 [10] (0:10.69)	0:33.61 [11] (0:11.05)	0:22.56 [10] (0:10.95)	0:11.61 [6] (0:11.61)
Average Speed [km/h]	52.0	68.5	66.8	65.7	62.0
Top Speed [km/h]	70.3	70.3	67.9	68.1	64.1
Avg. Dist. to Rail [m]	5.5	5.0	6.1	10.9	11.6
Avg. Stride Freq. [Hz]	2.4	2.6	2.5	2.6	2.5
Avg. Stride Length [m]	6.1	7.3	7.2	6.9	6.9



[] Ranking at each section and finish
 -:-:- No data available at this section
 NA No data available

Horse/Jockey Name	LEFT TURN CLYDE/Alana Livesey
Finish Rank	2
Fastest Section Time (Section)	0:10.55 (L800)
Top Speed [km/h] (Section)	69.9 (Overall)
Race State	Finished



Thomas Farms RC Murray Bridge SA - Professional

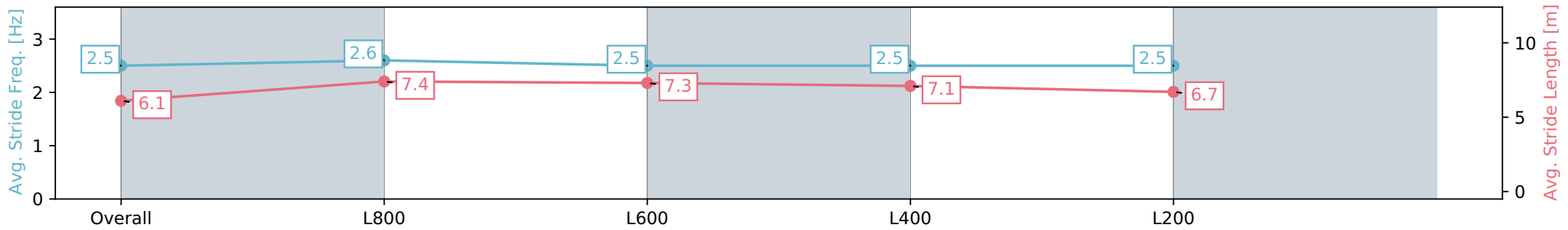
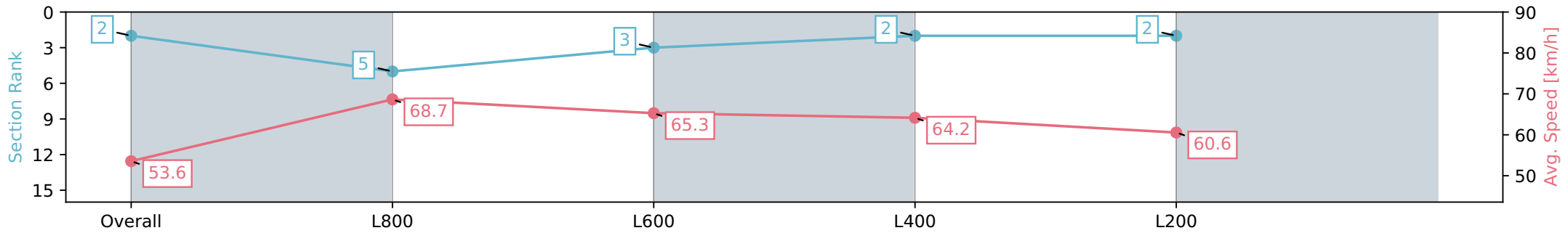
Race 8: Thomas Farms Handicap - 1000m

03 August 2024 - 4:15PM

Track Rating: Soft 5, Weather: Fine, Rail Position: +3m 1200m
Chute, +2.5m Remainder



Section	Overall	L800	L600	L400	L200
Section Times	0:58.18 [2] (0:13.42)	0:44.76 [5] (0:10.55)	0:34.21 [3] (0:11.11)	0:23.10 [2] (0:11.21)	0:11.89 [2] (0:11.89)
Average Speed [km/h]	53.6	68.7	65.3	64.2	60.6
Top Speed [km/h]	69.9	69.9	67.2	65.4	63.2
Avg. Dist. to Rail [m]	0.7	1.7	1.8	5.0	7.8
Avg. Stride Freq. [Hz]	2.5	2.6	2.5	2.5	2.5
Avg. Stride Length [m]	6.1	7.4	7.3	7.1	6.7



- [] Ranking at each section and finish
- :-:- No data available at this section
- NA No data available

Horse/Jockey Name	LESCOT/Margaret Collett
Finish Rank	3
Fastest Section Time (Section)	0:10.60 (L800)
Top Speed [km/h] (Section)	71.2 (Overall)
Race State	Finished



Thomas Farms RC Murray Bridge SA - Professional

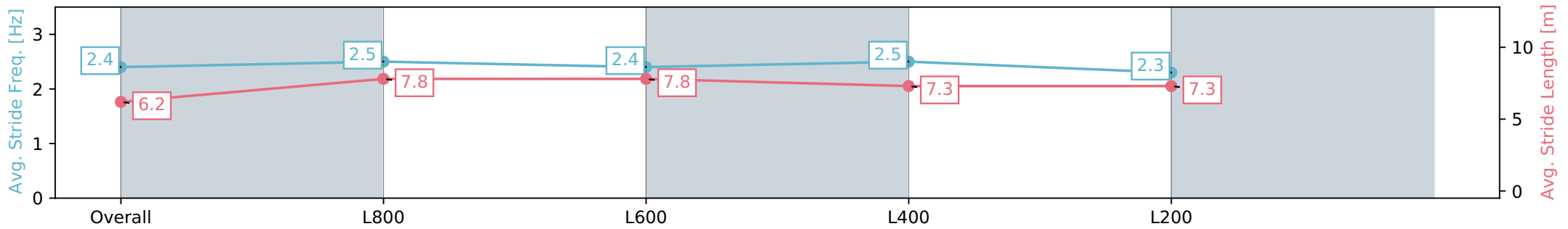
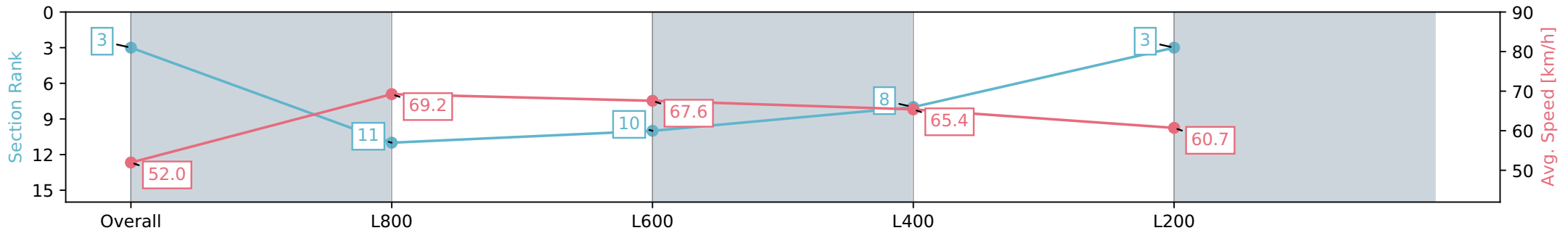
Race 8: Thomas Farms Handicap - 1000m

03 August 2024 - 4:15PM

Track Rating: Soft 5, Weather: Fine, Rail Position: +3m 1200m
Chute, +2.5m Remainder



Section	Overall	L800	L600	L400	L200
Section Times	0:58.29 [3] (0:13.88)	0:44.41 [11] (0:10.60)	0:33.81 [10] (0:10.95)	0:22.86 [8] (0:11.00)	0:11.86 [3] (0:11.86)
Average Speed [km/h]	52.0	69.2	67.6	65.4	60.7
Top Speed [km/h]	70.5	71.2	68.5	67.0	63.7
Avg. Dist. to Rail [m]	5.5	6.6	6.1	10.6	12.4
Avg. Stride Freq. [Hz]	2.4	2.5	2.4	2.5	2.3
Avg. Stride Length [m]	6.2	7.8	7.8	7.3	7.3



- [] Ranking at each section and finish
- :-:- No data available at this section
- NA No data available

Horse/Jockey Name	OUTPOST/Rochelle Milnes
Finish Rank	4
Fastest Section Time (Section)	0:10.72 (L800)
Top Speed [km/h] (Section)	69.7 (Overall)
Race State	Finished



Thomas Farms RC Murray Bridge SA - Professional

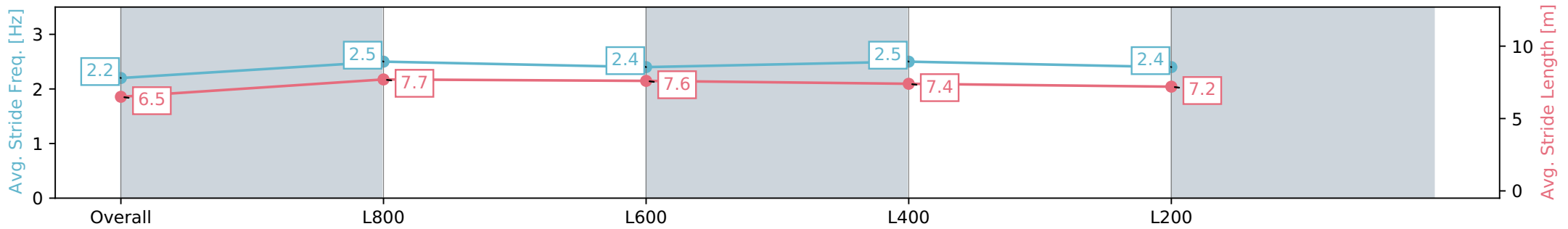
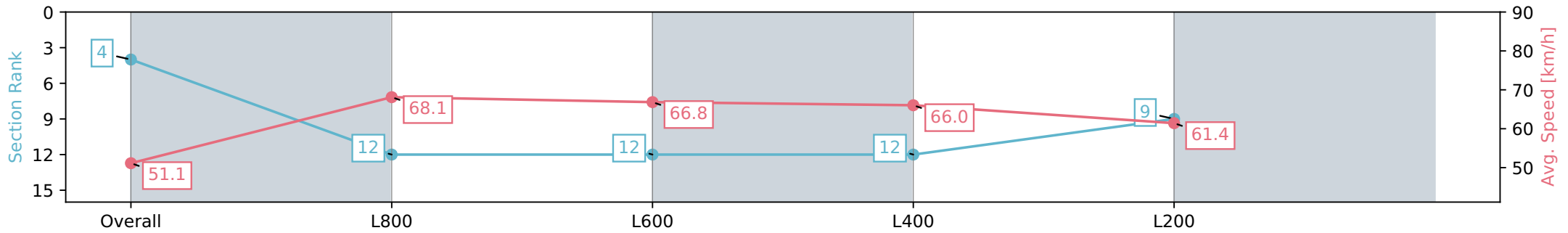
Race 8: Thomas Farms Handicap - 1000m

03 August 2024 - 4:15PM

Track Rating: Soft 5, Weather: Fine, Rail Position: +3m 1200m
Chute, +2.5m Remainder



Section	Overall	L800	L600	L400	L200
Section Times	0:58.41 [4] (0:14.09)	0:44.32 [12] (0:10.72)	0:33.60 [12] (0:10.97)	0:22.63 [12] (0:10.92)	0:11.71 [9] (0:11.71)
Average Speed [km/h]	51.1	68.1	66.8	66.0	61.4
Top Speed [km/h]	67.4	69.7	67.9	67.3	64.3
Avg. Dist. to Rail [m]	6.0	4.4	4.7	10.8	13.4
Avg. Stride Freq. [Hz]	2.2	2.5	2.4	2.5	2.4
Avg. Stride Length [m]	6.5	7.7	7.6	7.4	7.2



Report Created: Sat 03 August 2024 17:03:49 GMT+10 (Note: Timing is based on positional data)

- [] Ranking at each section and finish
- :-:- No data available at this section
- NA No data available

Horse/Jockey Name	LADY SIMONE/Jake Toeroek
Finish Rank	5
Fastest Section Time (Section)	0:10.63 (L800)
Top Speed [km/h] (Section)	70.4 (Overall)
Race State	Finished



Thomas Farms RC Murray Bridge SA - Professional

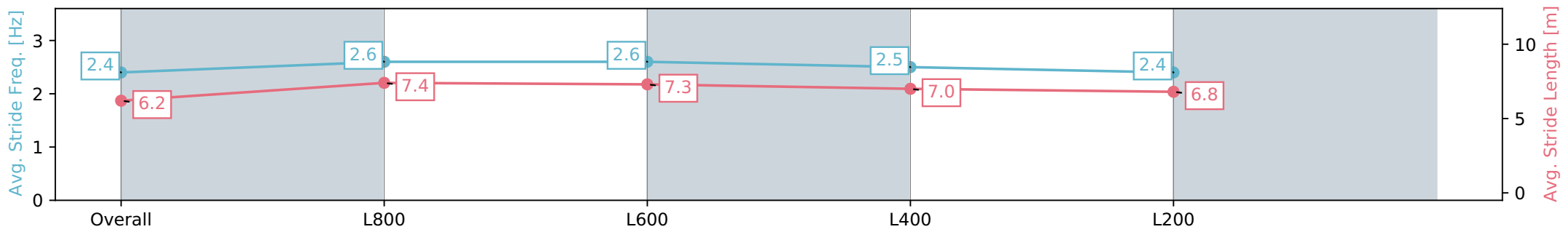
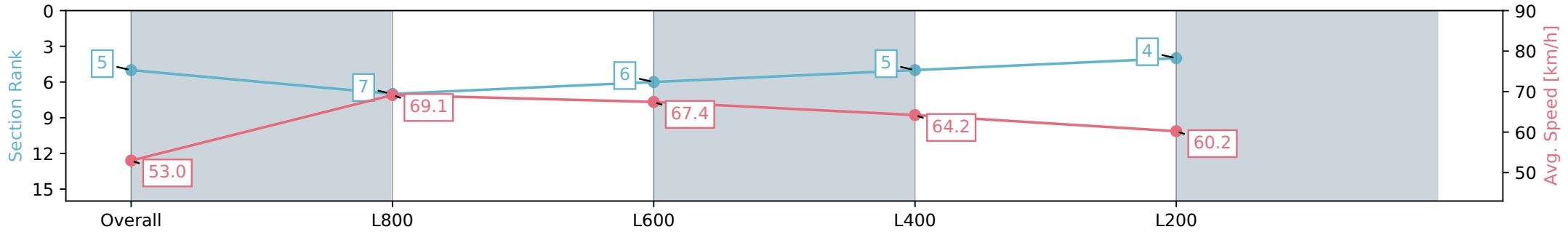
Race 8: Thomas Farms Handicap - 1000m

03 August 2024 - 4:15PM

Track Rating: Soft 5, Weather: Fine, Rail Position: +3m 1200m
Chute, +2.5m Remainder



Section	Overall	L800	L600	L400	L200
Section Times	0:58.43 [5] (0:13.61)	0:44.82 [7] (0:10.63)	0:34.19 [6] (0:11.02)	0:23.17 [5] (0:11.22)	0:11.95 [4] (0:11.95)
Average Speed [km/h]	53.0	69.1	67.4	64.2	60.2
Top Speed [km/h]	69.6	70.4	69.1	66.5	62.2
Avg. Dist. to Rail [m]	4.1	6.5	7.2	12.0	12.1
Avg. Stride Freq. [Hz]	2.4	2.6	2.6	2.5	2.4
Avg. Stride Length [m]	6.2	7.4	7.3	7.0	6.8



Report Created: Sat 03 August 2024 17:03:51 GMT+10 (Note: Timing is based on positional data)

- [] Ranking at each section and finish
- :-:- No data available at this section
- NA No data available

Horse/Jockey Name	LORD MORTON/Kayla Crowther
Finish Rank	6
Fastest Section Time (Section)	0:10.78 (L800)
Top Speed [km/h] (Section)	70.9 (Overall)
Race State	Finished



Thomas Farms RC Murray Bridge SA - Professional

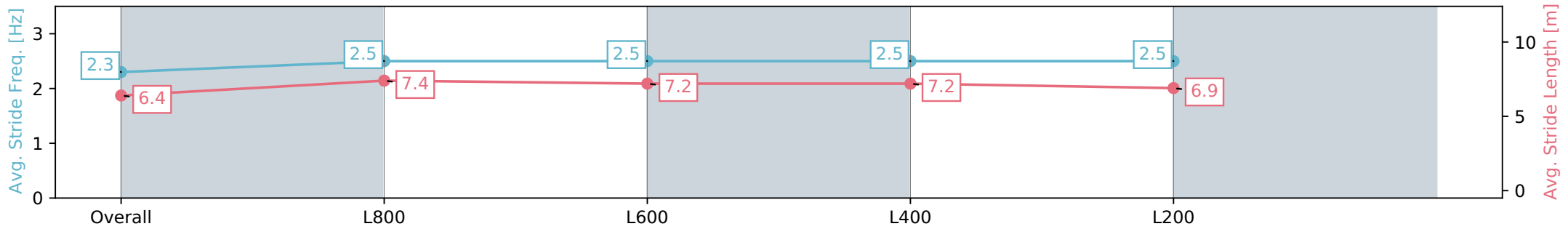
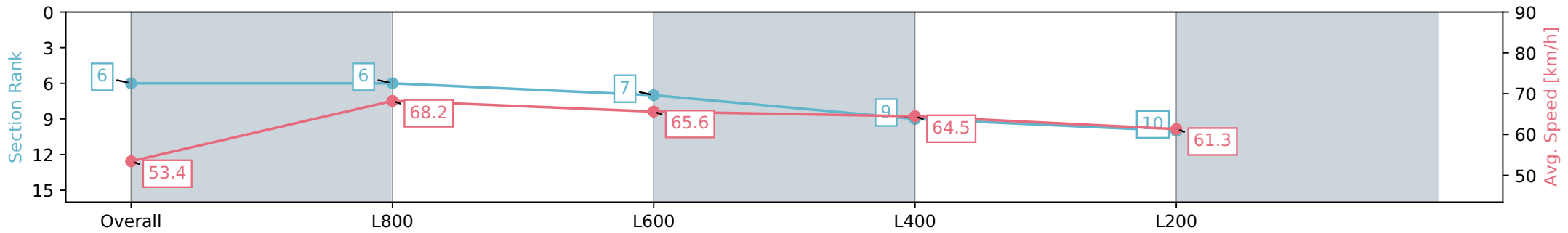
Race 8: Thomas Farms Handicap - 1000m

03 August 2024 - 4:15PM

Track Rating: Soft 5, Weather: Fine, Rail Position: +3m 1200m
Chute, +2.5m Remainder



Section	Overall	L800	L600	L400	L200
Section Times	0:58.45 [6] (0:13.49)	0:44.96 [6] (0:10.78)	0:34.18 [7] (0:11.25)	0:22.93 [9] (0:11.19)	0:11.74 [10] (0:11.74)
Average Speed [km/h]	53.4	68.2	65.6	64.5	61.3
Top Speed [km/h]	67.3	70.9	67.7	65.3	63.2
Avg. Dist. to Rail [m]	2.3	6.3	6.0	9.1	13.0
Avg. Stride Freq. [Hz]	2.3	2.5	2.5	2.5	2.5
Avg. Stride Length [m]	6.4	7.4	7.2	7.2	6.9



Report Created: Sat 03 August 2024 17:03:53 GMT+10 (Note: Timing is based on positional data)

- [] Ranking at each section and finish
- :-:- No data available at this section
- NA No data available

Horse/Jockey Name	SIOUX WARRIOR/Callan Murray
Finish Rank	7
Fastest Section Time (Section)	0:10.57 (L800)
Top Speed [km/h] (Section)	70.7 (Overall)
Race State	Finished



Thomas Farms RC Murray Bridge SA - Professional

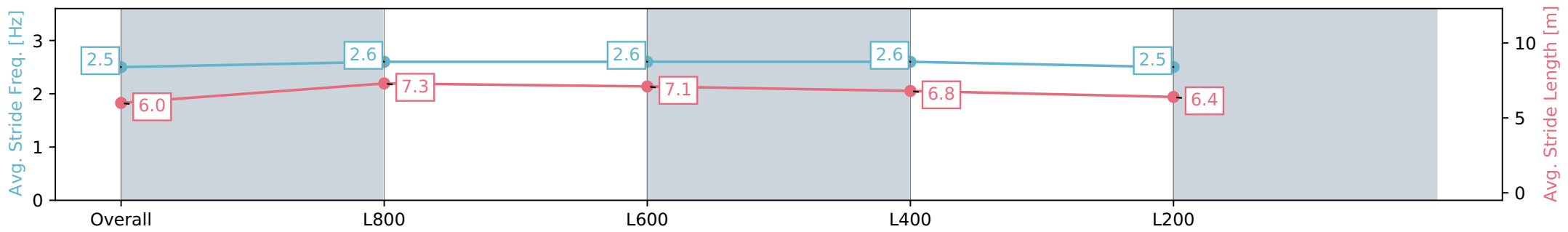
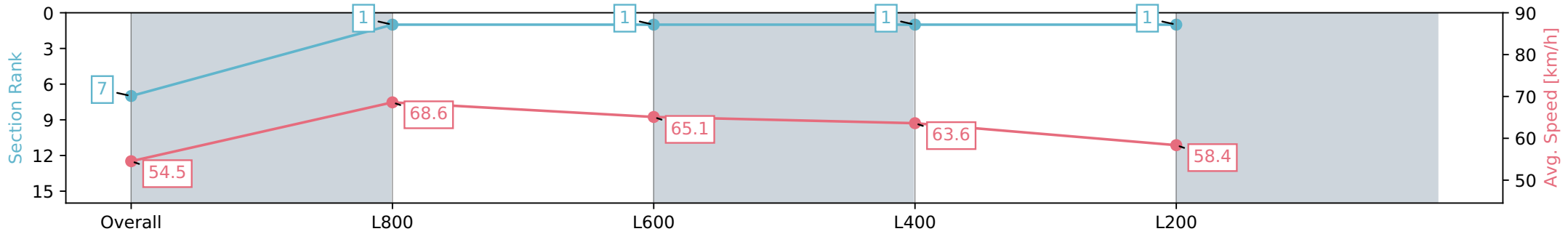
Race 8: Thomas Farms Handicap - 1000m

03 August 2024 - 4:15PM

Track Rating: Soft 5, Weather: Fine, Rail Position: +3m 1200m
Chute, +2.5m Remainder



Section	Overall	L800	L600	L400	L200
Section Times	0:58.55 [7] (0:13.20)	0:45.35 [1] (0:10.57)	0:34.77 [1] (0:11.12)	0:23.65 [1] (0:11.32)	0:12.33 [1] (0:12.33)
Average Speed [km/h]	54.5	68.6	65.1	63.6	58.4
Top Speed [km/h]	70.4	70.7	66.1	65.0	61.9
Avg. Dist. to Rail [m]	0.7	2.0	1.6	2.9	5.3
Avg. Stride Freq. [Hz]	2.5	2.6	2.6	2.6	2.5
Avg. Stride Length [m]	6.0	7.3	7.1	6.8	6.4



[] Ranking at each section and finish
 -:-:- No data available at this section
 NA No data available

Horse/Jockey Name	MADAM FURPHY/Rose Hammond
Finish Rank	8
Fastest Section Time (Section)	0:10.65 (L800)
Top Speed [km/h] (Section)	70.1 (Overall)
Race State	Finished



Thomas Farms RC Murray Bridge SA - Professional

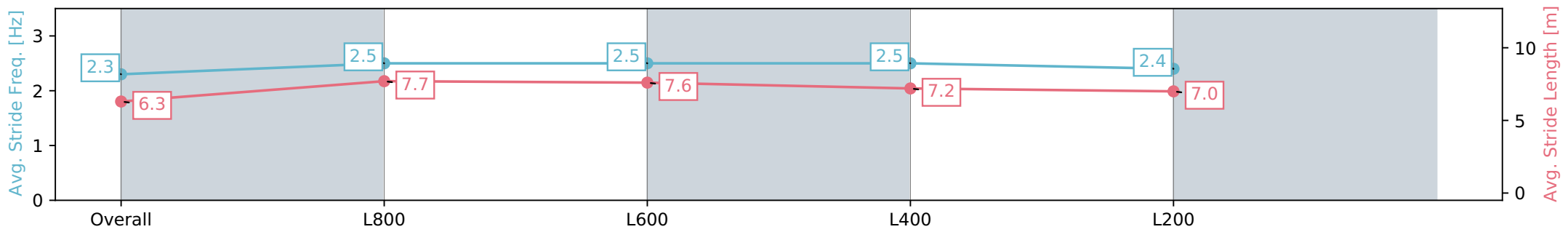
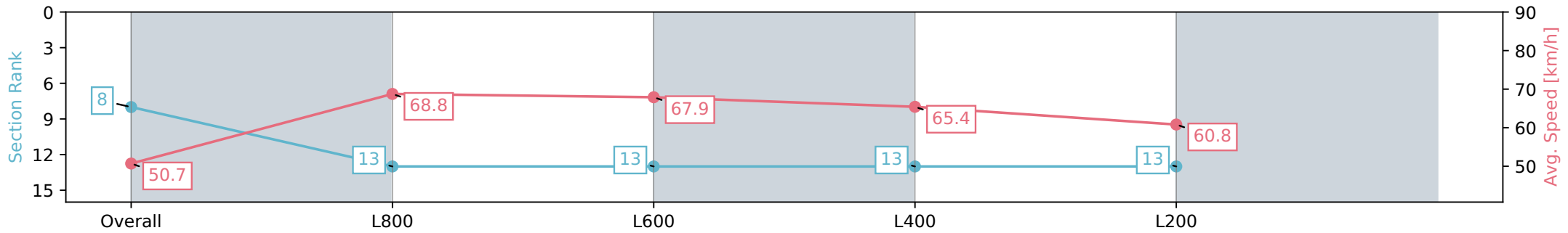
Race 8: Thomas Farms Handicap - 1000m

03 August 2024 - 4:15PM

Track Rating: Soft 5, Weather: Fine, Rail Position: +3m 1200m
Chute, +2.5m Remainder



Section	Overall	L800	L600	L400	L200
Section Times	0:58.67 [8] (0:14.25)	0:44.42 [13] (0:10.65)	0:33.77 [13] (0:10.91)	0:22.86 [13] (0:11.01)	0:11.85 [13] (0:11.85)
Average Speed [km/h]	50.7	68.8	67.9	65.4	60.8
Top Speed [km/h]	68.0	70.1	69.1	67.1	63.3
Avg. Dist. to Rail [m]	8.6	6.3	6.7	12.7	15.1
Avg. Stride Freq. [Hz]	2.3	2.5	2.5	2.5	2.4
Avg. Stride Length [m]	6.3	7.7	7.6	7.2	7.0



[] Ranking at each section and finish
 -:-:- No data available at this section
 NA No data available

Horse/Jockey Name	TOGETHERFOREVER/Manoel Nunes
Finish Rank	9
Fastest Section Time (Section)	0:10.61 (L800)
Top Speed [km/h] (Section)	71.5 (Overall)
Race State	Finished



Thomas Farms RC Murray Bridge SA - Professional

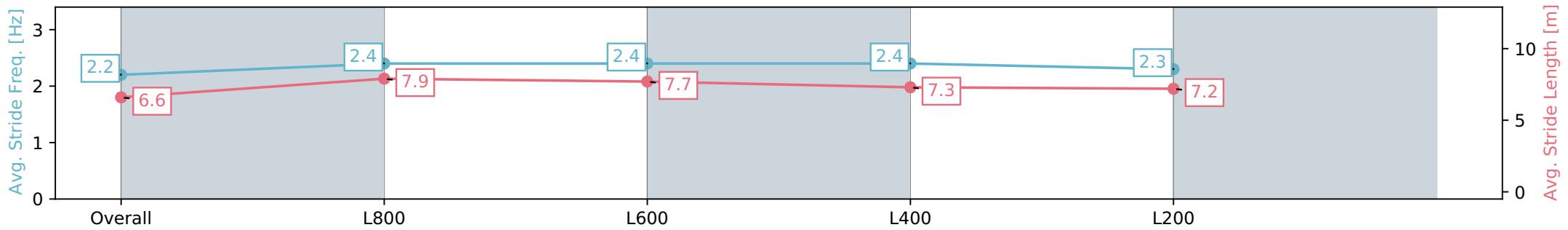
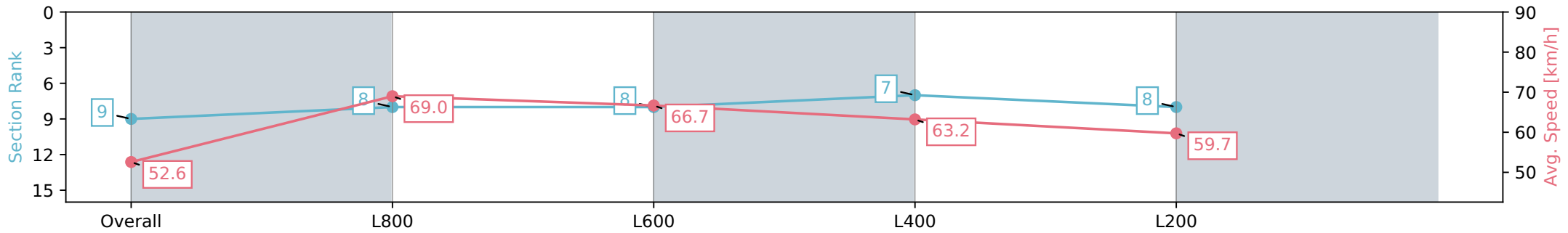
Race 8: Thomas Farms Handicap - 1000m

03 August 2024 - 4:15PM

Track Rating: Soft 5, Weather: Fine, Rail Position: +3m 1200m
Chute, +2.5m Remainder



Section	Overall	L800	L600	L400	L200
Section Times	0:58.77 [9] (0:13.70)	0:45.07 [8] (0:10.61)	0:34.46 [8] (0:11.00)	0:23.46 [7] (0:11.39)	0:12.07 [8] (0:12.07)
Average Speed [km/h]	52.6	69.0	66.7	63.2	59.7
Top Speed [km/h]	71.1	71.5	68.3	65.0	61.1
Avg. Dist. to Rail [m]	3.1	5.2	4.1	7.9	11.1
Avg. Stride Freq. [Hz]	2.2	2.4	2.4	2.4	2.3
Avg. Stride Length [m]	6.6	7.9	7.7	7.3	7.2



- [] Ranking at each section and finish
- :-:- No data available at this section
- NA No data available

Horse/Jockey Name	ZION/Fred Kersley
Finish Rank	10
Fastest Section Time (Section)	0:10.61 (L800)
Top Speed [km/h] (Section)	71.0 (Overall)
Race State	Finished



Thomas Farms RC Murray Bridge SA - Professional

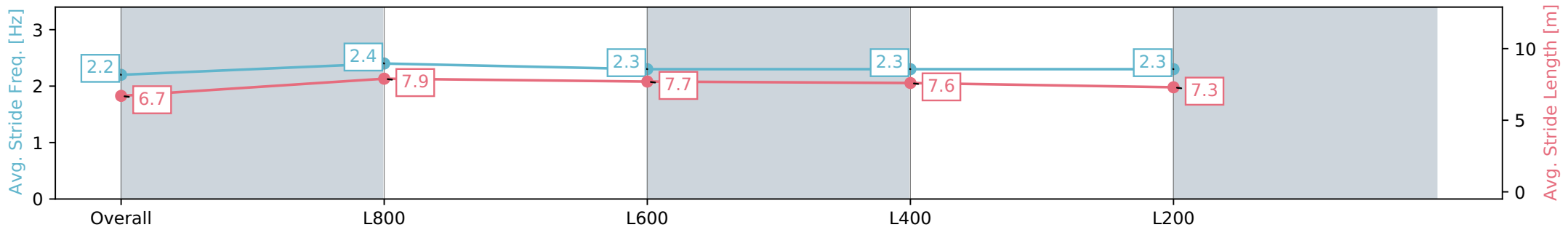
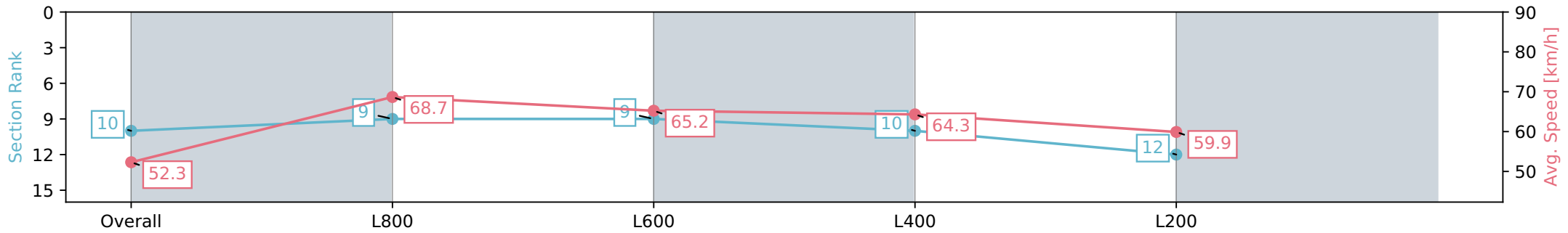
Race 8: Thomas Farms Handicap - 1000m

03 August 2024 - 4:15PM

Track Rating: Soft 5, Weather: Fine, Rail Position: +3m 1200m
Chute, +2.5m Remainder



Section	Overall	L800	L600	L400	L200
Section Times	0:58.81 [10] (0:13.75)	0:45.06 [9] (0:10.61)	0:34.45 [9] (0:11.24)	0:23.21 [10] (0:11.21)	0:12.00 [12] (0:12.00)
Average Speed [km/h]	52.3	68.7	65.2	64.3	59.9
Top Speed [km/h]	69.9	71.0	66.4	66.3	62.2
Avg. Dist. to Rail [m]	0.7	3.7	4.3	5.9	6.0
Avg. Stride Freq. [Hz]	2.2	2.4	2.3	2.3	2.3
Avg. Stride Length [m]	6.7	7.9	7.7	7.6	7.3



- [] Ranking at each section and finish
- :-:- No data available at this section
- NA No data available

Horse/Jockey Name	BABAYKA/Samuel Payne
Finish Rank	11
Fastest Section Time (Section)	0:10.60 (L800)
Top Speed [km/h] (Section)	70.2 (Overall)
Race State	Finished



Thomas Farms RC Murray Bridge SA - Professional

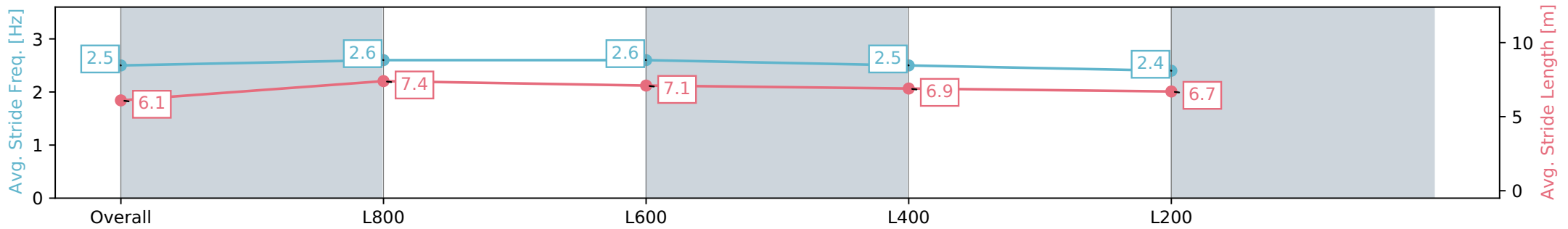
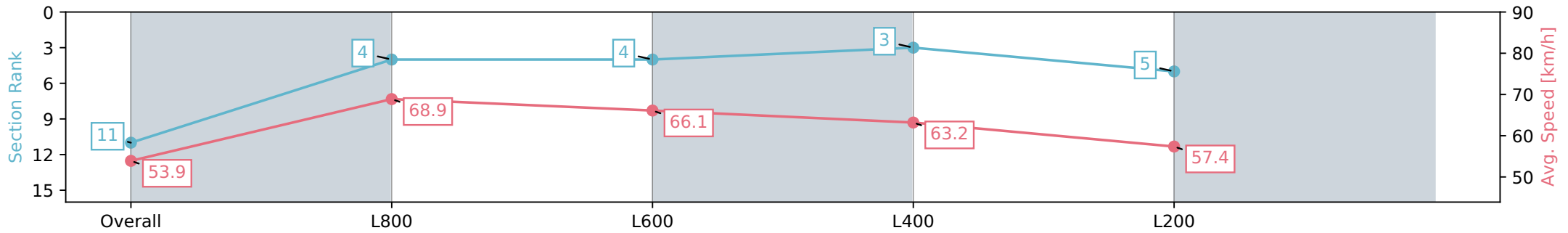
Race 8: Thomas Farms Handicap - 1000m

03 August 2024 - 4:15PM

Track Rating: Soft 5, Weather: Fine, Rail Position: +3m 1200m
Chute, +2.5m Remainder



Section	Overall	L800	L600	L400	L200
Section Times	0:59.05 [11] (0:13.37)	0:45.68 [4] (0:10.60)	0:35.08 [4] (0:11.14)	0:23.94 [3] (0:11.38)	0:12.56 [5] (0:12.56)
Average Speed [km/h]	53.9	68.9	66.1	63.2	57.4
Top Speed [km/h]	70.1	70.2	68.7	66.0	60.2
Avg. Dist. to Rail [m]	4.9	4.5	5.4	8.5	9.1
Avg. Stride Freq. [Hz]	2.5	2.6	2.6	2.5	2.4
Avg. Stride Length [m]	6.1	7.4	7.1	6.9	6.7



Report Created: Sat 03 August 2024 17:04:05 GMT+10 (Note: Timing is based on positional data)

- [] Ranking at each section and finish
- :-:- No data available at this section
- NA No data available

Horse/Jockey Name	KINDRA PARK/Stacey Metcalfe
Finish Rank	12
Fastest Section Time (Section)	0:10.70 (L800)
Top Speed [km/h] (Section)	69.6 (Overall)
Race State	Finished



Thomas Farms RC Murray Bridge SA - Professional

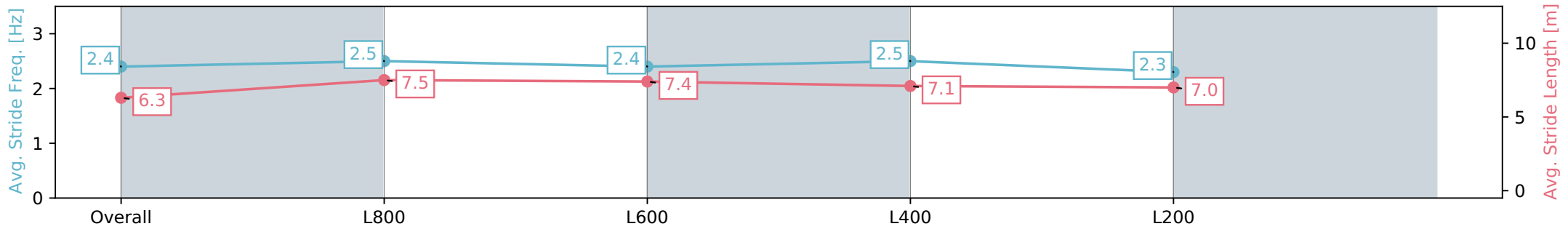
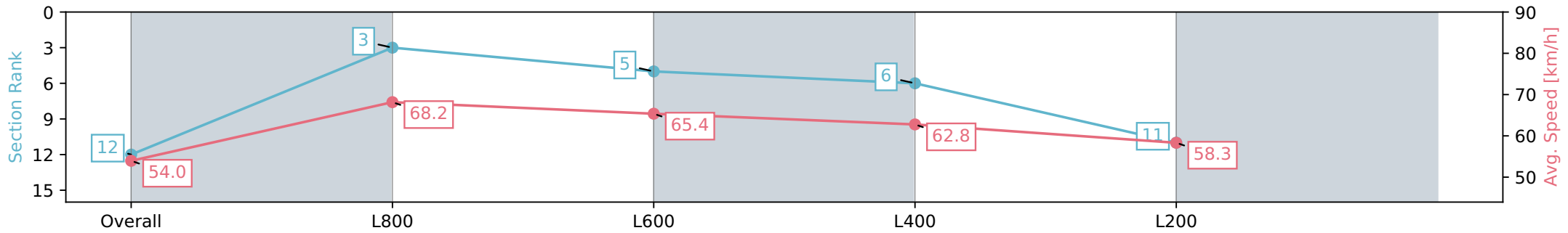
Race 8: Thomas Farms Handicap - 1000m

03 August 2024 - 4:15PM

Track Rating: Soft 5, Weather: Fine, Rail Position: +3m 1200m
Chute, +2.5m Remainder



Section	Overall	L800	L600	L400	L200
Section Times	0:59.09 [12] (0:13.34)	0:45.75 [3] (0:10.70)	0:35.05 [5] (0:11.23)	0:23.82 [6] (0:11.48)	0:12.34 [11] (0:12.34)
Average Speed [km/h]	54.0	68.2	65.4	62.8	58.3
Top Speed [km/h]	69.3	69.6	67.6	64.7	60.2
Avg. Dist. to Rail [m]	4.9	4.2	4.6	7.7	11.9
Avg. Stride Freq. [Hz]	2.4	2.5	2.4	2.5	2.3
Avg. Stride Length [m]	6.3	7.5	7.4	7.1	7.0



- [] Ranking at each section and finish
- :-:- No data available at this section
- NA No data available

Horse/Jockey Name	SUNDAY FUN DAY/Alice Lindsay
Finish Rank	13
Fastest Section Time (Section)	0:10.65 (L800)
Top Speed [km/h] (Section)	70.8 (Overall)
Race State	Finished



Thomas Farms RC Murray Bridge SA - Professional

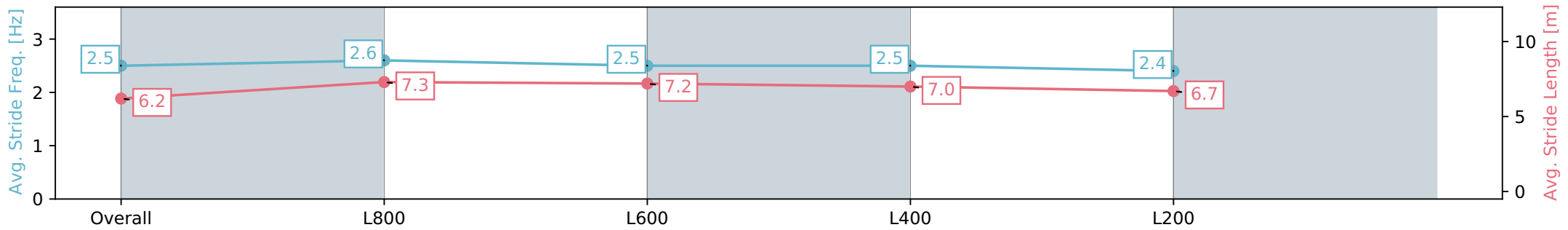
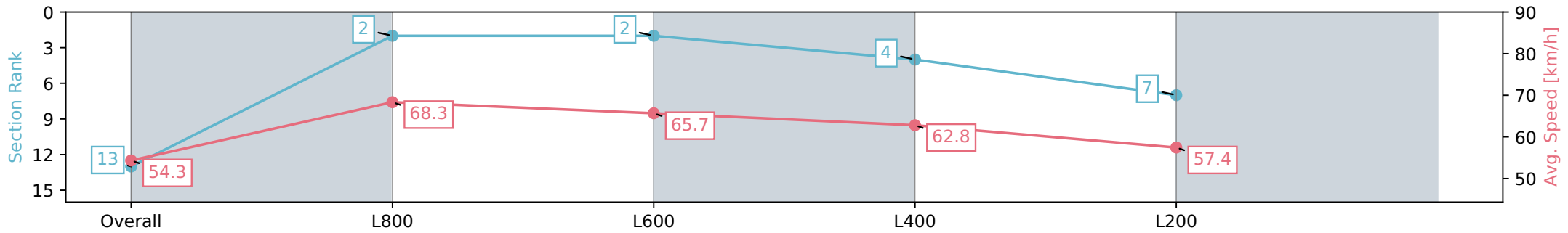
Race 8: Thomas Farms Handicap - 1000m

03 August 2024 - 4:15PM

Track Rating: Soft 5, Weather: Fine, Rail Position: +3m 1200m
Chute, +2.5m Remainder



Section	Overall	L800	L600	L400	L200
Section Times	0:59.14 [13] (0:13.28)	0:45.86 [2] (0:10.65)	0:35.21 [2] (0:11.22)	0:23.99 [4] (0:11.46)	0:12.53 [7] (0:12.53)
Average Speed [km/h]	54.3	68.3	65.7	62.8	57.4
Top Speed [km/h]	69.9	70.8	67.0	66.0	59.4
Avg. Dist. to Rail [m]	3.8	3.9	5.3	7.2	8.3
Avg. Stride Freq. [Hz]	2.5	2.6	2.5	2.5	2.4
Avg. Stride Length [m]	6.2	7.3	7.2	7.0	6.7



- [] Ranking at each section and finish
- :-:- No data available at this section
- NA No data available