



RACINGSA

Thomas Farms RC Murray Bridge SA

Race 7: In Memory of Simone Montgomerie & Melanie Tyndall Handicap - 1400m

03 August 2024 - 3:38PM

Track Rating: Soft 5, Weather: Fine, Rail Position: +3m 1200m Chute, +2.5m Remainder



Murray Bridge
Racing Club

Section Field Times							Overall	L1200	L1000	L800	L600	L400	
							1:24.19 (0:14.05)	1:10.14 (0:11.18)	0:58.96 (0:11.66)	0:47.28 (0:12.19)	0:35.11 (0:11.74)	0:23.37 (0:11.56)	
Position	#	Horse/Jockey	Barrier	Top Speed [km/h]	Fastest Section	First 400m							Distance Travelled From Winner [m]
1	11	ANNIHILATE Teagan Voorham	14	66.7 800-600	0:11.10 400-200	0:26.53	1:24.19 (0:15.05)	1:09.14 [11] (0:11.48)	0:57.66 [11] (0:11.55)	0:46.11 [11] (0:11.99)	0:34.12 [11] (0:11.37)	0:22.75 [11] (0:11.10)	
2	12	FIASCO TESS Jacob Opperman	5	65.7 800-600	0:11.28 400-200	0:25.76	1:24.22 (0:14.31)	1:09.91 [5] (0:11.45)	0:58.46 [6] (0:11.89)	0:46.57 [8] (0:11.99)	0:34.58 [6] (0:11.52)	0:23.06 [6] (0:11.28)	+4
3	2	MAGNETIC EDGE Samuel Payne	8	66.0 600-400	0:11.34 400-200	0:26.04	1:24.40 (0:14.53)	1:09.87 [8] (0:11.51)	0:58.36 [9] (0:11.71)	0:46.65 [9] (0:12.00)	0:34.65 [9] (0:11.65)	0:23.00 [10] (0:11.34)	+4
4	5	BALLON D'OR Kayla Crowther	2	64.2 1400-1200	0:11.37 1200-1000	0:25.70	1:24.58 (0:14.33)	1:10.25 [6] (0:11.37)	0:58.88 [5] (0:11.76)	0:47.12 [5] (0:12.00)	0:35.12 [5] (0:11.53)	0:23.59 [2] (0:11.40)	-6
5	4	WILLYBEAFCTOR Nichola Yuen	12	66.5 1400-1200	0:11.01 1200-1000	0:25.23	1:24.71 (0:14.22)	1:10.49 [3] (0:11.01)	0:59.48 [1] (0:11.66)	0:47.82 [1] (0:12.19)	0:35.63 [1] (0:11.74)	0:23.89 [1] (0:11.56)	-4
6	3	NEODIUM Caitlin Jones	7	64.8 1400-1200	0:11.44 1200-1000	0:25.53	1:24.71 (0:14.09)	1:10.62 [2] (0:11.44)	0:59.18 [3] (0:11.81)	0:47.37 [3] (0:12.09)	0:35.28 [4] (0:11.65)	0:23.63 [4] (0:11.53)	+1
7	7	TEXAN WINDSTORM Jake Toeroek	3	65.1 600-400	0:11.36 1200-1000	0:25.40	1:24.87 (0:14.04)	1:10.83 [1] (0:11.36)	0:59.47 [2] (0:11.78)	0:47.69 [2] (0:12.16)	0:35.53 [3] (0:11.71)	0:23.82 [3] (0:11.46)	-5
8	9	EXALTED DAME Taylor Johnstone	6	65.1 600-400	0:11.43 400-200	0:26.01	1:24.88 (0:14.52)	1:10.36 [7] (0:11.49)	0:58.87 [8] (0:11.62)	0:47.25 [7] (0:12.02)	0:35.23 [7] (0:11.72)	0:23.51 [9] (0:11.43)	+0
9	8	AIGUILLETTE Callan Murray	9	66.9 1400-1200	0:11.25 1200-1000	0:25.94	1:24.89 (0:14.69)	1:10.20 [9] (0:11.25)	0:58.95 [7] (0:11.67)	0:47.28 [6] (0:12.09)	0:35.19 [8] (0:11.59)	0:23.60 [8] (0:11.47)	+0
10	6	CULLEN SKINK Ben Price	13	65.3 800-600	0:11.40 1200-1000	0:26.28	1:25.00 (0:14.88)	1:10.12 [10] (0:11.40)	0:58.72 [10] (0:11.55)	0:47.17 [10] (0:11.96)	0:35.21 [10] (0:11.41)	0:23.80 [7] (0:11.46)	-1

Scratched: Alpine Flyer (#1), Komachi (#10), Solar Blast (#14)

- [] Position in running at each section and finish
- :-:- No data available at this section
- NA No data available
- █ Background shading for fastest section
- # Saddle cloth number
- DNF Did not finish
- DNT Did not track



RACINGSA

Thomas Farms RC Murray Bridge SA

Race 7: In Memory of Simone Montgomerie & Melanie Tyndall Handicap - 1400m

03 August 2024 - 3:38PM

Track Rating: Soft 5, Weather: Fine, Rail Position: +3m 1200m Chute, +2.5m Remainder



Murray Bridge
Racing Club

Section Field Times							Overall	L1200	L1000	L800	L600	L400	Distance Travelled From Winner [m]	
							1:24.19 (0:14.05)	1:10.14 (0:11.18)	0:58.96 (0:11.66)	0:47.28 (0:12.19)	0:35.11 (0:11.74)	0:23.37 (0:11.56)		
Position	#	Horse/Jockey	Barrier	Top Speed [km/h]	Fastest Section	First 400m								
11	13	HEADPHONES	10	64.5	0:11.39	0:25.68	1:25.42	1:11.13 [4]	0:59.74 [4]	0:47.98 [4]	0:36.14 [2]	0:24.30 [5]		+3
		Alana Livesey		1400-1200	1200-1000		(0:14.28)	(0:11.39)	(0:11.76)	(0:11.84)	(0:11.84)	(0:11.74)		

Scratched: Alpine Flyer (#1), Komachi (#10), Solar Blast (#14)

- [] Position in running at each section and finish # Saddle cloth number
- :-:- No data available at this section DNF Did not finish
- NA No data available DNT Did not track
- Background shading for fastest section



RACINGSA

Thomas Farms RC Murray Bridge SA

Race 7: In Memory of Simone Montgomerie & Melanie Tyndall Handicap - 1400m

03 August 2024 - 3:38PM

Track Rating: Soft 5, Weather: Fine, Rail Position: +3m 1200m Chute, +2.5m Remainder



Murray Bridge
Racing Club

Section

Field Times

L200

0:11.80

(0:11.80)

Position	#	Horse/Jockey	Barrier	Top Speed [km/h]	Fastest Section	First 400m	Margin							Distance Travelled From Winner [m]
1	11	ANNIHILATE Teagan Voorham	14	66.7 800-600	0:11.10 400-200	0:26.53	0:11.65 [5] (0:11.65)	1:24.19						
2	12	FIASCO TESS Jacob Opperman	5	65.7 800-600	0:11.28 400-200	0:25.76	0:11.78 [3] (0:11.78)	0.2L						+4
3	2	MAGNETIC EDGE Samuel Payne	8	66.0 600-400	0:11.34 400-200	0:26.04	0:11.66 [8] (0:11.66)	1.3L						+4
4	5	BALLON D'OR Kayla Crowther	2	64.2 1400-1200	0:11.37 1200-1000	0:25.70	0:12.19 [2] (0:12.19)	0.0L						-6
5	4	WILLYBEAFCTOR Nichola Yuen	12	66.5 1400-1200	0:11.01 1200-1000	0:25.23	0:12.32 [1] (0:12.32)	3.2L						-4
6	3	NEODIUM Caitlin Jones	7	64.8 1400-1200	0:11.44 1200-1000	0:25.53	0:12.10 [6] (0:12.10)	3.2L						+1
7	7	TEXAN WINDSTORM Jake Toeroek	3	65.1 600-400	0:11.36 1200-1000	0:25.40	0:12.36 [4] (0:12.36)	4.2L						-5
8	9	EXALTED DAME Taylor Johnstone	6	65.1 600-400	0:11.43 400-200	0:26.01	0:12.08 [10] (0:12.08)	4.3L						+0
9	8	AIGUILLETTE Callan Murray	9	66.9 1400-1200	0:11.25 1200-1000	0:25.94	0:12.13 [9] (0:12.13)	4.3L						+0
10	6	CULLEN SKINK Ben Price	13	65.3 800-600	0:11.40 1200-1000	0:26.28	0:12.34 [7] (0:12.34)	5.0L						-1

Scratched: Alpine Flyer (#1), Komachi (#10), Solar Blast (#14)

- [] Position in running at each section and finish # Saddle cloth number
- :-:- No data available at this section DNF Did not finish
- NA No data available DNT Did not track
- █ Background shading for fastest section



RACINGSA

Thomas Farms RC Murray Bridge SA

Race 7: In Memory of Simone Montgomerie & Melanie Tyndall Handicap - 1400m

03 August 2024 - 3:38PM

Track Rating: Soft 5, Weather: Fine, Rail Position: +3m 1200m Chute, +2.5m Remainder



Murray Bridge
Racing Club

Section

Field Times

L200

0:11.80

(0:11.80)

Position	#	Horse/Jockey	Barrier	Top Speed [km/h]	Fastest Section	First 400m	Margin							Distance Travelled From Winner [m]	
11	13	HEADPHONES	10	64.5	0:11.39	0:25.68	0:12.56 [11]	7.7L							+3
		Alana Livesey		1400-1200	1200-1000		(0:12.56)								

Scratched: Alpine Flyer (#1), Komachi (#10), Solar Blast (#14)

- [] Position in running at each section and finish # Saddle cloth number
- :-:- No data available at this section DNF Did not finish
- NA No data available DNT Did not track
- Background shading for fastest section

Horse/Jockey Name	ANNIHILATE/Teagan Voorham
Finish Rank	1
Fastest Section Time (Section)	0:11.10 (L400)
Top Speed [km/h] (Section)	66.7 (L800)
Race State	Finished



Thomas Farms RC Murray Bridge SA - Professional

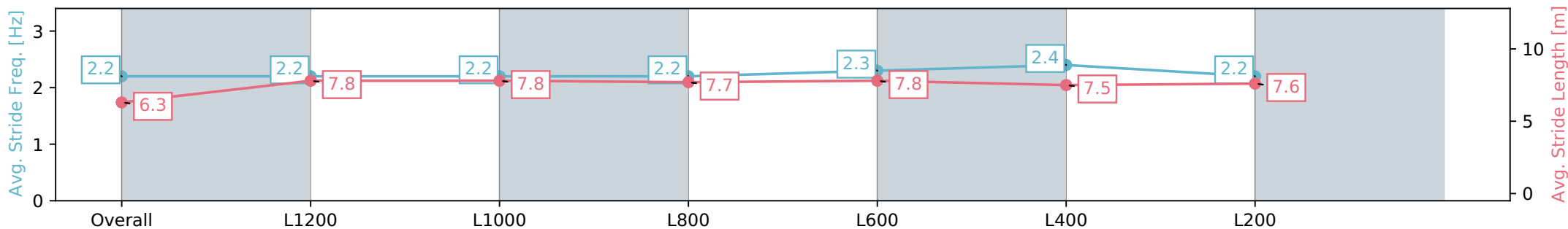
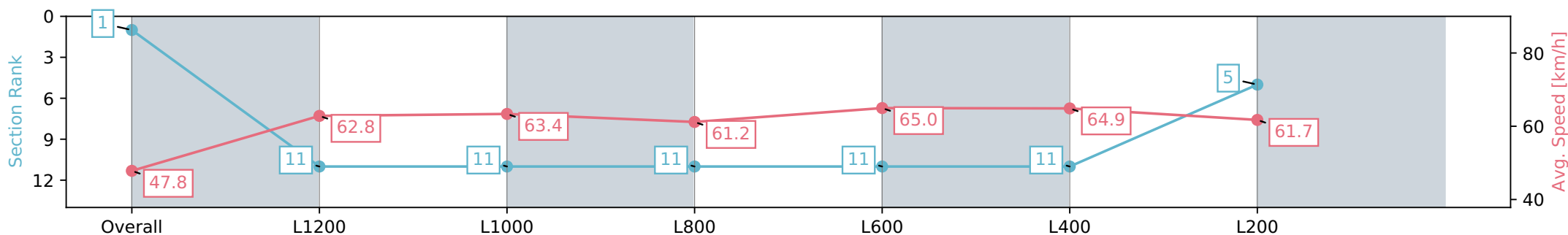
Race 7: In Memory of Simone Montgomerie & Melanie Tyndall Handicap - 1400m

03 August 2024 - 3:38PM

Track Rating: Soft 5, Weather: Fine, Rail Position: +3m 1200m Chute, +2.5m Remainder



Section	Overall	L1200	L1000	L800	L600	L400	L200
Section Times	1:24.19 [1] (0:15.05)	1:09.14 [11] (0:11.48)	0:57.66 [11] (0:11.55)	0:46.11 [11] (0:11.99)	0:34.12 [11] (0:11.37)	0:22.75 [11] (0:11.10)	0:11.65 [5] (0:11.65)
Average Speed [km/h]	47.8	62.8	63.4	61.2	65.0	64.9	61.7
Top Speed [km/h]	63.0	63.6	64.9	63.8	66.7	66.2	64.2
Avg. Dist. to Rail [m]	7.4	1.7	2.9	3.3	6.8	9.7	9.5
Avg. Stride Freq. [Hz]	2.2	2.2	2.2	2.2	2.3	2.4	2.2
Avg. Stride Length [m]	6.3	7.8	7.8	7.8	7.7	7.8	7.6



Report Created: Sat 03 August 2024 16:30:47 GMT+10 (Note: Timing is based on positional data)

- [] Ranking at each section and finish
- :-:- No data available at this section
- NA No data available

Horse/Jockey Name	FIASCO TESS/Jacob Opperman
Finish Rank	2
Fastest Section Time (Section)	0:11.28 (L400)
Top Speed [km/h] (Section)	65.7 (L800)
Race State	Finished



Thomas Farms RC Murray Bridge SA - Professional

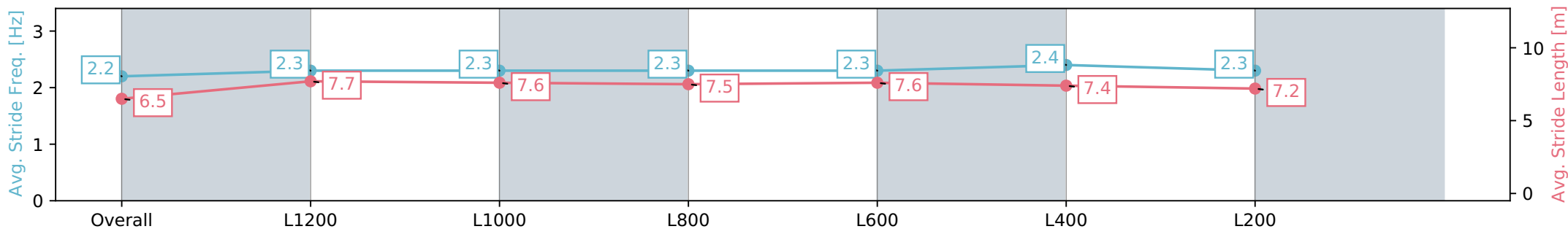
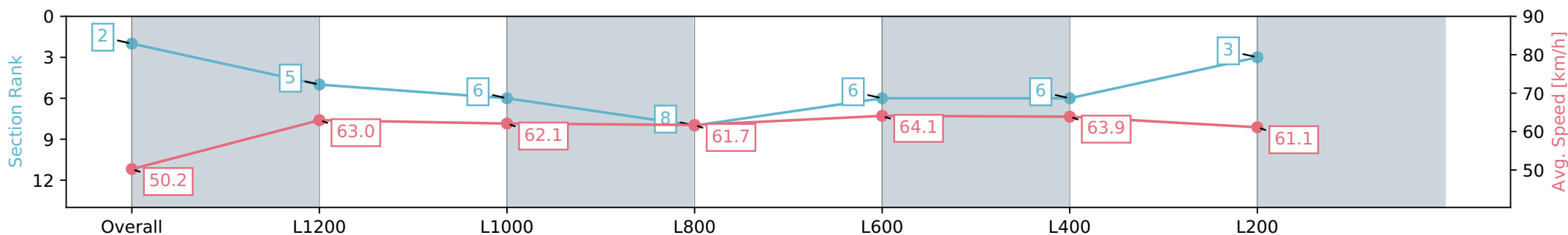
Race 7: In Memory of Simone Montgomerie & Melanie Tyndall Handicap - 1400m

03 August 2024 - 3:38PM

Track Rating: Soft 5, Weather: Fine, Rail Position: +3m 1200m Chute, +2.5m Remainder



Section	Overall	L1200	L1000	L800	L600	L400	L200
Section Times	1:24.22 [2] (0:14.31)	1:09.91 [5] (0:11.45)	0:58.46 [6] (0:11.89)	0:46.57 [8] (0:11.99)	0:34.58 [6] (0:11.52)	0:23.06 [6] (0:11.28)	0:11.78 [3] (0:11.78)
Average Speed [km/h]	50.2	63.0	62.1	61.7	64.1	63.9	61.1
Top Speed [km/h]	63.6	63.4	62.6	63.3	65.7	65.5	63.8
Avg. Dist. to Rail [m]	3.5	2.2	4.2	5.6	6.5	8.7	9.9
Avg. Stride Freq. [Hz]	2.2	2.3	2.3	2.3	2.3	2.4	2.3
Avg. Stride Length [m]	6.5	7.7	7.6	7.5	7.6	7.4	7.2



Report Created: Sat 03 August 2024 16:30:50 GMT+10 (Note: Timing is based on positional data)

- [] Ranking at each section and finish
- :-:- No data available at this section
- NA No data available

Horse/Jockey Name	MAGNETIC EDGE/Samuel Payne
Finish Rank	3
Fastest Section Time (Section)	0:11.34 (L400)
Top Speed [km/h] (Section)	66.0 (L600)
Race State	Finished



Thomas Farms RC Murray Bridge SA - Professional

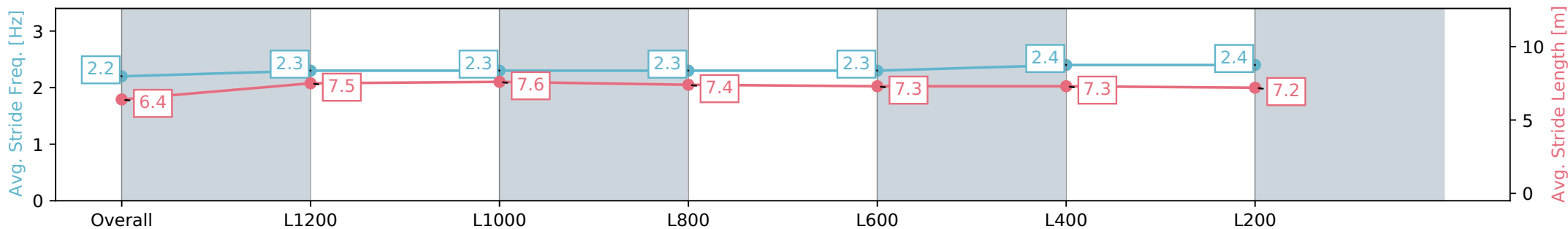
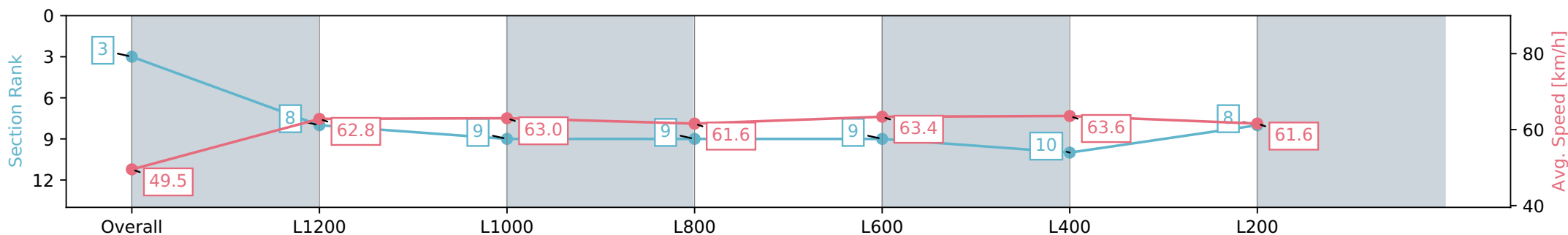
Race 7: In Memory of Simone Montgomerie & Melanie Tyndall Handicap - 1400m

03 August 2024 - 3:38PM

Track Rating: Soft 5, Weather: Fine, Rail Position: +3m 1200m Chute, +2.5m Remainder



Section	Overall	L1200	L1000	L800	L600	L400	L200
Section Times	1:24.40 [3] (0:14.53)	1:09.87 [8] (0:11.51)	0:58.36 [9] (0:11.71)	0:46.65 [9] (0:12.00)	0:34.65 [9] (0:11.65)	0:23.00 [10] (0:11.34)	0:11.66 [8] (0:11.66)
Average Speed [km/h]	49.5	62.8	63.0	61.6	63.4	63.6	61.6
Top Speed [km/h]	62.8	63.2	63.7	63.6	64.8	66.0	63.4
Avg. Dist. to Rail [m]	5.0	4.0	4.7	5.2	6.2	10.6	10.6
Avg. Stride Freq. [Hz]	2.2	2.3	2.3	2.3	2.3	2.4	2.4
Avg. Stride Length [m]	6.4	7.5	7.6	7.4	7.3	7.3	7.2



Report Created: Sat 03 August 2024 16:30:54 GMT+10 (Note: Timing is based on positional data)

- [] Ranking at each section and finish
- :-:- No data available at this section
- NA No data available

Horse/Jockey Name	BALLON D'OR/Kayla Crowther
Finish Rank	4
Fastest Section Time (Section)	0:11.37 (L1200)
Top Speed [km/h] (Section)	64.2 (Overall)
Race State	Finished



Thomas Farms RC Murray Bridge SA - Professional

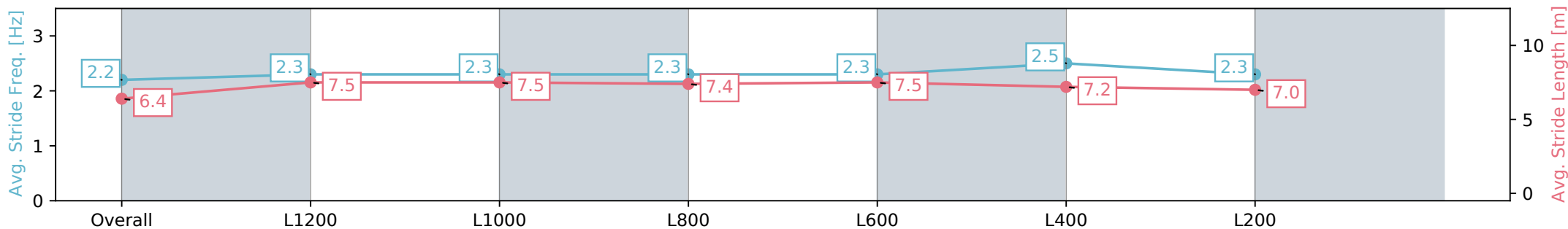
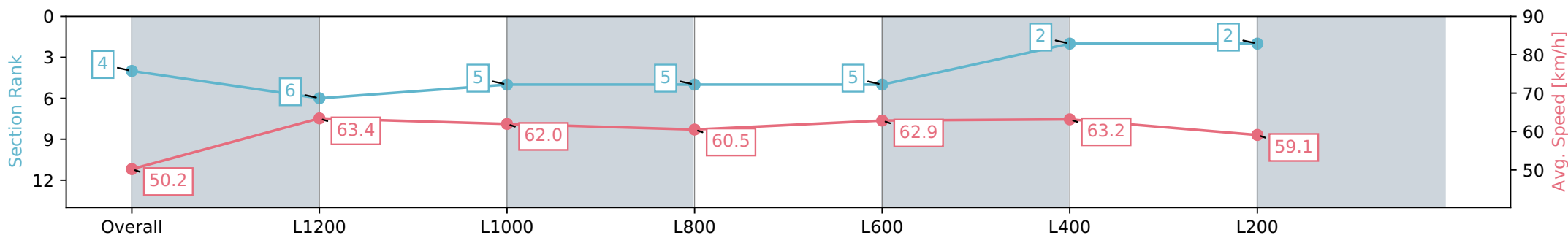
Race 7: In Memory of Simone Montgomerie & Melanie Tyndall Handicap - 1400m

03 August 2024 - 3:38PM

Track Rating: Soft 5, Weather: Fine, Rail Position: +3m 1200m Chute, +2.5m Remainder



Section	Overall	L1200	L1000	L800	L600	L400	L200
Section Times	1:24.58 [4] (0:14.33)	1:10.25 [6] (0:11.37)	0:58.88 [5] (0:11.76)	0:47.12 [5] (0:12.00)	0:35.12 [5] (0:11.53)	0:23.59 [2] (0:11.40)	0:12.19 [2] (0:12.19)
Average Speed [km/h]	50.2	63.4	62.0	60.5	62.9	63.2	59.1
Top Speed [km/h]	63.9	64.2	62.8	61.8	63.5	64.1	61.6
Avg. Dist. to Rail [m]	0.5	0.3	2.1	2.1	1.8	4.3	4.5
Avg. Stride Freq. [Hz]	2.2	2.3	2.3	2.3	2.3	2.5	2.3
Avg. Stride Length [m]	6.4	7.5	7.5	7.4	7.5	7.2	7.0



- [] Ranking at each section and finish
- :-:- No data available at this section
- NA No data available

Horse/Jockey Name	WILLYBEAFCTOR/Nichola Yuen
Finish Rank	5
Fastest Section Time (Section)	0:11.01 (L1200)
Top Speed [km/h] (Section)	66.5 (Overall)
Race State	Finished



Thomas Farms RC Murray Bridge SA - Professional

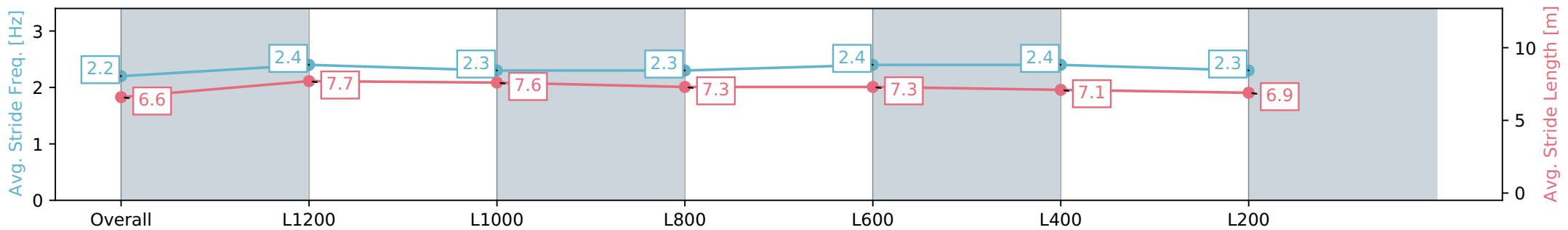
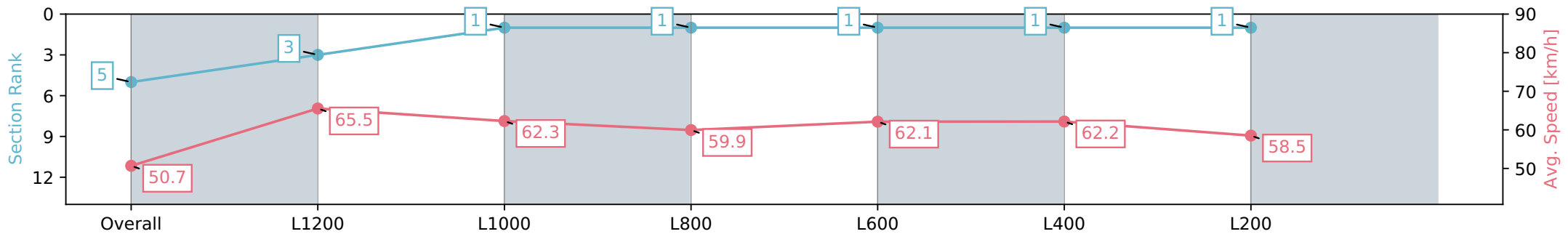
Race 7: In Memory of Simone Montgomerie & Melanie Tyndall Handicap - 1400m

03 August 2024 - 3:38PM

Track Rating: Soft 5, Weather: Fine, Rail Position: +3m 1200m Chute, +2.5m Remainder



Section	Overall	L1200	L1000	L800	L600	L400	L200
Section Times	1:24.71 [5] (0:14.22)	1:10.49 [3] (0:11.01)	0:59.48 [1] (0:11.66)	0:47.82 [1] (0:12.19)	0:35.63 [1] (0:11.74)	0:23.89 [1] (0:11.56)	0:12.32 [1] (0:12.32)
Average Speed [km/h]	50.7	65.5	62.3	59.9	62.1	62.2	58.5
Top Speed [km/h]	65.6	66.5	65.1	61.5	64.1	63.1	60.7
Avg. Dist. to Rail [m]	7.3	3.4	1.8	2.7	3.5	5.7	6.1
Avg. Stride Freq. [Hz]	2.2	2.4	2.3	2.3	2.4	2.4	2.3
Avg. Stride Length [m]	6.6	7.7	7.6	7.3	7.3	7.1	6.9



- [] Ranking at each section and finish
- :-:- No data available at this section
- NA No data available

Horse/Jockey Name	NEODIUM/Caitlin Jones
Finish Rank	6
Fastest Section Time (Section)	0:11.44 (L1200)
Top Speed [km/h] (Section)	64.8 (Overall)
Race State	Finished



Thomas Farms RC Murray Bridge SA - Professional

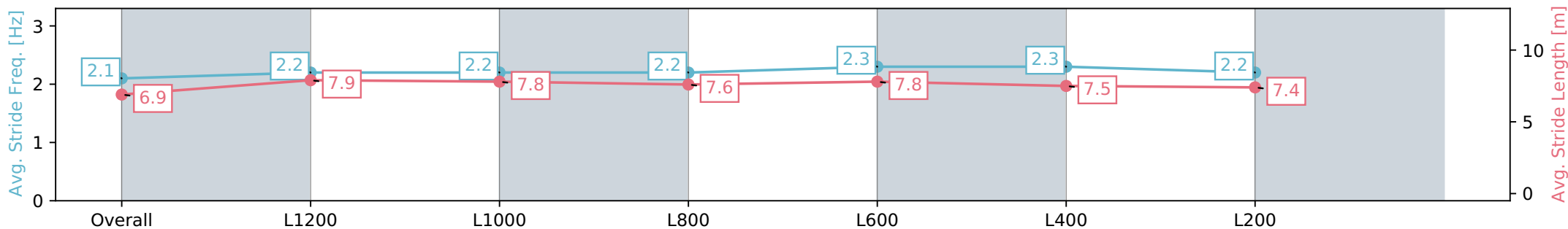
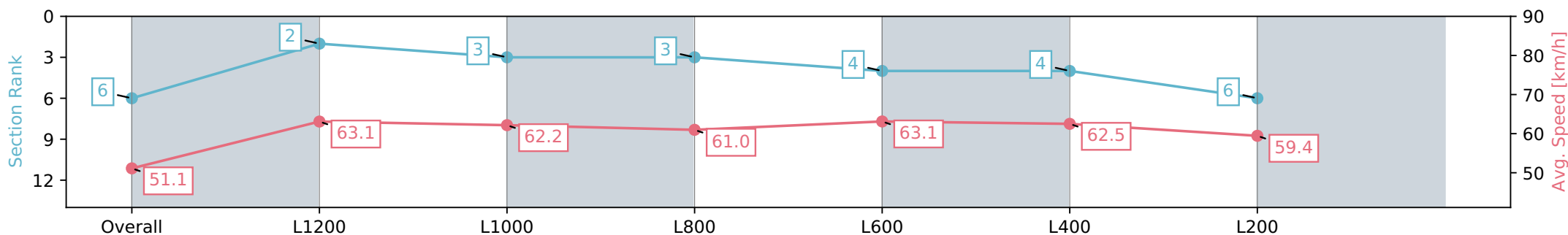
Race 7: In Memory of Simone Montgomerie & Melanie Tyndall Handicap - 1400m

03 August 2024 - 3:38PM

Track Rating: Soft 5, Weather: Fine, Rail Position: +3m 1200m Chute, +2.5m Remainder



Section	Overall	L1200	L1000	L800	L600	L400	L200
Section Times	1:24.71 [6] (0:14.09)	1:10.62 [2] (0:11.44)	0:59.18 [3] (0:11.81)	0:47.37 [3] (0:12.09)	0:35.28 [4] (0:11.65)	0:23.63 [4] (0:11.53)	0:12.10 [6] (0:12.10)
Average Speed [km/h]	51.1	63.1	62.2	61.0	63.1	62.5	59.4
Top Speed [km/h]	64.8	63.4	62.7	62.0	64.0	63.7	61.9
Avg. Dist. to Rail [m]	4.3	2.5	3.6	4.7	5.3	8.1	8.2
Avg. Stride Freq. [Hz]	2.1	2.2	2.2	2.2	2.3	2.3	2.2
Avg. Stride Length [m]	6.9	7.9	7.8	7.6	7.8	7.5	7.4



Report Created: Sat 03 August 2024 16:31:02 GMT+10 (Note: Timing is based on positional data)

- [] Ranking at each section and finish
- :-:- No data available at this section
- NA No data available

Horse/Jockey Name	TEXAN WINDSTORM/Jake Toeroek
Finish Rank	7
Fastest Section Time (Section)	0:11.36 (L1200)
Top Speed [km/h] (Section)	65.1 (L600)
Race State	Finished



Thomas Farms RC Murray Bridge SA - Professional

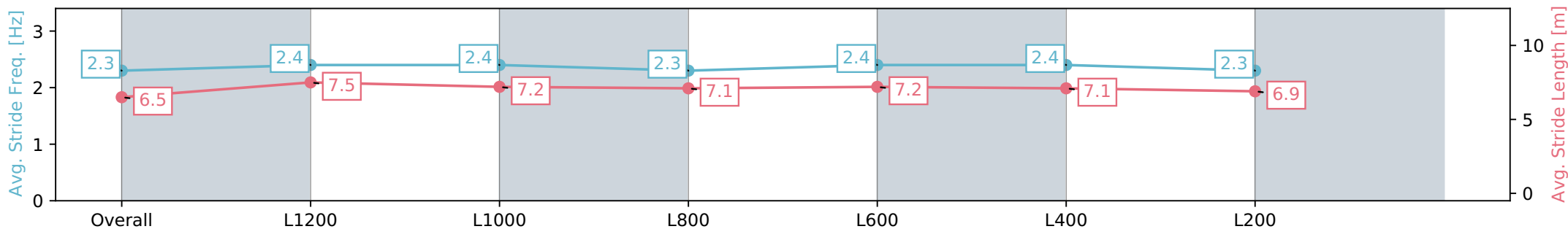
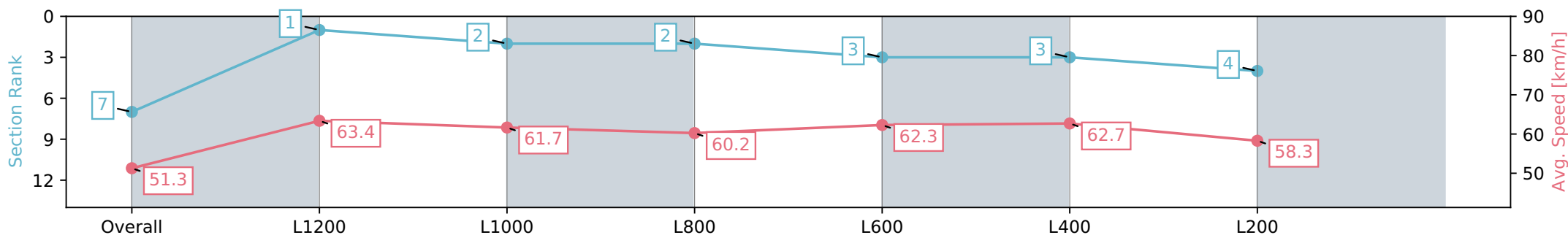
Race 7: In Memory of Simone Montgomerie & Melanie Tyndall Handicap - 1400m

03 August 2024 - 3:38PM

Track Rating: Soft 5, Weather: Fine, Rail Position: +3m 1200m Chute, +2.5m Remainder



Section	Overall	L1200	L1000	L800	L600	L400	L200
Section Times	1:24.87 [7] (0:14.04)	1:10.83 [1] (0:11.36)	0:59.47 [2] (0:11.78)	0:47.69 [2] (0:12.16)	0:35.53 [3] (0:11.71)	0:23.82 [3] (0:11.46)	0:12.36 [4] (0:12.36)
Average Speed [km/h]	51.3	63.4	61.7	60.2	62.3	62.7	58.3
Top Speed [km/h]	64.6	65.0	63.1	62.1	63.7	65.1	61.0
Avg. Dist. to Rail [m]	2.5	0.4	1.5	3.4	3.0	5.4	5.6
Avg. Stride Freq. [Hz]	2.3	2.4	2.4	2.3	2.4	2.4	2.3
Avg. Stride Length [m]	6.5	7.5	7.2	7.1	7.2	7.1	6.9



Report Created: Sat 03 August 2024 16:31:05 GMT+10 (Note: Timing is based on positional data)

- [] Ranking at each section and finish
- :-:- No data available at this section
- NA No data available

Horse/Jockey Name	EXALTED DAME/Taylor Johnstone
Finish Rank	8
Fastest Section Time (Section)	0:11.43 (L400)
Top Speed [km/h] (Section)	65.1 (L600)
Race State	Finished



Thomas Farms RC Murray Bridge SA - Professional

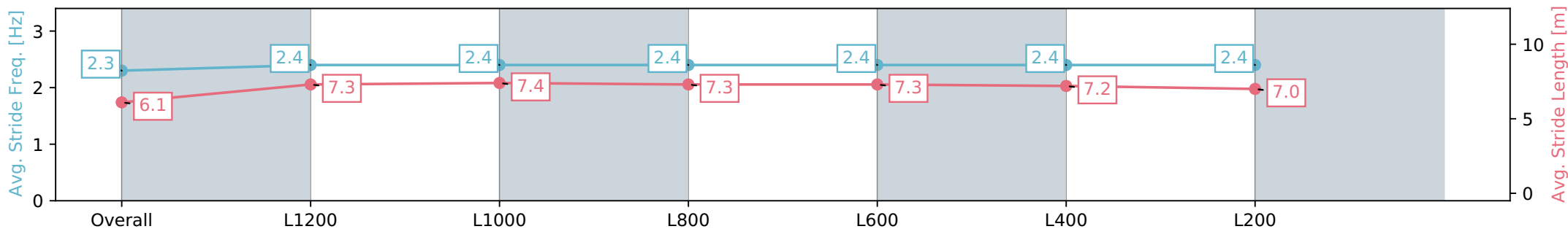
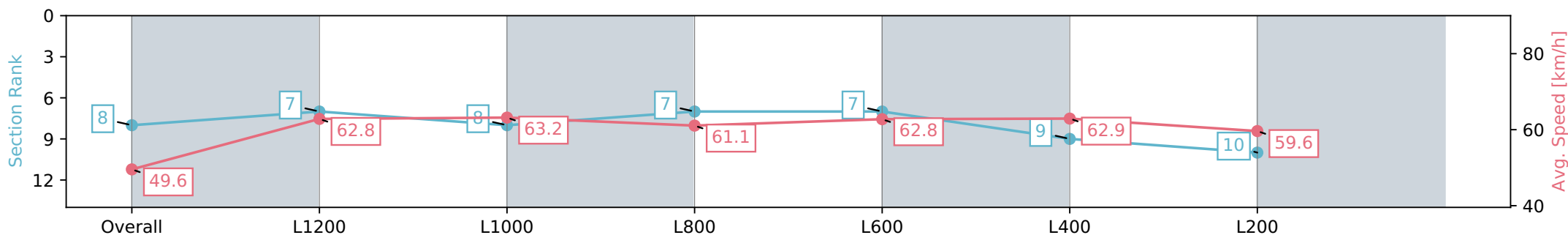
Race 7: In Memory of Simone Montgomerie & Melanie Tyndall Handicap - 1400m

03 August 2024 - 3:38PM

Track Rating: Soft 5, Weather: Fine, Rail Position: +3m 1200m Chute, +2.5m Remainder



Section	Overall	L1200	L1000	L800	L600	L400	L200
Section Times	1:24.88 [8] (0:14.52)	1:10.36 [7] (0:11.49)	0:58.87 [8] (0:11.62)	0:47.25 [7] (0:12.02)	0:35.23 [7] (0:11.72)	0:23.51 [9] (0:11.43)	0:12.08 [10] (0:12.08)
Average Speed [km/h]	49.6	62.8	63.2	61.1	62.8	62.9	59.6
Top Speed [km/h]	64.3	63.8	64.4	62.5	64.1	65.1	62.7
Avg. Dist. to Rail [m]	1.6	1.1	3.5	4.1	5.0	7.1	6.1
Avg. Stride Freq. [Hz]	2.3	2.4	2.4	2.4	2.4	2.4	2.4
Avg. Stride Length [m]	6.1	7.3	7.4	7.3	7.3	7.2	7.0



Report Created: Sat 03 August 2024 16:31:08 GMT+10 (Note: Timing is based on positional data)

- [] Ranking at each section and finish
- :-:- No data available at this section
- NA No data available

Horse/Jockey Name	AIGUILLETTE/Callan Murray
Finish Rank	9
Fastest Section Time (Section)	0:11.25 (L1200)
Top Speed [km/h] (Section)	66.9 (Overall)
Race State	Finished



Thomas Farms RC Murray Bridge SA - Professional

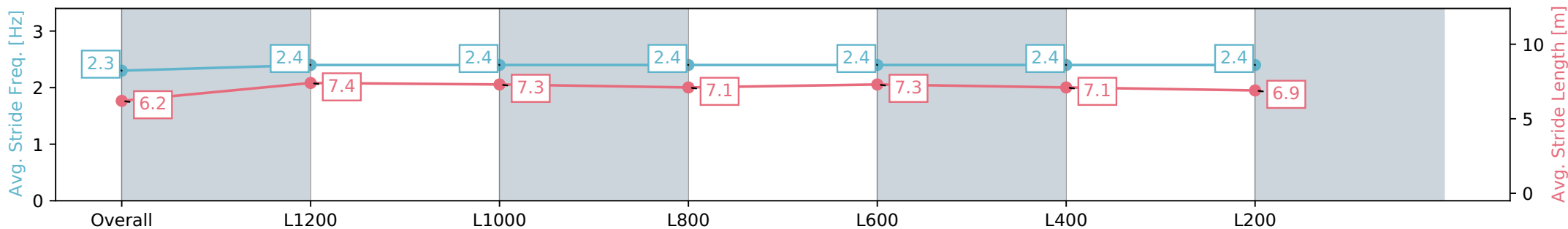
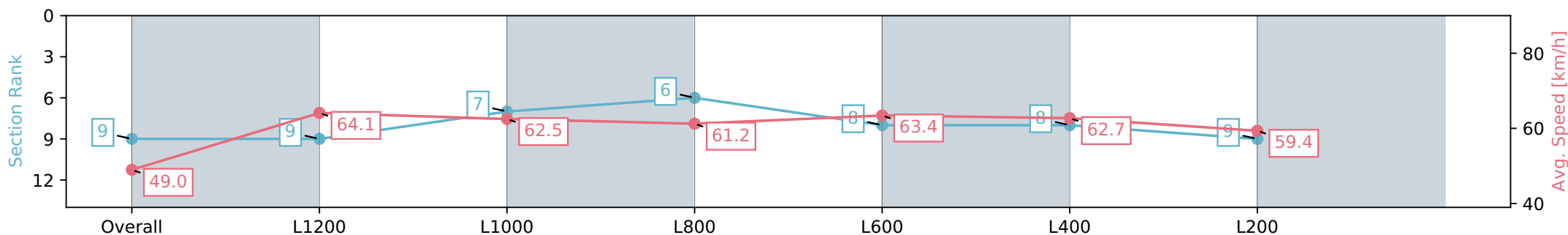
Race 7: In Memory of Simone Montgomerie & Melanie Tyndall Handicap - 1400m

03 August 2024 - 3:38PM

Track Rating: Soft 5, Weather: Fine, Rail Position: +3m 1200m Chute, +2.5m Remainder



Section	Overall	L1200	L1000	L800	L600	L400	L200
Section Times	1:24.89 [9] (0:14.69)	1:10.20 [9] (0:11.25)	0:58.95 [7] (0:11.67)	0:47.28 [6] (0:12.09)	0:35.19 [8] (0:11.59)	0:23.60 [8] (0:11.47)	0:12.13 [9] (0:12.13)
Average Speed [km/h]	49.0	64.1	62.5	61.2	63.4	62.7	59.4
Top Speed [km/h]	64.6	66.9	63.1	63.0	64.7	65.3	61.8
Avg. Dist. to Rail [m]	5.2	0.4	2.3	5.5	5.1	5.4	4.5
Avg. Stride Freq. [Hz]	2.3	2.4	2.4	2.4	2.4	2.4	2.4
Avg. Stride Length [m]	6.2	7.4	7.3	7.1	7.3	7.1	6.9



Report Created: Sat 03 August 2024 16:31:11 GMT+10 (Note: Timing is based on positional data)

- [] Ranking at each section and finish
- :-:- No data available at this section
- NA No data available

Horse/Jockey Name	CULLEN SKINK/Ben Price
Finish Rank	10
Fastest Section Time (Section)	0:11.40 (L1200)
Top Speed [km/h] (Section)	65.3 (L800)
Race State	Finished



Thomas Farms RC Murray Bridge SA - Professional

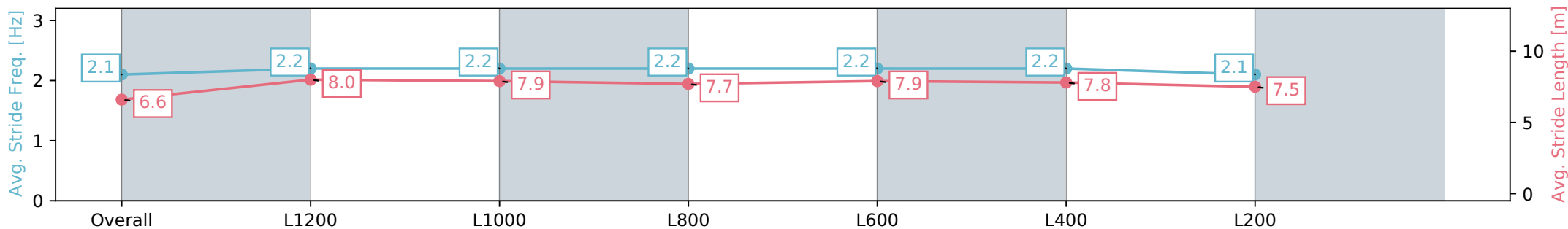
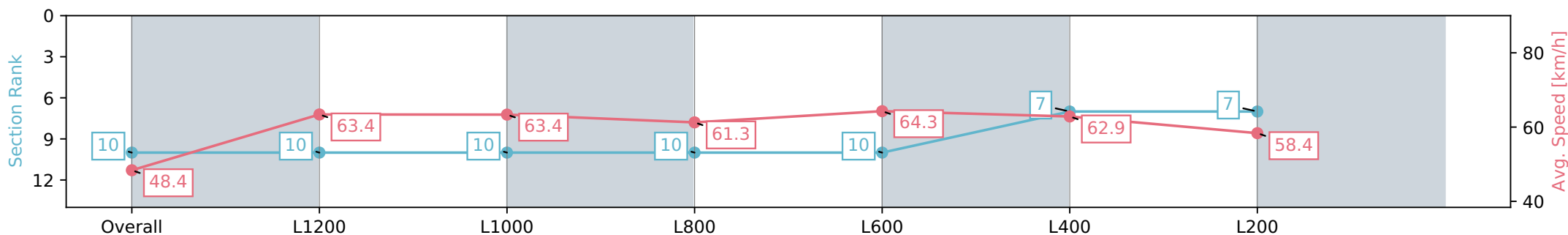
Race 7: In Memory of Simone Montgomerie & Melanie Tyndall Handicap - 1400m

03 August 2024 - 3:38PM

Track Rating: Soft 5, Weather: Fine, Rail Position: +3m 1200m Chute, +2.5m Remainder



Section	Overall	L1200	L1000	L800	L600	L400	L200
Section Times	1:25.00 [10] (0:14.88)	1:10.12 [10] (0:11.40)	0:58.72 [10] (0:11.55)	0:47.17 [10] (0:11.96)	0:35.21 [10] (0:11.41)	0:23.80 [7] (0:11.46)	0:12.34 [7] (0:12.34)
Average Speed [km/h]	48.4	63.4	63.4	61.3	64.3	62.9	58.4
Top Speed [km/h]	63.4	64.1	64.1	63.0	65.3	64.6	61.4
Avg. Dist. to Rail [m]	7.5	2.5	3.0	3.8	4.8	6.8	6.5
Avg. Stride Freq. [Hz]	2.1	2.2	2.2	2.2	2.2	2.2	2.1
Avg. Stride Length [m]	6.6	8.0	7.9	7.7	7.9	7.8	7.5



Report Created: Sat 03 August 2024 16:31:14 GMT+10 (Note: Timing is based on positional data)

- [] Ranking at each section and finish
- :-:- No data available at this section
- NA No data available

Horse/Jockey Name	HEADPHONES/Alana Livesey
Finish Rank	11
Fastest Section Time (Section)	0:11.39 (L1200)
Top Speed [km/h] (Section)	64.5 (Overall)
Race State	Finished



Thomas Farms RC Murray Bridge SA - Professional

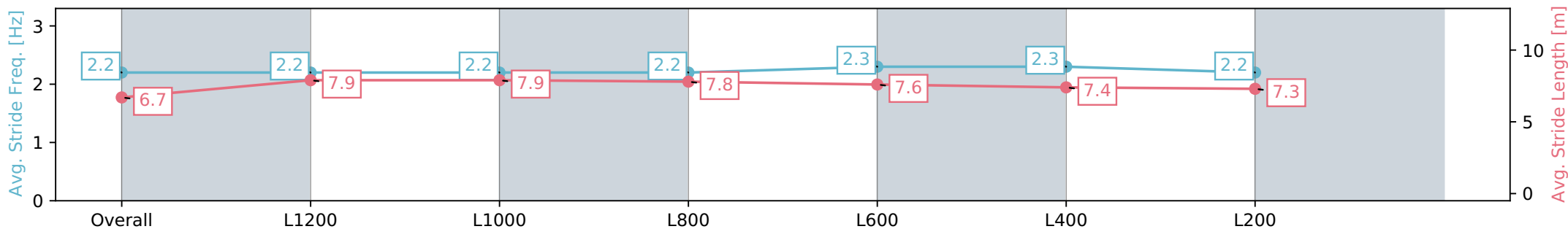
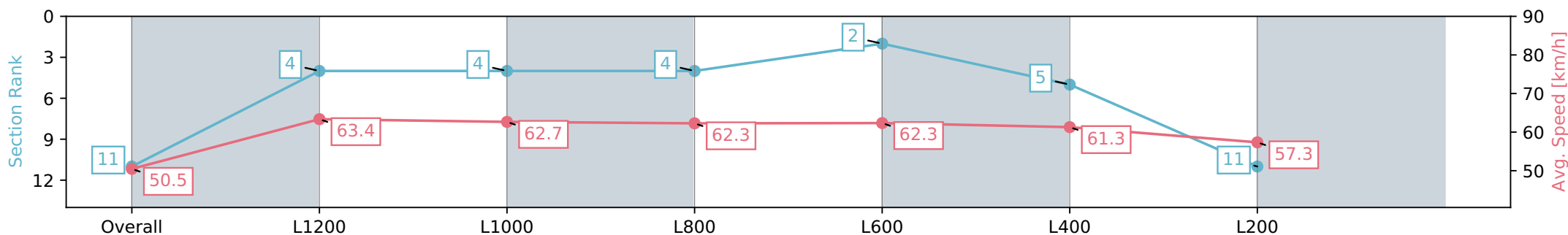
Race 7: In Memory of Simone Montgomerie & Melanie Tyndall Handicap - 1400m

03 August 2024 - 3:38PM

Track Rating: Soft 5, Weather: Fine, Rail Position: +3m 1200m Chute, +2.5m Remainder



Section	Overall	L1200	L1000	L800	L600	L400	L200
Section Times	1:25.42 [11] (0:14.28)	1:11.13 [4] (0:11.39)	0:59.74 [4] (0:11.76)	0:47.98 [4] (0:11.84)	0:36.14 [2] (0:11.84)	0:24.30 [5] (0:11.74)	0:12.56 [11] (0:12.56)
Average Speed [km/h]	50.5	63.4	62.7	62.3	62.3	61.3	57.3
Top Speed [km/h]	64.5	64.5	63.6	62.7	63.1	62.2	60.0
Avg. Dist. to Rail [m]	5.7	2.9	4.4	4.8	5.9	7.2	10.2
Avg. Stride Freq. [Hz]	2.2	2.2	2.2	2.2	2.3	2.3	2.2
Avg. Stride Length [m]	6.7	7.9	7.9	7.8	7.6	7.4	7.3



- [] Ranking at each section and finish
- :-:- No data available at this section
- NA No data available