



RACINGSA

Thomas Farms RC Murray Bridge SA Race 6: Jockey Celebration Day Handicap - 1200m

03 August 2024 - 3:00PM



Murray Bridge
Racing Club

Track Rating: Soft 5, Weather: Fine, Rail Position: +3m 1200m Chute, +2.5m Remainder

Section													Overall	L1000	L800	L600	L400	L200		
Field Times													1:10.40 (0:13.75)	0:56.65 (0:11.24)	0:45.41 (0:11.17)	0:34.24 (0:11.09)	0:23.15 (0:11.12)	0:12.03 (0:12.03)		
Position	#	Horse/Jockey	Barrier	Top Speed [km/h]	Fastest Section	First 400m								Margin	Distance Travelled From Winner [m]					
1	1	KLABEL Taylor Johnstone	10	67.3 600-400	0:11.09 600-400	0:24.99	1:10.41 (0:13.78)	0:56.62 [2] (0:11.21)	0:45.41 [1] (0:11.17)	0:34.24 [1] (0:11.09)	0:23.15 [1] (0:11.11)	0:12.04 [1] (0:12.04)	1:10.41							
2	8	SIXTEEN REASONS Todd Pannell	7	67.9 800-600	0:10.90 400-200	0:25.76	1:10.54 (0:14.73)	0:55.81 [8] (0:11.03)	0:44.78 [8] (0:11.07)	0:33.71 [6] (0:10.99)	0:22.72 [6] (0:10.90)	0:11.82 [3] (0:11.82)	0.8L	+3						
3	6	THE GUAVA Jake Toeroek	13	69.4 800-600	0:11.00 600-400	0:25.32	1:10.55 (0:14.07)	0:56.47 [5] (0:11.25)	0:45.22 [4] (0:11.24)	0:33.98 [5] (0:11.00)	0:22.98 [2] (0:11.02)	0:11.96 [2] (0:11.96)	0.9L	+6						
4	4	PLATINUM WOLF Stacey Metcalfe	9	66.6 800-600	0:11.21 600-400	0:25.24	1:10.90 (0:13.98)	0:56.91 [4] (0:11.26)	0:45.65 [3] (0:11.22)	0:34.43 [3] (0:11.21)	0:23.22 [4] (0:11.25)	0:11.97 [5] (0:11.97)	3.0L	+2						
5	12	EVERGLADE Jacob Opperman	14	67.5 600-400	0:11.21 400-200	0:25.03	1:11.08 (0:13.74)	0:57.33 [1] (0:11.28)	0:46.04 [2] (0:11.37)	0:34.67 [2] (0:11.26)	0:23.41 [3] (0:11.21)	0:12.20 [4] (0:12.20)	4.1L	+2						
6	5	POWER MISSILE Fred Kersley	5	67.5 800-600	0:11.05 600-400	0:25.64	1:11.17 (0:14.27)	0:56.89 [6] (0:11.37)	0:45.52 [7] (0:11.30)	0:34.22 [8] (0:11.05)	0:23.17 [8] (0:11.05)	0:12.12 [6] (0:12.12)	4.6L	+0						
7	2	TAPINFORPAR Jade Doyle	6	67.7 800-600	0:11.11 600-400	0:25.61	1:11.35 (0:14.28)	0:57.06 [7] (0:11.33)	0:45.73 [6] (0:11.23)	0:34.50 [7] (0:11.11)	0:23.39 [7] (0:11.13)	0:12.26 [8] (0:12.26)	5.7L	+2						
8	11	BUBBLE OVER Callan Murray	8	66.9 800-600	0:11.17 600-400	0:25.35	1:11.67 (0:13.96)	0:57.70 [3] (0:11.39)	0:46.31 [5] (0:11.21)	0:35.10 [4] (0:11.17)	0:23.93 [5] (0:11.32)	0:12.61 [7] (0:12.61)	7.7L	-1						

Scratched: Classy Kenny (#3), Chester Warrior (#7), Jean Valjean (#9), Portation (#10), Toast The Deel (#13), Kong (#14)

- [] Position in running at each section and finish
- # Saddle cloth number
- :-:- No data available at this section
- DNF Did not finish
- NA No data available
- DNT Did not track
- █ Background shading for fastest section

Horse/Jockey Name	KLABEL/Taylor Johnstone
Finish Rank	1
Fastest Section Time (Section)	0:11.09 (L600)
Top Speed [km/h] (Section)	67.3 (L600)
Race State	Finished



Thomas Farms RC Murray Bridge SA - Professional

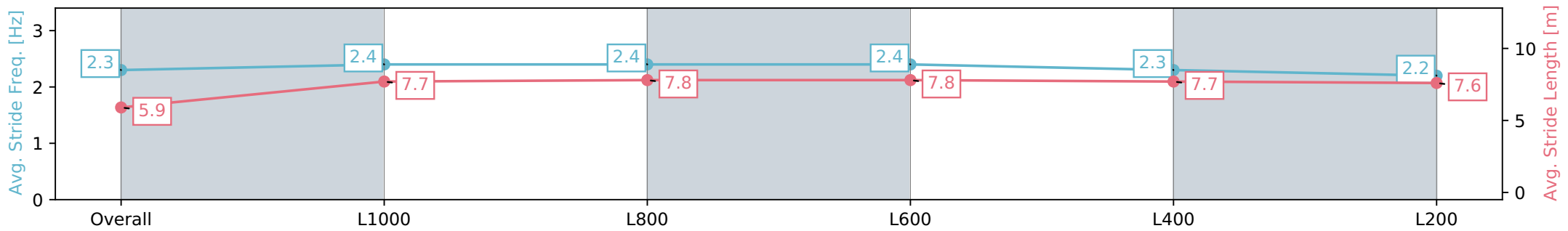
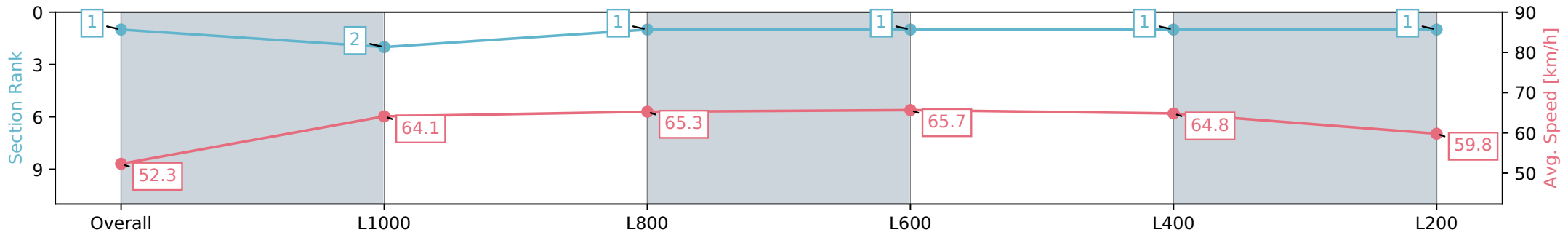
Race 6: Jockey Celebration Day Handicap - 1200m

03 August 2024 - 3:00PM

Track Rating: Soft 5, Weather: Fine, Rail Position: +3m 1200m
Chute, +2.5m Remainder



Section	Overall	L1000	L800	L600	L400	L200
Section Times	1:10.40 [1] (0:13.78)	0:56.62 [2] (0:11.21)	0:45.41 [1] (0:11.17)	0:34.24 [1] (0:11.09)	0:23.15 [1] (0:11.11)	0:12.04 [1] (0:12.04)
Average Speed [km/h]	52.3	64.1	65.3	65.7	64.8	59.8
Top Speed [km/h]	66.0	65.2	65.8	67.3	67.3	62.2
Avg. Dist. to Rail [m]	2.8	0.8	3.0	3.1	4.9	4.6
Avg. Stride Freq. [Hz]	2.3	2.4	2.4	2.4	2.3	2.2
Avg. Stride Length [m]	5.9	7.7	7.8	7.8	7.7	7.6



Report Created: Sat 03 August 2024 16:00:20 GMT+10 (Note: Timing is based on positional data)

- [] Ranking at each section and finish
- :-:- No data available at this section
- NA No data available

Horse/Jockey Name	SIXTEEN REASONS/Todd Pannell
Finish Rank	2
Fastest Section Time (Section)	0:10.90 (L400)
Top Speed [km/h] (Section)	67.9 (L800)
Race State	Finished



Thomas Farms RC Murray Bridge SA - Professional

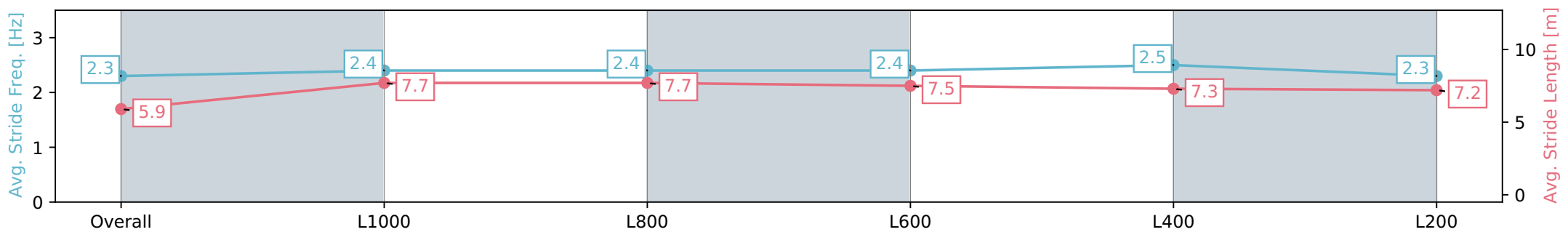
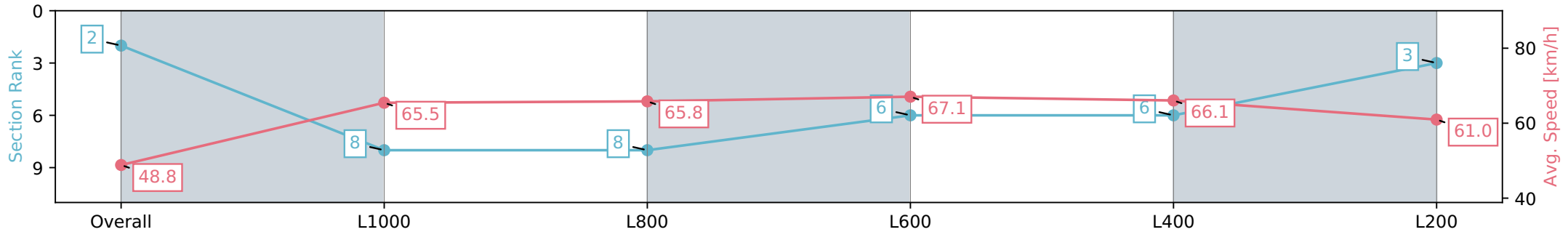
Race 6: Jockey Celebration Day Handicap - 1200m

03 August 2024 - 3:00PM

Track Rating: Soft 5, Weather: Fine, Rail Position: +3m 1200m
Chute, +2.5m Remainder



Section	Overall	L1000	L800	L600	L400	L200
Section Times	1:10.54 [2] (0:14.73)	0:55.81 [8] (0:11.03)	0:44.78 [8] (0:11.07)	0:33.71 [6] (0:10.99)	0:22.72 [6] (0:10.90)	0:11.82 [3] (0:11.82)
Average Speed [km/h]	48.8	65.5	65.8	67.1	66.1	61.0
Top Speed [km/h]	66.6	66.4	67.1	67.9	67.3	63.8
Avg. Dist. to Rail [m]	0.9	1.0	4.5	5.3	9.1	8.2
Avg. Stride Freq. [Hz]	2.3	2.4	2.4	2.4	2.5	2.3
Avg. Stride Length [m]	5.9	7.7	7.7	7.5	7.3	7.2



Report Created: Sat 03 August 2024 16:00:23 GMT+10 (Note: Timing is based on positional data)

- [] Ranking at each section and finish
- :-:- No data available at this section
- NA No data available

Horse/Jockey Name	THE GUAVA/Jake Toeroek
Finish Rank	3
Fastest Section Time (Section)	0:11.00 (L600)
Top Speed [km/h] (Section)	69.4 (L800)
Race State	Finished



Thomas Farms RC Murray Bridge SA - Professional

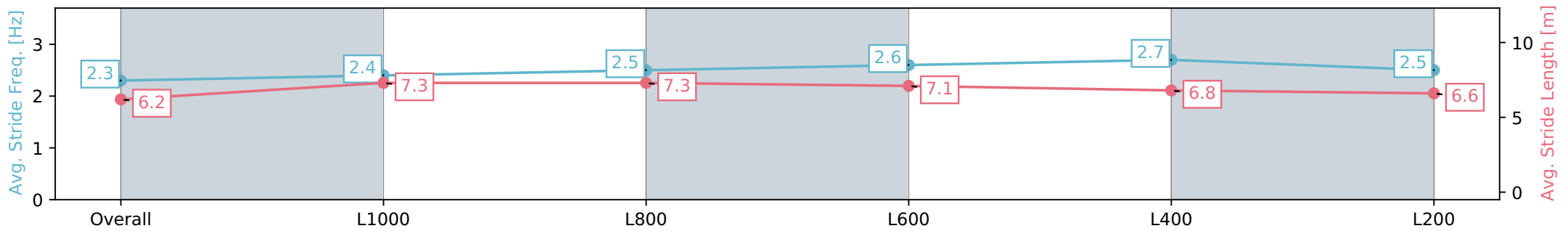
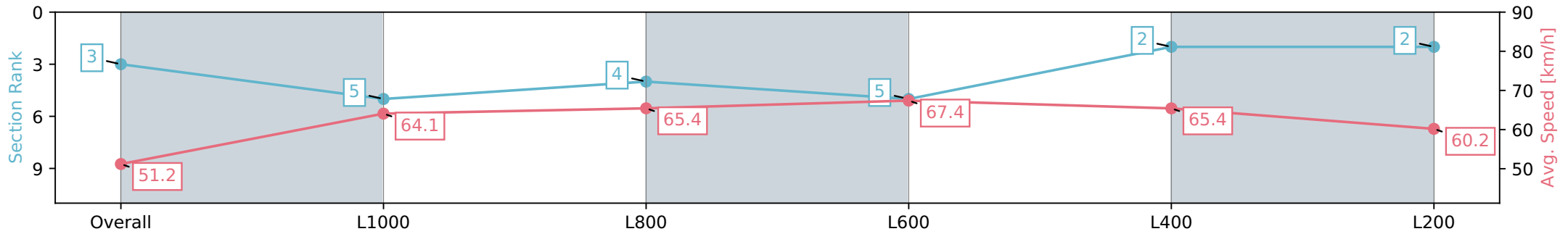
Race 6: Jockey Celebration Day Handicap - 1200m

03 August 2024 - 3:00PM

Track Rating: Soft 5, Weather: Fine, Rail Position: +3m 1200m
Chute, +2.5m Remainder



Section	Overall	L1000	L800	L600	L400	L200
Section Times	1:10.54 [3] (0:14.07)	0:56.47 [5] (0:11.25)	0:45.22 [4] (0:11.24)	0:33.98 [5] (0:11.00)	0:22.98 [2] (0:11.02)	0:11.96 [2] (0:11.96)
Average Speed [km/h]	51.2	64.1	65.4	67.4	65.4	60.2
Top Speed [km/h]	64.3	65.2	66.1	69.4	68.1	62.9
Avg. Dist. to Rail [m]	3.6	1.4	6.4	7.0	8.2	7.6
Avg. Stride Freq. [Hz]	2.3	2.4	2.5	2.6	2.7	2.5
Avg. Stride Length [m]	6.2	7.3	7.3	7.1	6.8	6.6



Report Created: Sat 03 August 2024 16:00:26 GMT+10 (Note: Timing is based on positional data)

- [] Ranking at each section and finish
- :-:- No data available at this section
- NA No data available

Horse/Jockey Name	PLATINUM WOLF/Stacey Metcalfe
Finish Rank	4
Fastest Section Time (Section)	0:11.21 (L600)
Top Speed [km/h] (Section)	66.6 (L800)
Race State	Finished



Thomas Farms RC Murray Bridge SA - Professional

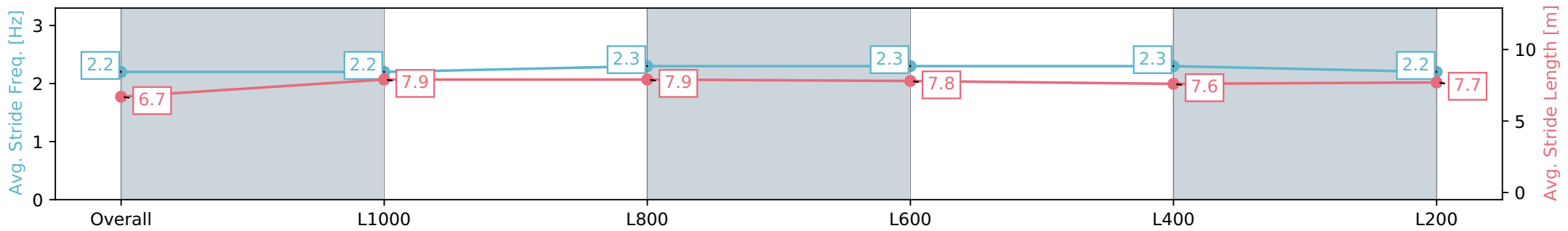
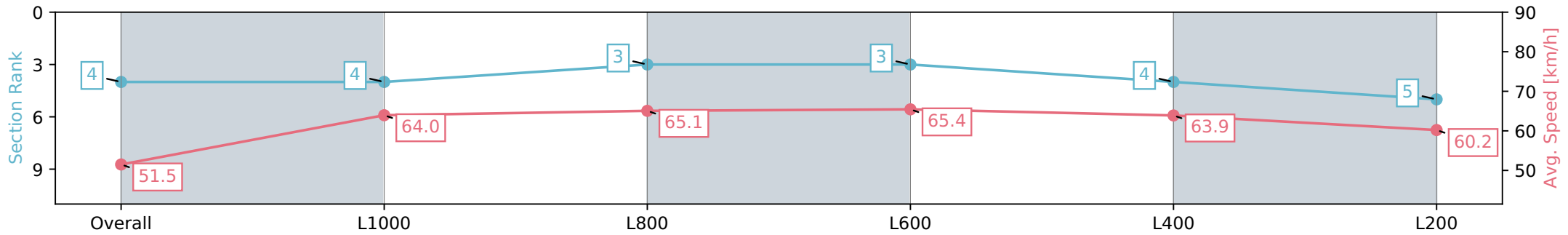
Race 6: Jockey Celebration Day Handicap - 1200m

03 August 2024 - 3:00PM

Track Rating: Soft 5, Weather: Fine, Rail Position: +3m 1200m
Chute, +2.5m Remainder



Section	Overall	L1000	L800	L600	L400	L200
Section Times	1:10.89 [4] (0:13.98)	0:56.91 [4] (0:11.26)	0:45.65 [3] (0:11.22)	0:34.43 [3] (0:11.21)	0:23.22 [4] (0:11.25)	0:11.97 [5] (0:11.97)
Average Speed [km/h]	51.5	64.0	65.1	65.4	63.9	60.2
Top Speed [km/h]	63.9	64.9	66.3	66.6	66.6	62.1
Avg. Dist. to Rail [m]	1.6	0.2	3.8	4.5	7.4	8.8
Avg. Stride Freq. [Hz]	2.2	2.2	2.3	2.3	2.3	2.2
Avg. Stride Length [m]	6.7	7.9	7.9	7.8	7.6	7.7



Report Created: Sat 03 August 2024 16:00:28 GMT+10 (Note: Timing is based on positional data)

- [] Ranking at each section and finish
- :-:- No data available at this section
- NA No data available

Horse/Jockey Name	EVERGLADE/Jacob Opperman
Finish Rank	5
Fastest Section Time (Section)	0:11.21 (L400)
Top Speed [km/h] (Section)	67.5 (L600)
Race State	Finished



Thomas Farms RC Murray Bridge SA - Professional

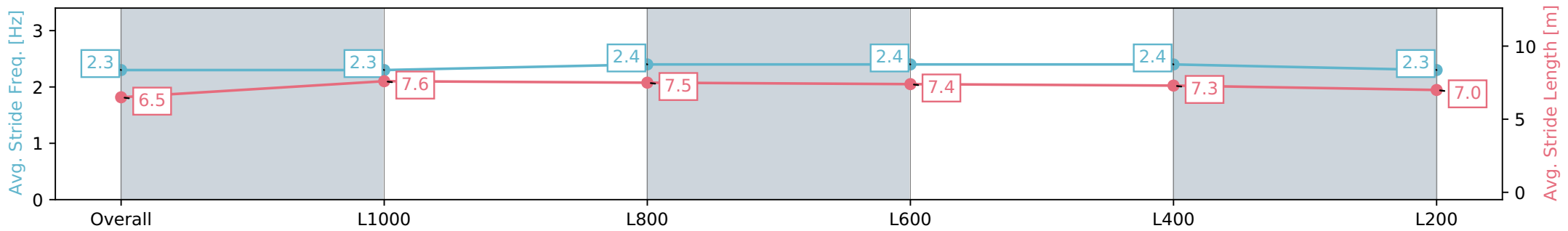
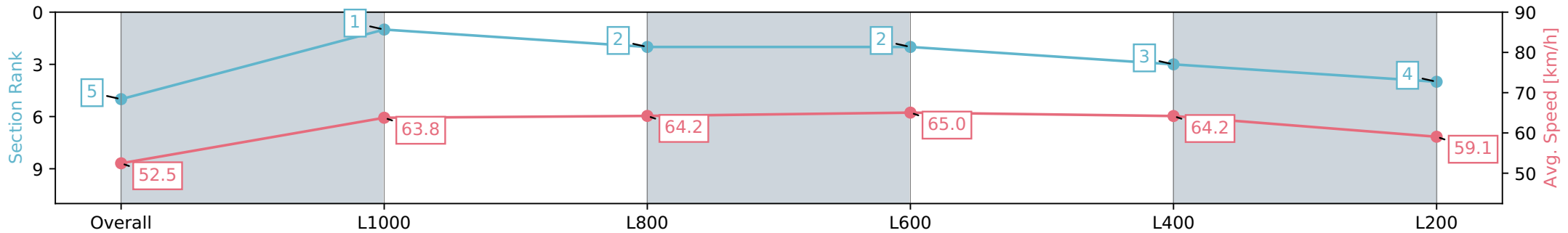
Race 6: Jockey Celebration Day Handicap - 1200m

03 August 2024 - 3:00PM

Track Rating: Soft 5, Weather: Fine, Rail Position: +3m 1200m
Chute, +2.5m Remainder



Section	Overall	L1000	L800	L600	L400	L200
Section Times	1:11.07 [5] (0:13.74)	0:57.33 [1] (0:11.28)	0:46.04 [2] (0:11.37)	0:34.67 [2] (0:11.26)	0:23.41 [3] (0:11.21)	0:12.20 [4] (0:12.20)
Average Speed [km/h]	52.5	63.8	64.2	65.0	64.2	59.1
Top Speed [km/h]	66.0	65.0	65.2	66.9	67.5	61.3
Avg. Dist. to Rail [m]	5.4	1.2	4.3	4.2	4.4	6.1
Avg. Stride Freq. [Hz]	2.3	2.3	2.4	2.4	2.4	2.3
Avg. Stride Length [m]	6.5	7.6	7.5	7.4	7.3	7.0



Report Created: Sat 03 August 2024 16:00:31 GMT+10 (Note: Timing is based on positional data)

- [] Ranking at each section and finish
- :-:- No data available at this section
- NA No data available

Horse/Jockey Name	POWER MISSILE/Fred Kersley
Finish Rank	6
Fastest Section Time (Section)	0:11.05 (L600)
Top Speed [km/h] (Section)	67.5 (L800)
Race State	Finished



Thomas Farms RC Murray Bridge SA - Professional

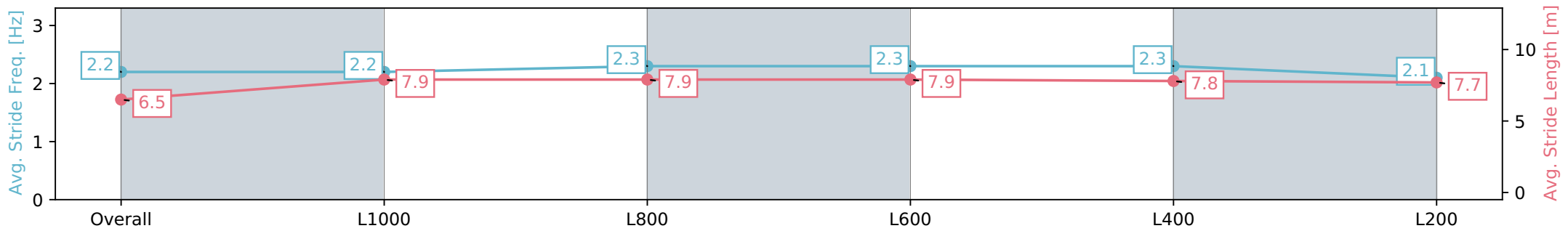
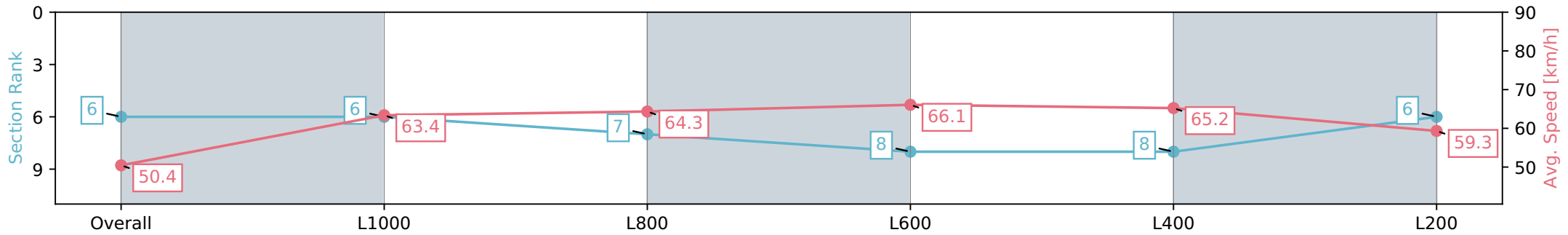
Race 6: Jockey Celebration Day Handicap - 1200m

03 August 2024 - 3:00PM

Track Rating: Soft 5, Weather: Fine, Rail Position: +3m 1200m
Chute, +2.5m Remainder



Section	Overall	L1000	L800	L600	L400	L200
Section Times	1:11.16 [6] (0:14.27)	0:56.89 [6] (0:11.37)	0:45.52 [7] (0:11.30)	0:34.22 [8] (0:11.05)	0:23.17 [8] (0:11.05)	0:12.12 [6] (0:12.12)
Average Speed [km/h]	50.4	63.4	64.3	66.1	65.2	59.3
Top Speed [km/h]	63.9	64.3	66.4	67.5	67.4	61.4
Avg. Dist. to Rail [m]	1.1	0.9	3.4	3.1	5.1	7.0
Avg. Stride Freq. [Hz]	2.2	2.2	2.3	2.3	2.3	2.1
Avg. Stride Length [m]	6.5	7.9	7.9	7.9	7.8	7.7



Report Created: Sat 03 August 2024 16:00:33 GMT+10 (Note: Timing is based on positional data)

- [] Ranking at each section and finish
- :-:- No data available at this section
- NA No data available

Horse/Jockey Name	TAPINFORPAR/Jade Doyle
Finish Rank	7
Fastest Section Time (Section)	0:11.11 (L600)
Top Speed [km/h] (Section)	67.7 (L800)
Race State	Finished



Thomas Farms RC Murray Bridge SA - Professional

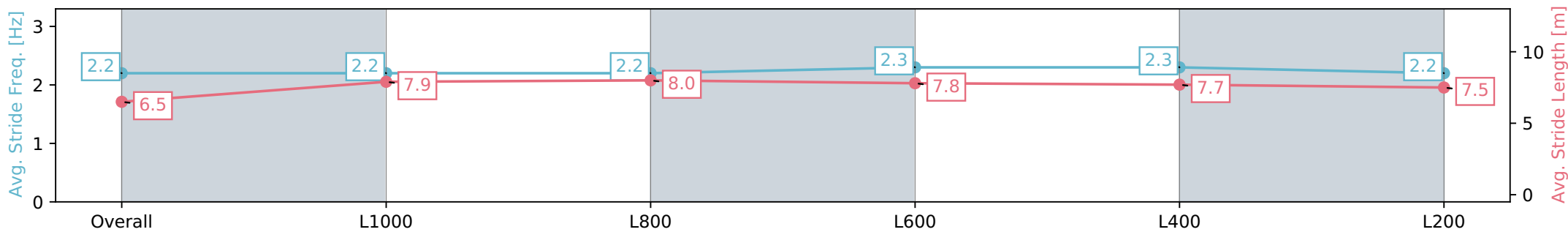
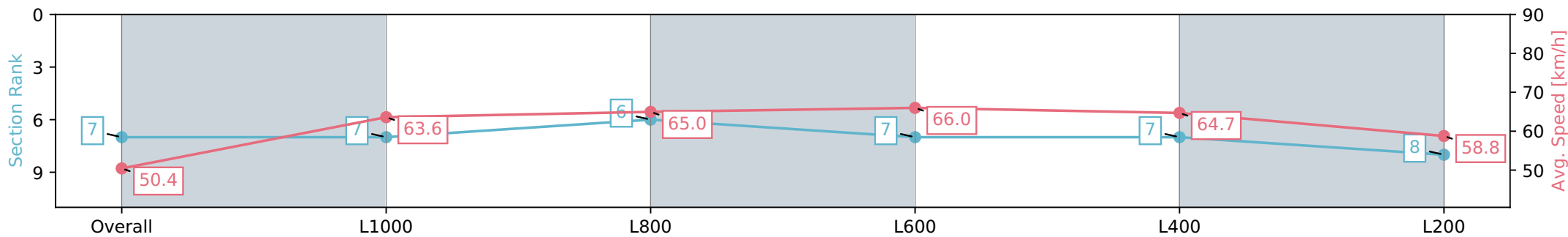
Race 6: Jockey Celebration Day Handicap - 1200m

03 August 2024 - 3:00PM

Track Rating: Soft 5, Weather: Fine, Rail Position: +3m 1200m
Chute, +2.5m Remainder



Section	Overall	L1000	L800	L600	L400	L200
Section Times	1:11.34 [7] (0:14.28)	0:57.06 [7] (0:11.33)	0:45.73 [6] (0:11.23)	0:34.50 [7] (0:11.11)	0:23.39 [7] (0:11.13)	0:12.26 [8] (0:12.26)
Average Speed [km/h]	50.4	63.6	65.0	66.0	64.7	58.8
Top Speed [km/h]	64.0	64.5	66.0	67.7	67.3	61.7
Avg. Dist. to Rail [m]	0.7	1.1	4.5	4.4	7.0	9.1
Avg. Stride Freq. [Hz]	2.2	2.2	2.2	2.3	2.3	2.2
Avg. Stride Length [m]	6.5	7.9	8.0	7.8	7.7	7.5



Report Created: Sat 03 August 2024 16:00:36 GMT+10 (Note: Timing is based on positional data)

- [] Ranking at each section and finish
- :-:- No data available at this section
- NA No data available

Horse/Jockey Name	BUBBLE OVER/Callan Murray
Finish Rank	8
Fastest Section Time (Section)	0:11.17 (L600)
Top Speed [km/h] (Section)	66.9 (L800)
Race State	Finished



Thomas Farms RC Murray Bridge SA - Professional

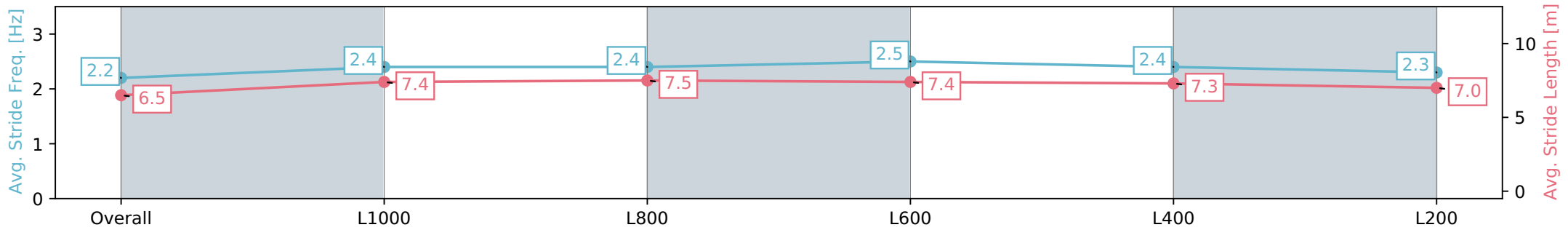
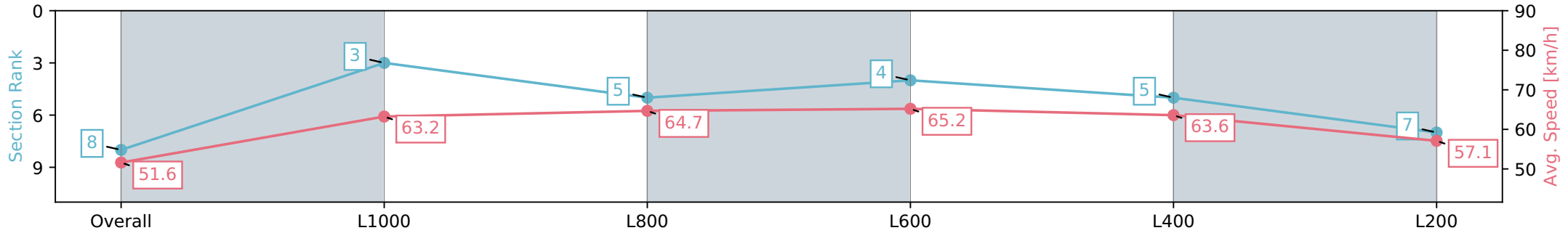
Race 6: Jockey Celebration Day Handicap - 1200m

03 August 2024 - 3:00PM

Track Rating: Soft 5, Weather: Fine, Rail Position: +3m 1200m
Chute, +2.5m Remainder



Section	Overall	L1000	L800	L600	L400	L200
Section Times	1:11.66 [8] (0:13.96)	0:57.70 [3] (0:11.39)	0:46.31 [5] (0:11.21)	0:35.10 [4] (0:11.17)	0:23.93 [5] (0:11.32)	0:12.61 [7] (0:12.61)
Average Speed [km/h]	51.6	63.2	64.7	65.2	63.6	57.1
Top Speed [km/h]	63.0	64.4	66.0	66.9	66.9	60.4
Avg. Dist. to Rail [m]	1.3	1.1	2.3	2.9	4.2	3.7
Avg. Stride Freq. [Hz]	2.2	2.4	2.4	2.5	2.4	2.3
Avg. Stride Length [m]	6.5	7.4	7.5	7.4	7.3	7.0



Report Created: Sat 03 August 2024 16:00:38 GMT+10 (Note: Timing is based on positional data)

- [] Ranking at each section and finish
- :-:- No data available at this section
- NA No data available