



RACINGSA

Thomas Farms RC Murray Bridge SA
Race 4: In Memory of Caitlin Forrest Handicap - 1800m
03 August 2024 - 1:49PM



Murray Bridge
Racing Club

Track Rating: Soft 5, Weather: Fine, Rail Position: +3m 1200m Chute, +2.5m Remainder

Table with columns: Section, Field Times, Position, #, Horse/Jockey, Barrier, Top Speed [km/h], Fastest Section, First 400m, Overall, L1600, L1400, L1200, L1000, L800, Distance Travelled From Winner [m]. Rows 1-10 listing race participants and their performance metrics.

Scratched: Think 'N' Fly (#3)

Report Created: Sat 03 August 2024 14:36:00 GMT+10 (Note: Timing is based on positional data)

- [ ] Position in running at each section and finish
# Saddle cloth number
-:-:- No data available at this section
DNF Did not finish
NA No data available
DNT Did not track
Background shading for fastest section



RACINGSA

Thomas Farms RC Murray Bridge SA
Race 4: In Memory of Caitlin Forrest Handicap - 1800m
03 August 2024 - 1:49PM



Murray Bridge
Racing Club

Track Rating: Soft 5, Weather: Fine, Rail Position: +3m 1200m Chute, +2.5m Remainder

Section
Field Times

L600 0:35.38 (0:11.78)
L400 0:23.60 (0:11.56)
L200 0:12.04 (0:12.04)

Table with columns: Position, #, Horse/Jockey, Barrier, Top Speed [km/h], Fastest Section, First 400m, Margin, Distance Travelled From Winner [m]. Rows include horses like QUITE THE LASS, SET TO PROPHET, EXALTED FIRE, RIVERPLATE, RUDHYAR, AITCH D'AMICO, EUREKA'S VICTORY, VINO DECASA NOSTRA, WHEELS, and FLYWAY.

Scratched: Think 'N' Fly (#3)

- [ ] Position in running at each section and finish
# Saddle cloth number
-:-:- No data available at this section
DNF Did not finish
NA No data available
DNT Did not track
■ Background shading for fastest section

|                                |                               |
|--------------------------------|-------------------------------|
| Horse/Jockey Name              | QUITE THE LASS/Kayla Crowther |
| Finish Rank                    | 1                             |
| Fastest Section Time (Section) | 0:11.20 (L400)                |
| Top Speed [km/h] (Section)     | 65.3 (L600)                   |
| Race State                     | Finished                      |



Thomas Farms RC Murray Bridge SA - Professional

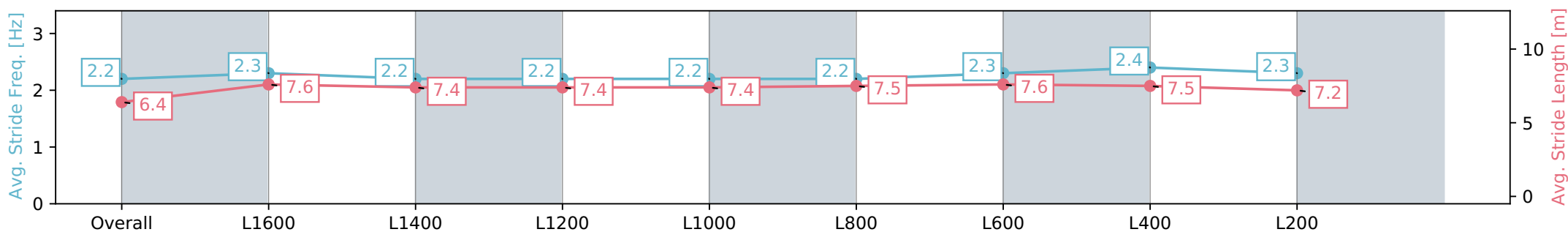
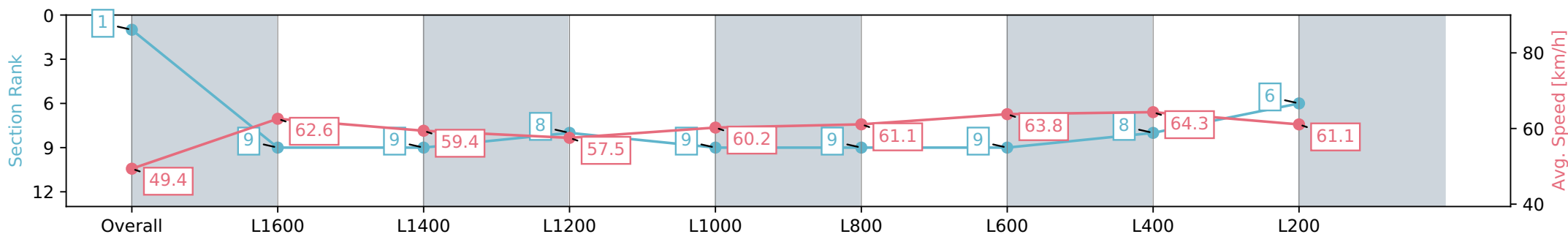
Race 4: In Memory of Caitlin Forrest Handicap - 1800m

03 August 2024 - 1:49PM

Track Rating: Soft 5, Weather: Fine, Rail Position: +3m 1200m  
Chute, +2.5m Remainder



| Section                | Overall                  | L1600                    | L1400                    | L1200                    | L1000                    | L800                     | L600                     | L400                     | L200                     |
|------------------------|--------------------------|--------------------------|--------------------------|--------------------------|--------------------------|--------------------------|--------------------------|--------------------------|--------------------------|
| Section Times          | 1:49.25 [1]<br>(0:14.59) | 1:34.66 [9]<br>(0:11.51) | 1:23.15 [9]<br>(0:12.11) | 1:11.04 [8]<br>(0:12.53) | 0:58.51 [9]<br>(0:12.06) | 0:46.45 [9]<br>(0:11.97) | 0:34.48 [9]<br>(0:11.49) | 0:22.99 [8]<br>(0:11.20) | 0:11.79 [6]<br>(0:11.79) |
| Average Speed [km/h]   | 49.4                     | 62.6                     | 59.4                     | 57.5                     | 60.2                     | 61.1                     | 63.8                     | 64.3                     | 61.1                     |
| Top Speed [km/h]       | 63.3                     | 63.8                     | 60.5                     | 59.4                     | 61.5                     | 62.7                     | 64.5                     | 65.3                     | 62.9                     |
| Avg. Dist. to Rail [m] | 3.4                      | 1.0                      | 0.4                      | 0.8                      | 1.6                      | 3.0                      | 4.8                      | 5.0                      | 6.0                      |
| Avg. Stride Freq. [Hz] | 2.2                      | 2.3                      | 2.2                      | 2.2                      | 2.2                      | 2.2                      | 2.3                      | 2.4                      | 2.3                      |
| Avg. Stride Length [m] | 6.4                      | 7.6                      | 7.4                      | 7.4                      | 7.4                      | 7.4                      | 7.5                      | 7.6                      | 7.2                      |



Report Created: Sat 03 August 2024 14:36:04 GMT+10 (Note: Timing is based on positional data)

- [ ] Ranking at each section and finish
- :-:- No data available at this section
- NA No data available

|                                |                                 |
|--------------------------------|---------------------------------|
| Horse/Jockey Name              | SET TO PROPHET/Taylor Johnstone |
| Finish Rank                    | 2                               |
| Fastest Section Time (Section) | 0:11.46 (L400)                  |
| Top Speed [km/h] (Section)     | 64.5 (Overall)                  |
| Race State                     | Finished                        |



### Thomas Farms RC Murray Bridge SA - Professional

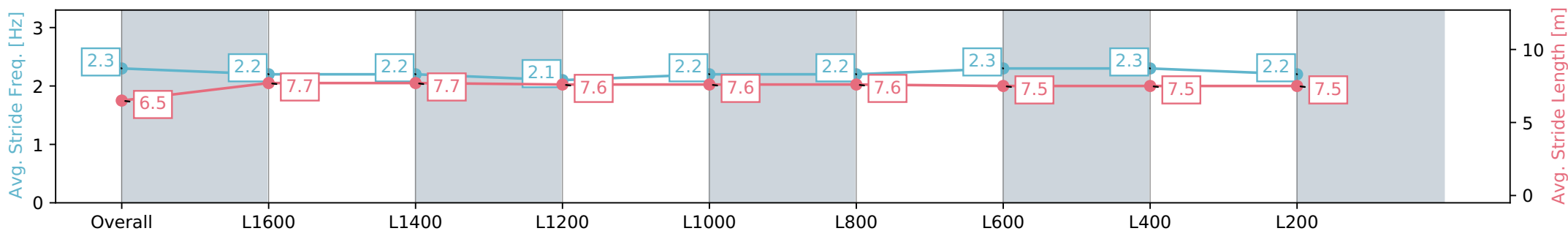
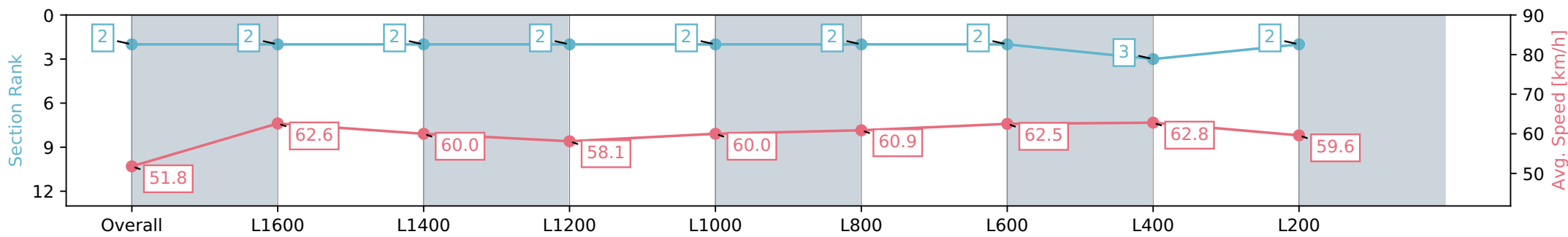
Race 4: In Memory of Caitlin Forrest Handicap - 1800m

03 August 2024 - 1:49PM

Track Rating: Soft 5, Weather: Fine, Rail Position: +3m 1200m  
Chute, +2.5m Remainder



| Section                | Overall                  | L1600                    | L1400                    | L1200                    | L1000                    | L800                     | L600                     | L400                     | L200                     |
|------------------------|--------------------------|--------------------------|--------------------------|--------------------------|--------------------------|--------------------------|--------------------------|--------------------------|--------------------------|
| Section Times          | 1:49.33 [2]<br>(0:13.93) | 1:35.40 [2]<br>(0:11.48) | 1:23.92 [2]<br>(0:12.01) | 1:11.91 [2]<br>(0:12.40) | 0:59.51 [2]<br>(0:12.21) | 0:47.30 [2]<br>(0:12.04) | 0:35.26 [2]<br>(0:11.70) | 0:23.56 [3]<br>(0:11.46) | 0:12.10 [2]<br>(0:12.10) |
| Average Speed [km/h]   | 51.8                     | 62.6                     | 60.0                     | 58.1                     | 60.0                     | 60.9                     | 62.5                     | 62.8                     | 59.6                     |
| Top Speed [km/h]       | 64.4                     | 64.5                     | 60.6                     | 59.8                     | 60.5                     | 61.4                     | 63.6                     | 64.2                     | 61.3                     |
| Avg. Dist. to Rail [m] | 3.5                      | 2.7                      | 1.9                      | 2.3                      | 3.1                      | 3.7                      | 4.2                      | 6.7                      | 10.6                     |
| Avg. Stride Freq. [Hz] | 2.3                      | 2.2                      | 2.2                      | 2.1                      | 2.2                      | 2.2                      | 2.2                      | 2.3                      | 2.2                      |
| Avg. Stride Length [m] | 6.5                      | 7.7                      | 7.7                      | 7.6                      | 7.6                      | 7.6                      | 7.5                      | 7.5                      | 7.5                      |



Report Created: Sat 03 August 2024 14:36:07 GMT+10 (Note: Timing is based on positional data)

- [ ] Ranking at each section and finish
- :-:- No data available at this section
- NA No data available

|                                |                           |
|--------------------------------|---------------------------|
| Horse/Jockey Name              | EXALTED FIRE/Rose Hammond |
| Finish Rank                    | 3                         |
| Fastest Section Time (Section) | 0:11.40 (L1600)           |
| Top Speed [km/h] (Section)     | 65.2 (Overall)            |
| Race State                     | Finished                  |



### Thomas Farms RC Murray Bridge SA - Professional

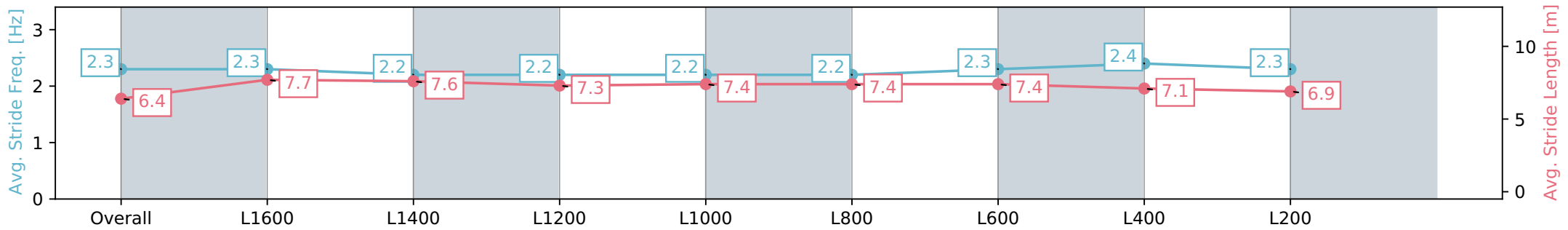
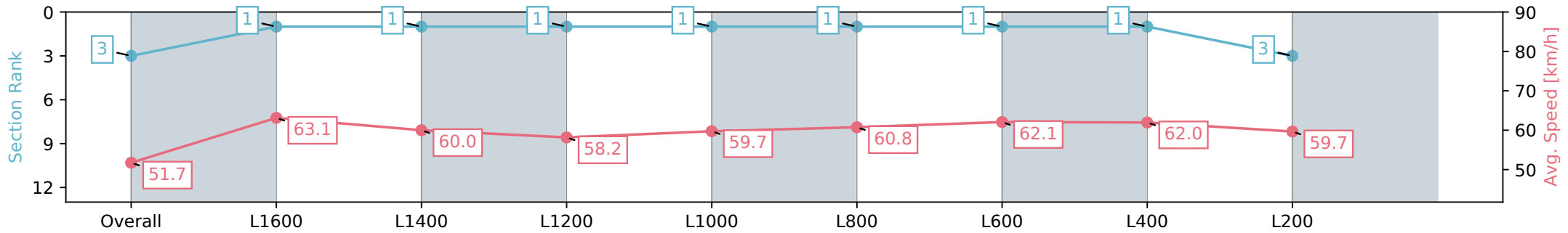
Race 4: In Memory of Caitlin Forrest Handicap - 1800m

03 August 2024 - 1:49PM

Track Rating: Soft 5, Weather: Fine, Rail Position: +3m 1200m  
Chute, +2.5m Remainder



| Section                | Overall                  | L1600                    | L1400                    | L1200                    | L1000                    | L800                     | L600                     | L400                     | L200                     |
|------------------------|--------------------------|--------------------------|--------------------------|--------------------------|--------------------------|--------------------------|--------------------------|--------------------------|--------------------------|
| Section Times          | 1:49.34 [3]<br>(0:13.92) | 1:35.42 [1]<br>(0:11.40) | 1:24.02 [1]<br>(0:12.01) | 1:12.01 [1]<br>(0:12.38) | 0:59.63 [1]<br>(0:12.15) | 0:47.48 [1]<br>(0:12.00) | 0:35.48 [1]<br>(0:11.79) | 0:23.69 [1]<br>(0:11.63) | 0:12.06 [3]<br>(0:12.06) |
| Average Speed [km/h]   | 51.7                     | 63.1                     | 60.0                     | 58.2                     | 59.7                     | 60.8                     | 62.1                     | 62.0                     | 59.7                     |
| Top Speed [km/h]       | 64.6                     | 65.2                     | 61.1                     | 58.7                     | 60.6                     | 61.2                     | 62.9                     | 64.0                     | 60.8                     |
| Avg. Dist. to Rail [m] | 1.3                      | 0.6                      | 0.2                      | 0.8                      | 1.6                      | 2.6                      | 3.7                      | 5.4                      | 7.5                      |
| Avg. Stride Freq. [Hz] | 2.3                      | 2.3                      | 2.2                      | 2.2                      | 2.2                      | 2.2                      | 2.3                      | 2.4                      | 2.3                      |
| Avg. Stride Length [m] | 6.4                      | 7.7                      | 7.6                      | 7.3                      | 7.4                      | 7.4                      | 7.4                      | 7.1                      | 6.9                      |



Report Created: Sat 03 August 2024 14:36:11 GMT+10 (Note: Timing is based on positional data)

- [ ] Ranking at each section and finish
- :-:- No data available at this section
- NA No data available

|                                |                         |
|--------------------------------|-------------------------|
| Horse/Jockey Name              | RIVERPLATE/Todd Pannell |
| Finish Rank                    | 4                       |
| Fastest Section Time (Section) | 0:11.51 (L400)          |
| Top Speed [km/h] (Section)     | 64.3 (L600)             |
| Race State                     | Finished                |



### Thomas Farms RC Murray Bridge SA - Professional

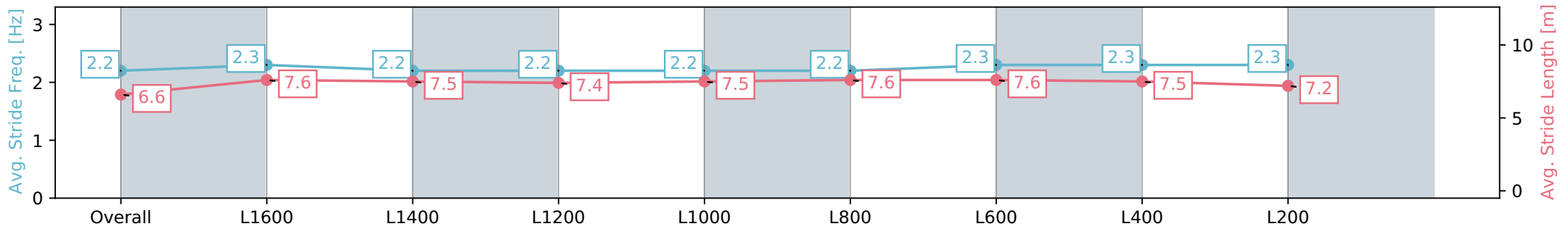
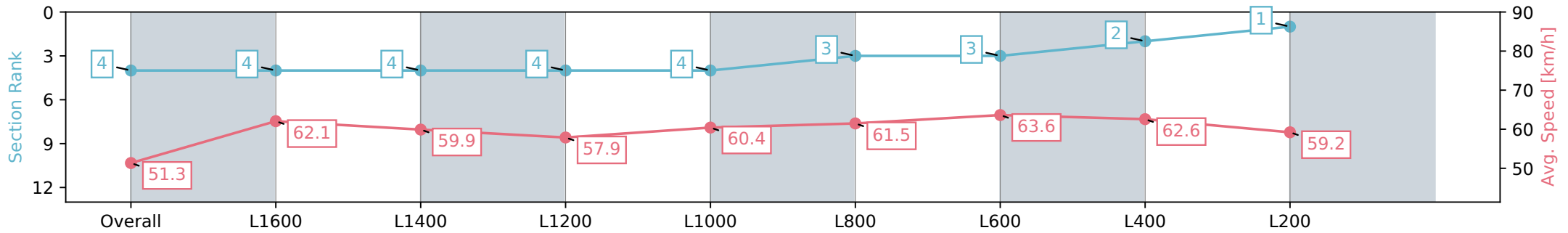
Race 4: In Memory of Caitlin Forrest Handicap - 1800m

03 August 2024 - 1:49PM

Track Rating: Soft 5, Weather: Fine, Rail Position: +3m 1200m  
Chute, +2.5m Remainder



| Section                | Overall                  | L1600                    | L1400                    | L1200                    | L1000                    | L800                     | L600                     | L400                     | L200                     |
|------------------------|--------------------------|--------------------------|--------------------------|--------------------------|--------------------------|--------------------------|--------------------------|--------------------------|--------------------------|
| Section Times          | 1:49.34 [4]<br>(0:14.01) | 1:35.33 [4]<br>(0:11.61) | 1:23.72 [4]<br>(0:12.03) | 1:11.69 [4]<br>(0:12.45) | 0:59.24 [4]<br>(0:12.09) | 0:47.15 [3]<br>(0:11.93) | 0:35.22 [3]<br>(0:11.56) | 0:23.65 [2]<br>(0:11.51) | 0:12.14 [1]<br>(0:12.14) |
| Average Speed [km/h]   | 51.3                     | 62.1                     | 59.9                     | 57.9                     | 60.4                     | 61.5                     | 63.6                     | 62.6                     | 59.2                     |
| Top Speed [km/h]       | 62.0                     | 63.9                     | 60.3                     | 59.2                     | 61.2                     | 63.0                     | 64.0                     | 64.3                     | 61.8                     |
| Avg. Dist. to Rail [m] | 3.9                      | 2.0                      | 1.5                      | 1.9                      | 2.5                      | 3.6                      | 5.6                      | 8.7                      | 11.9                     |
| Avg. Stride Freq. [Hz] | 2.2                      | 2.3                      | 2.2                      | 2.2                      | 2.2                      | 2.2                      | 2.3                      | 2.3                      | 2.3                      |
| Avg. Stride Length [m] | 6.6                      | 7.6                      | 7.5                      | 7.4                      | 7.5                      | 7.6                      | 7.6                      | 7.5                      | 7.2                      |



Report Created: Sat 03 August 2024 14:36:14 GMT+10 (Note: Timing is based on positional data)

- [ ] Ranking at each section and finish
- :-:- No data available at this section
- NA No data available

|                                |                      |
|--------------------------------|----------------------|
| Horse/Jockey Name              | RUDHYAR/Fred Kersley |
| Finish Rank                    | 5                    |
| Fastest Section Time (Section) | 0:11.46 (L400)       |
| Top Speed [km/h] (Section)     | 64.3 (L800)          |
| Race State                     | Finished             |



Thomas Farms RC Murray Bridge SA - Professional

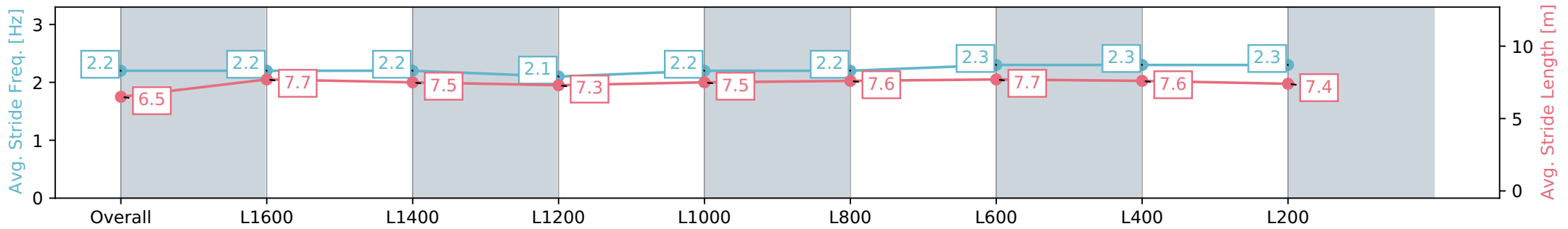
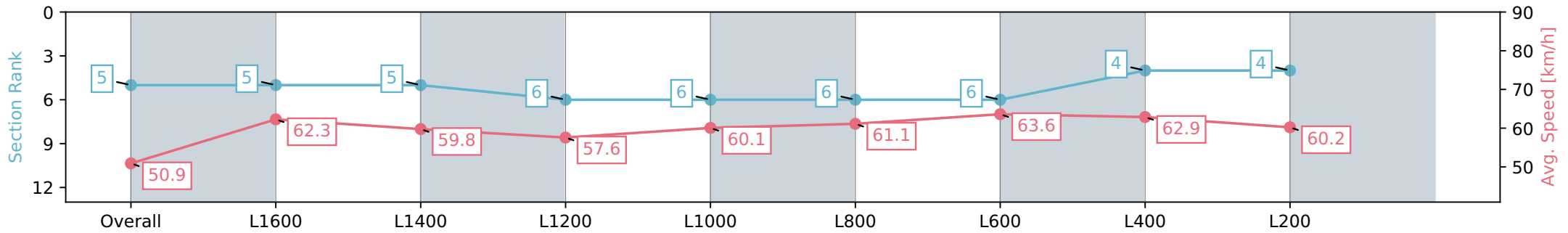
Race 4: In Memory of Caitlin Forrest Handicap - 1800m

03 August 2024 - 1:49PM

Track Rating: Soft 5, Weather: Fine, Rail Position: +3m 1200m  
Chute, +2.5m Remainder



| Section                | Overall                  | L1600                    | L1400                    | L1200                    | L1000                    | L800                     | L600                     | L400                     | L200                     |
|------------------------|--------------------------|--------------------------|--------------------------|--------------------------|--------------------------|--------------------------|--------------------------|--------------------------|--------------------------|
| Section Times          | 1:49.37 [5]<br>(0:14.16) | 1:35.21 [5]<br>(0:11.56) | 1:23.64 [5]<br>(0:12.05) | 1:11.59 [6]<br>(0:12.52) | 0:59.07 [6]<br>(0:12.14) | 0:46.93 [6]<br>(0:11.98) | 0:34.95 [6]<br>(0:11.54) | 0:23.41 [4]<br>(0:11.46) | 0:11.95 [4]<br>(0:11.95) |
| Average Speed [km/h]   | 50.9                     | 62.3                     | 59.8                     | 57.6                     | 60.1                     | 61.1                     | 63.6                     | 62.9                     | 60.2                     |
| Top Speed [km/h]       | 63.6                     | 64.3                     | 60.6                     | 58.9                     | 60.4                     | 62.6                     | 64.3                     | 64.1                     | 62.7                     |
| Avg. Dist. to Rail [m] | 2.2                      | 1.6                      | 1.1                      | 1.5                      | 2.7                      | 3.1                      | 4.9                      | 7.7                      | 9.2                      |
| Avg. Stride Freq. [Hz] | 2.2                      | 2.2                      | 2.2                      | 2.1                      | 2.2                      | 2.2                      | 2.3                      | 2.3                      | 2.3                      |
| Avg. Stride Length [m] | 6.5                      | 7.7                      | 7.5                      | 7.3                      | 7.5                      | 7.6                      | 7.7                      | 7.6                      | 7.4                      |



Report Created: Sat 03 August 2024 14:36:18 GMT+10 (Note: Timing is based on positional data)

- [ ] Ranking at each section and finish
- :-:- No data available at this section
- NA No data available

|                                |                             |
|--------------------------------|-----------------------------|
| Horse/Jockey Name              | AITCH D'AMICO/Alana Livesey |
| Finish Rank                    | 6                           |
| Fastest Section Time (Section) | 0:11.42 (L400)              |
| Top Speed [km/h] (Section)     | 64.7 (L800)                 |
| Race State                     | Finished                    |



### Thomas Farms RC Murray Bridge SA - Professional

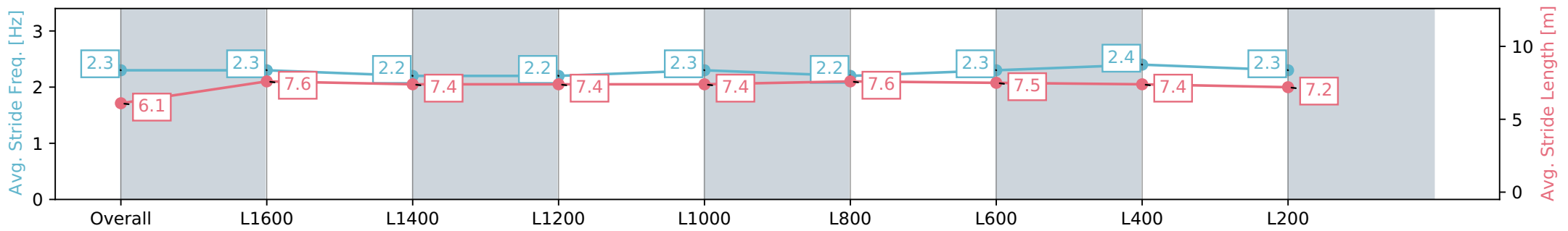
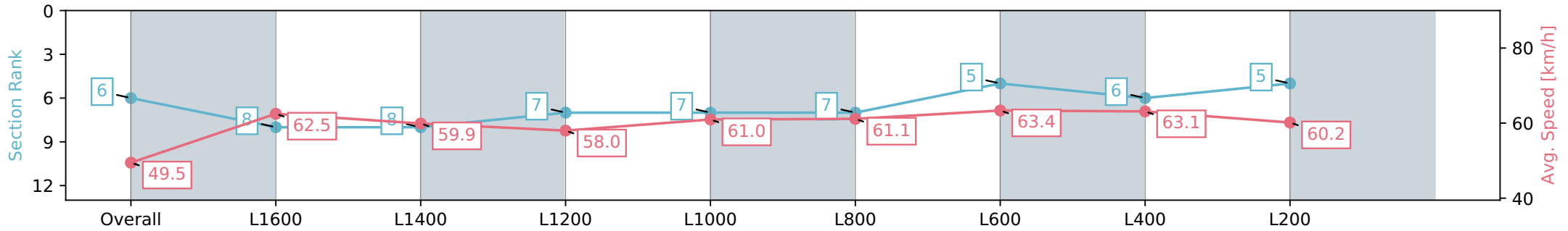
Race 4: In Memory of Caitlin Forrest Handicap - 1800m

03 August 2024 - 1:49PM

Track Rating: Soft 5, Weather: Fine, Rail Position: +3m 1200m  
Chute, +2.5m Remainder



| Section                | Overall                  | L1600                    | L1400                    | L1200                    | L1000                    | L800                     | L600                     | L400                     | L200                     |
|------------------------|--------------------------|--------------------------|--------------------------|--------------------------|--------------------------|--------------------------|--------------------------|--------------------------|--------------------------|
| Section Times          | 1:49.40 [6]<br>(0:14.55) | 1:34.85 [8]<br>(0:11.52) | 1:23.33 [8]<br>(0:12.02) | 1:11.31 [7]<br>(0:12.45) | 0:58.86 [7]<br>(0:11.91) | 0:46.95 [7]<br>(0:11.93) | 0:35.02 [5]<br>(0:11.64) | 0:23.38 [6]<br>(0:11.42) | 0:11.96 [5]<br>(0:11.96) |
| Average Speed [km/h]   | 49.5                     | 62.5                     | 59.9                     | 58.0                     | 61.0                     | 61.1                     | 63.4                     | 63.1                     | 60.2                     |
| Top Speed [km/h]       | 64.5                     | 64.3                     | 61.0                     | 59.8                     | 61.9                     | 63.6                     | 64.7                     | 64.3                     | 62.1                     |
| Avg. Dist. to Rail [m] | 1.7                      | 1.6                      | 1.7                      | 2.0                      | 1.7                      | 2.5                      | 6.2                      | 9.9                      | 13.0                     |
| Avg. Stride Freq. [Hz] | 2.3                      | 2.3                      | 2.2                      | 2.2                      | 2.3                      | 2.2                      | 2.3                      | 2.4                      | 2.3                      |
| Avg. Stride Length [m] | 6.1                      | 7.6                      | 7.4                      | 7.4                      | 7.4                      | 7.6                      | 7.5                      | 7.4                      | 7.2                      |



Report Created: Sat 03 August 2024 14:36:21 GMT+10 (Note: Timing is based on positional data)

- [ ] Ranking at each section and finish
- :-:- No data available at this section
- NA No data available





|                                |                                |
|--------------------------------|--------------------------------|
| Horse/Jockey Name              | EUREKA'S VICTORY/Callan Murray |
| Finish Rank                    | 7                              |
| Fastest Section Time (Section) | 0:11.56 (L1600)                |
| Top Speed [km/h] (Section)     | 63.7 (Overall)                 |
| Race State                     | Finished                       |



### Thomas Farms RC Murray Bridge SA - Professional

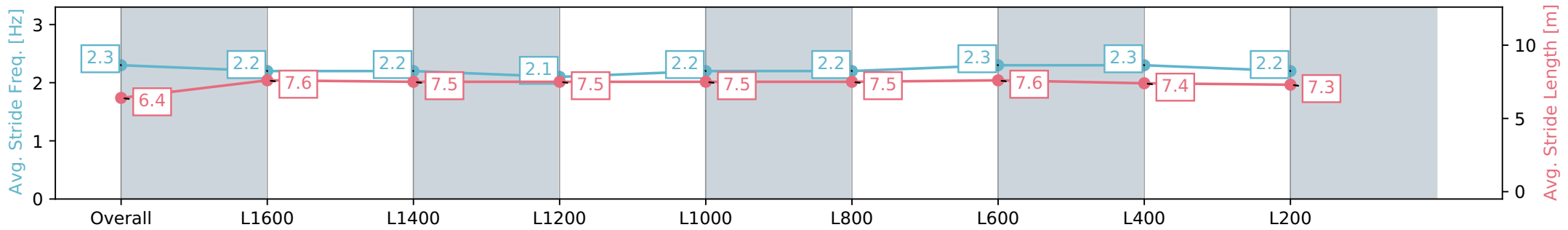
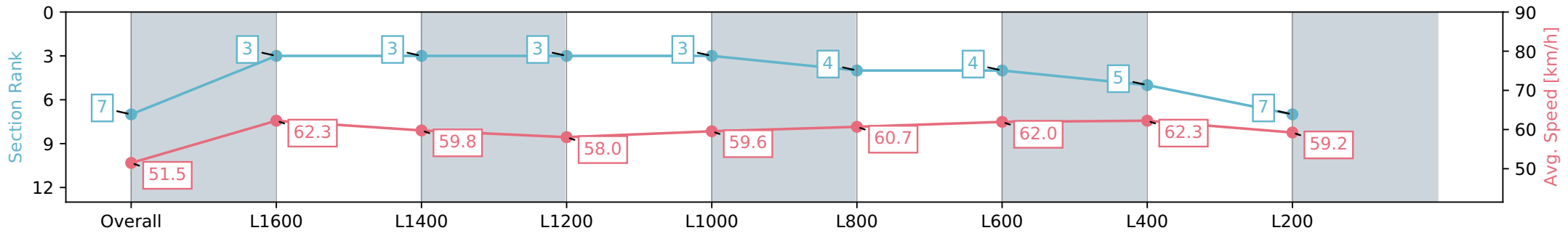
Race 4: In Memory of Caitlin Forrest Handicap - 1800m

03 August 2024 - 1:49PM

Track Rating: Soft 5, Weather: Fine, Rail Position: +3m 1200m  
Chute, +2.5m Remainder



| Section                | Overall                  | L1600                    | L1400                    | L1200                    | L1000                    | L800                     | L600                     | L400                     | L200                     |
|------------------------|--------------------------|--------------------------|--------------------------|--------------------------|--------------------------|--------------------------|--------------------------|--------------------------|--------------------------|
| Section Times          | 1:49.67 [7]<br>(0:14.00) | 1:35.67 [3]<br>(0:11.56) | 1:24.11 [3]<br>(0:12.06) | 1:12.05 [3]<br>(0:12.41) | 0:59.64 [3]<br>(0:12.17) | 0:47.47 [4]<br>(0:11.98) | 0:35.49 [4]<br>(0:11.78) | 0:23.71 [5]<br>(0:11.56) | 0:12.15 [7]<br>(0:12.15) |
| Average Speed [km/h]   | 51.5                     | 62.3                     | 59.8                     | 58.0                     | 59.6                     | 60.7                     | 62.0                     | 62.3                     | 59.2                     |
| Top Speed [km/h]       | 62.6                     | 63.7                     | 60.6                     | 58.7                     | 60.6                     | 61.0                     | 63.0                     | 63.2                     | 61.0                     |
| Avg. Dist. to Rail [m] | 1.4                      | 1.1                      | 0.6                      | 1.1                      | 1.5                      | 1.8                      | 3.5                      | 6.9                      | 8.1                      |
| Avg. Stride Freq. [Hz] | 2.3                      | 2.2                      | 2.2                      | 2.1                      | 2.2                      | 2.2                      | 2.3                      | 2.3                      | 2.2                      |
| Avg. Stride Length [m] | 6.4                      | 7.6                      | 7.5                      | 7.5                      | 7.5                      | 7.5                      | 7.6                      | 7.4                      | 7.3                      |



Report Created: Sat 03 August 2024 14:36:25 GMT+10 (Note: Timing is based on positional data)

- [ ] Ranking at each section and finish
- :-:- No data available at this section
- NA No data available

|                                |                                 |
|--------------------------------|---------------------------------|
| Horse/Jockey Name              | VINO DECASA NOSTRA/Sophie Logan |
| Finish Rank                    | 8                               |
| Fastest Section Time (Section) | 0:11.32 (L400)                  |
| Top Speed [km/h] (Section)     | 66.0 (L800)                     |
| Race State                     | Finished                        |



### Thomas Farms RC Murray Bridge SA - Professional

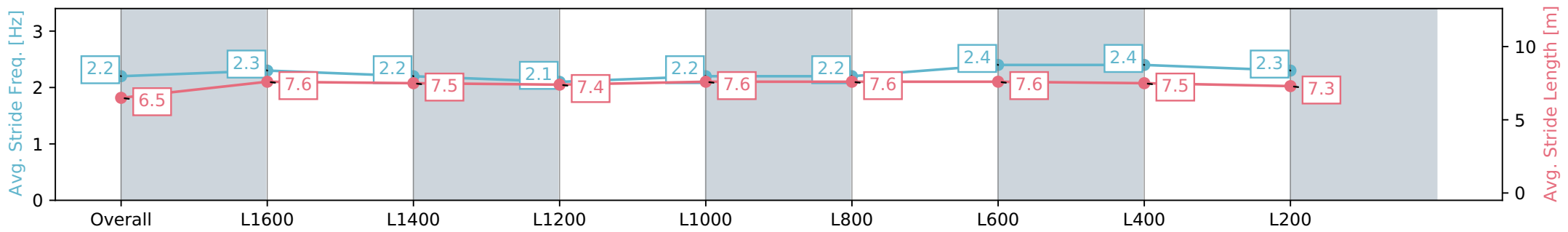
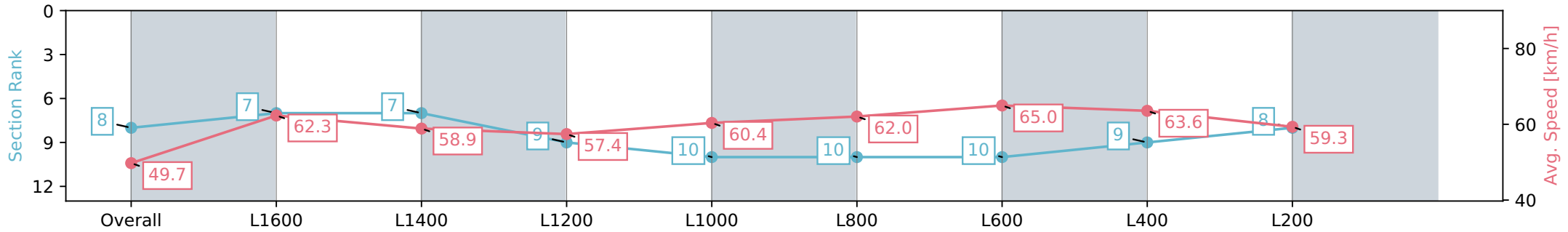
Race 4: In Memory of Caitlin Forrest Handicap - 1800m

03 August 2024 - 1:49PM

Track Rating: Soft 5, Weather: Fine, Rail Position: +3m 1200m  
Chute, +2.5m Remainder



| Section                | Overall                  | L1600                    | L1400                    | L1200                    | L1000                     | L800                      | L600                      | L400                     | L200                     |
|------------------------|--------------------------|--------------------------|--------------------------|--------------------------|---------------------------|---------------------------|---------------------------|--------------------------|--------------------------|
| Section Times          | 1:49.80 [8]<br>(0:14.49) | 1:35.31 [7]<br>(0:11.56) | 1:23.75 [7]<br>(0:12.22) | 1:11.53 [9]<br>(0:12.56) | 0:58.96 [10]<br>(0:12.19) | 0:46.77 [10]<br>(0:11.86) | 0:34.91 [10]<br>(0:11.46) | 0:23.45 [9]<br>(0:11.32) | 0:12.13 [8]<br>(0:12.13) |
| Average Speed [km/h]   | 49.7                     | 62.3                     | 58.9                     | 57.4                     | 60.4                      | 62.0                      | 65.0                      | 63.6                     | 59.3                     |
| Top Speed [km/h]       | 61.9                     | 63.7                     | 59.7                     | 59.3                     | 61.7                      | 63.5                      | 66.0                      | 65.9                     | 61.8                     |
| Avg. Dist. to Rail [m] | 5.9                      | 3.0                      | 2.5                      | 3.1                      | 3.7                       | 4.5                       | 8.1                       | 10.9                     | 12.6                     |
| Avg. Stride Freq. [Hz] | 2.2                      | 2.3                      | 2.2                      | 2.1                      | 2.2                       | 2.2                       | 2.4                       | 2.4                      | 2.3                      |
| Avg. Stride Length [m] | 6.5                      | 7.6                      | 7.5                      | 7.4                      | 7.6                       | 7.6                       | 7.6                       | 7.5                      | 7.3                      |



[ ] Ranking at each section and finish  
 -:-:- No data available at this section  
 NA No data available

|                                |                       |
|--------------------------------|-----------------------|
| Horse/Jockey Name              | WHEELS/Teagan Voorham |
| Finish Rank                    | 9                     |
| Fastest Section Time (Section) | 0:11.43 (L1600)       |
| Top Speed [km/h] (Section)     | 64.2 (Overall)        |
| Race State                     | Finished              |



### Thomas Farms RC Murray Bridge SA - Professional

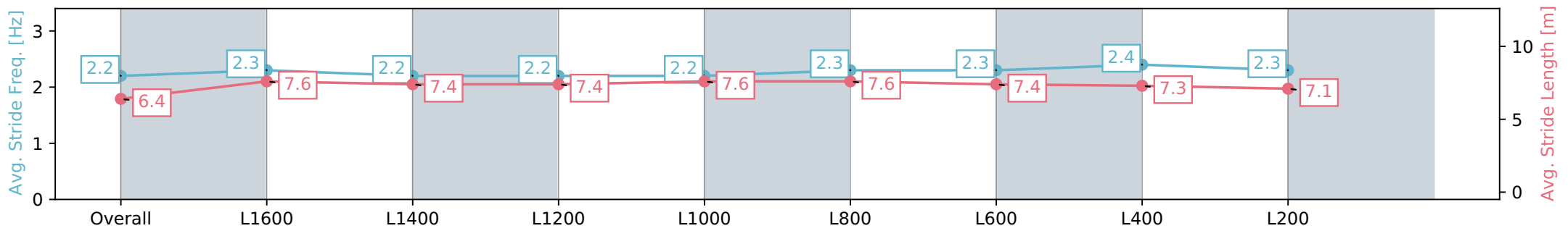
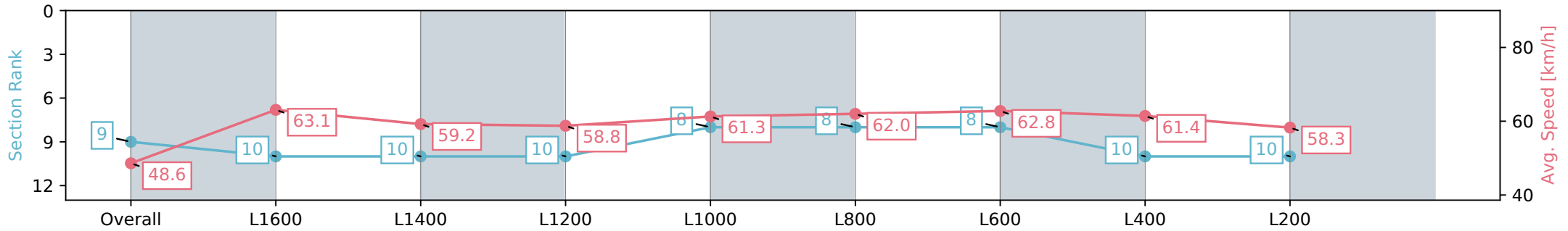
Race 4: In Memory of Caitlin Forrest Handicap - 1800m

03 August 2024 - 1:49PM

Track Rating: Soft 5, Weather: Fine, Rail Position: +3m 1200m  
Chute, +2.5m Remainder



| Section                | Overall                  | L1600                     | L1400                     | L1200                     | L1000                    | L800                     | L600                     | L400                      | L200                      |
|------------------------|--------------------------|---------------------------|---------------------------|---------------------------|--------------------------|--------------------------|--------------------------|---------------------------|---------------------------|
| Section Times          | 1:50.51 [9]<br>(0:14.81) | 1:35.70 [10]<br>(0:11.43) | 1:24.27 [10]<br>(0:12.16) | 1:12.11 [10]<br>(0:12.28) | 0:59.83 [8]<br>(0:11.99) | 0:47.84 [8]<br>(0:11.92) | 0:35.92 [8]<br>(0:11.84) | 0:24.08 [10]<br>(0:11.72) | 0:12.36 [10]<br>(0:12.36) |
| Average Speed [km/h]   | 48.6                     | 63.1                      | 59.2                      | 58.8                      | 61.3                     | 62.0                     | 62.8                     | 61.4                      | 58.3                      |
| Top Speed [km/h]       | 62.0                     | 64.2                      | 60.3                      | 61.1                      | 62.0                     | 63.1                     | 63.5                     | 63.8                      | 59.7                      |
| Avg. Dist. to Rail [m] | 4.9                      | 2.3                       | 2.8                       | 2.9                       | 3.8                      | 5.1                      | 8.1                      | 11.6                      | 12.8                      |
| Avg. Stride Freq. [Hz] | 2.2                      | 2.3                       | 2.2                       | 2.2                       | 2.2                      | 2.3                      | 2.3                      | 2.4                       | 2.3                       |
| Avg. Stride Length [m] | 6.4                      | 7.6                       | 7.4                       | 7.4                       | 7.6                      | 7.6                      | 7.4                      | 7.3                       | 7.1                       |



Report Created: Sat 03 August 2024 14:36:32 GMT+10 (Note: Timing is based on positional data)

- [ ] Ranking at each section and finish
- :-:- No data available at this section
- NA No data available

|                                |                     |
|--------------------------------|---------------------|
| Horse/Jockey Name              | FLYWAY/Manoel Nunes |
| Finish Rank                    | 10                  |
| Fastest Section Time (Section) | 0:11.72 (L1600)     |
| Top Speed [km/h] (Section)     | 63.8 (L800)         |
| Race State                     | Finished            |



Thomas Farms RC Murray Bridge SA - Professional

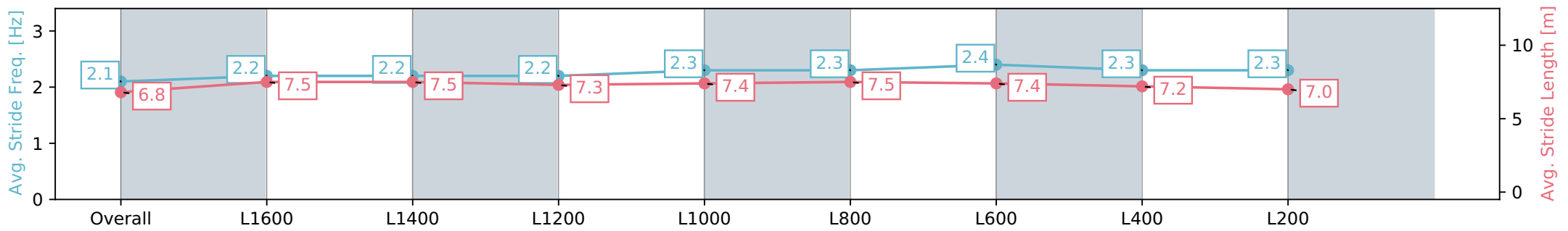
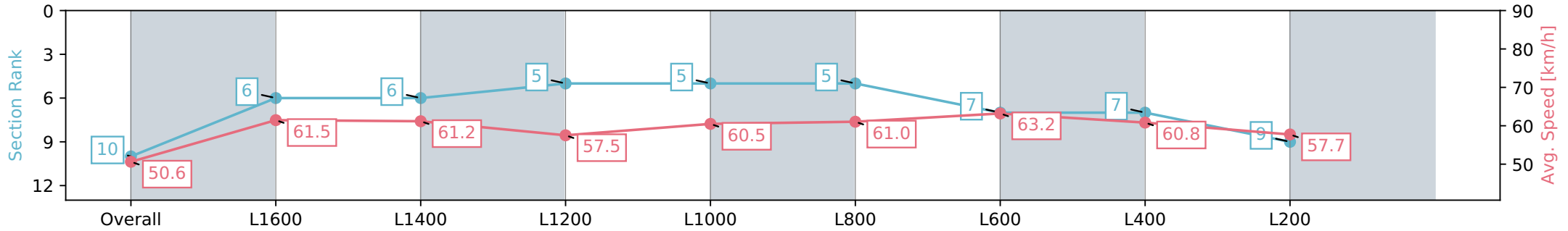
Race 4: In Memory of Caitlin Forrest Handicap - 1800m

03 August 2024 - 1:49PM

Track Rating: Soft 5, Weather: Fine, Rail Position: +3m 1200m  
Chute, +2.5m Remainder



| Section                | Overall                   | L1600                    | L1400                    | L1200                    | L1000                    | L800                     | L600                     | L400                     | L200                     |
|------------------------|---------------------------|--------------------------|--------------------------|--------------------------|--------------------------|--------------------------|--------------------------|--------------------------|--------------------------|
| Section Times          | 1:50.55 [10]<br>(0:14.23) | 1:36.32 [6]<br>(0:11.72) | 1:24.60 [6]<br>(0:11.78) | 1:12.82 [5]<br>(0:12.53) | 1:00.29 [5]<br>(0:12.14) | 0:48.15 [5]<br>(0:12.08) | 0:36.07 [7]<br>(0:11.77) | 0:24.30 [7]<br>(0:11.83) | 0:12.47 [9]<br>(0:12.47) |
| Average Speed [km/h]   | 50.6                      | 61.5                     | 61.2                     | 57.5                     | 60.5                     | 61.0                     | 63.2                     | 60.8                     | 57.7                     |
| Top Speed [km/h]       | 62.3                      | 63.2                     | 61.7                     | 59.6                     | 61.8                     | 62.8                     | 63.8                     | 62.6                     | 59.5                     |
| Avg. Dist. to Rail [m] | 7.0                       | 3.1                      | 2.5                      | 2.5                      | 3.3                      | 5.2                      | 7.6                      | 11.2                     | 10.7                     |
| Avg. Stride Freq. [Hz] | 2.1                       | 2.2                      | 2.2                      | 2.2                      | 2.3                      | 2.3                      | 2.4                      | 2.3                      | 2.3                      |
| Avg. Stride Length [m] | 6.8                       | 7.5                      | 7.5                      | 7.3                      | 7.4                      | 7.5                      | 7.4                      | 7.2                      | 7.0                      |



[ ] Ranking at each section and finish  
 -:-:- No data available at this section  
 NA No data available