



RACINGSA

Thomas Farms RC Murray Bridge SA
Race 3: In Memory of Dean Holland Handicap - 2500m
03 August 2024 - 1:15PM



Murray Bridge
Racing Club

Track Rating: Soft 5, Weather: Fine, Rail Position: +3m 1200m Chute, +2.5m Remainder

Table with columns: Section, Field Times, Position, #, Horse/Jockey, Barrier, Top Speed [km/h], Fastest Section, First 400m, Overall, L2400, L2200, L2000, L1800, L1600, Distance Travelled From Winner [m]. Contains 10 race entries with detailed timing and speed data.

- [] Position in running at each section and finish
Saddle cloth number
-:-:- No data available at this section
DNF Did not finish
NA No data available
DNT Did not track
Background shading for fastest section



RACINGSA

Thomas Farms RC Murray Bridge SA

Race 3: In Memory of Dean Holland Handicap - 2500m

03 August 2024 - 1:15PM



Murray Bridge
Racing Club

Track Rating: Soft 5, Weather: Fine, Rail Position: +3m 1200m Chute, +2.5m Remainder

Section								L1400	L1200	L1000	L800	L600	L400		
Field Times								1:28.65 (0:13.23)	1:15.42 (0:13.40)	1:02.03 (0:13.30)	0:48.73 (0:12.85)	0:35.88 (0:12.21)	0:23.67 (0:11.88)		
Position	#	Horse/Jockey	Barrier	Top Speed [km/h]	Fastest Section	First 400m								Margin	
1	9	FOX GEM Manoel Nunes	3	64.0 600-400	0:11.45 400-200	0:31.15	1:27.28 [9] (0:13.52)	1:13.76 [9] (0:13.15)	1:00.61 [8] (0:13.12)	0:47.49 [8] (0:12.49)	0:35.00 [10] (0:12.00)	0:23.00 [9] (0:11.45)	2:43.61		
2	4	NOONDAY GUN Callan Murray	9	63.5 2600-2400	0:11.50 2400-2200	0:30.47	1:28.05 [5] (0:13.43)	1:14.62 [5] (0:13.44)	1:01.18 [5] (0:13.18)	0:48.00 [5] (0:12.63)	0:35.37 [5] (0:11.97)	0:23.40 [3] (0:11.57)	0.3L	+7	
3	5	SMILING ASSASSIN Sairyn Fawke	4	64.0 800-600	0:11.51 400-200	0:31.42	1:27.09 [10] (0:13.51)	1:13.58 [10] (0:13.17)	1:00.41 [10] (0:13.16)	0:47.25 [10] (0:12.16)	0:35.09 [9] (0:11.82)	0:23.27 [6] (0:11.51)	0.5L	+6	
4	10	SHEARMAN DYER Rose Hammond	6	63.8 2600-2400	0:11.38 2400-2200	0:30.06	1:28.60 [2] (0:13.24)	1:15.36 [2] (0:13.38)	1:01.98 [2] (0:13.30)	0:48.68 [2] (0:12.82)	0:35.86 [2] (0:12.27)	0:23.59 [2] (0:11.70)	0.6L	+3	
5	1	LAKE'S FOLLY Rochelle Milnes	5	62.9 600-400	0:11.49 400-200	0:31.08	1:27.59 [8] (0:13.53)	1:14.06 [8] (0:13.26)	1:00.80 [9] (0:13.17)	0:47.63 [9] (0:12.41)	0:35.22 [8] (0:12.11)	0:23.11 [10] (0:11.49)	1.2L	+8	
6	7	CALL ME VEXATIOUS Sophie Logan	2	63.1 2600-2400	0:11.51 2400-2200	0:30.38	1:28.26 [4] (0:13.36)	1:14.90 [4] (0:13.33)	1:01.57 [4] (0:13.14)	0:48.43 [4] (0:12.63)	0:35.80 [4] (0:12.24)	0:23.56 [5] (0:11.71)	1.4L	+1	
7	6	KING'S CROSSING Fred Kersley	10	64.6 2600-2400	0:11.26 2400-2200	0:30.19	1:28.50 [3] (0:13.39)	1:15.11 [3] (0:13.42)	1:01.69 [3] (0:13.18)	0:48.51 [3] (0:12.65)	0:35.86 [3] (0:12.23)	0:23.63 [4] (0:11.65)	1.7L	+6	
8	2	DIXIE WHISTLER Alana Livesey	1	62.7 2600-2400	0:11.61 400-200	0:30.82	1:28.08 [6] (0:13.61)	1:14.47 [7] (0:13.16)	1:01.31 [6] (0:13.17)	0:48.14 [6] (0:12.62)	0:35.52 [6] (0:12.10)	0:23.42 [8] (0:11.61)	2.0L	+2	
9	3	PERLE BLEUE Ben Price	8	62.7 600-400	0:11.65 2400-2200	0:30.82	1:28.14 [7] (0:13.49)	1:14.65 [6] (0:13.34)	1:01.31 [7] (0:13.11)	0:48.20 [7] (0:12.56)	0:35.64 [7] (0:12.04)	0:23.60 [7] (0:11.74)	3.0L	+8	
10	8	BADISS Kayla Crowther	7	64.5 2600-2400	0:11.30 2400-2200	0:30.03	1:29.65 [1] (0:13.22)	1:16.43 [1] (0:13.40)	1:03.03 [1] (0:13.30)	0:49.73 [1] (0:12.85)	0:36.88 [1] (0:12.21)	0:24.67 [1] (0:11.96)	6.1L	+2	

- [] Position in running at each section and finish
- # Saddle cloth number
- :-:- No data available at this section
- DNF Did not finish
- NA No data available
- DNT Did not track
- █ Background shading for fastest section



RACINGSA

Thomas Farms RC Murray Bridge SA
Race 3: In Memory of Dean Holland Handicap - 2500m
03 August 2024 - 1:15PM



Murray Bridge
Racing Club

Track Rating: Soft 5, Weather: Fine, Rail Position: +3m 1200m Chute, +2.5m Remainder

Section L200
Field Times 0:11.79
(0:11.79)

Position	#	Horse/Jockey	Barrier	Top Speed [km/h]	Fastest Section	First 400m									Margin
1	9	FOX GEM Manoel Nunes	3	64.0 600-400	0:11.45 400-200	0:31.15	0:11.55 [7] (0:11.55)	2:43.61							
2	4	NOONDAY GUN Callan Murray	9	63.5 2600-2400	0:11.50 2400-2200	0:30.47	0:11.82 [2] (0:11.82)	0.3L							+7
3	5	SMILING ASSASSIN Sairyn Fawke	4	64.0 800-600	0:11.51 400-200	0:31.42	0:11.76 [5] (0:11.76)	0.5L							+6
4	10	SHEARMAN DYER Rose Hammond	6	63.8 2600-2400	0:11.38 2400-2200	0:30.06	0:11.89 [1] (0:11.89)	0.6L							+3
5	1	LAKE'S FOLLY Rochelle Milnes	5	62.9 600-400	0:11.49 400-200	0:31.08	0:11.62 [9] (0:11.62)	1.2L							+8
6	7	CALL ME VEXATIOUS Sophie Logan	2	63.1 2600-2400	0:11.51 2400-2200	0:30.38	0:11.85 [6] (0:11.85)	1.4L							+1
7	6	KING'S CROSSING Fred Kersley	10	64.6 2600-2400	0:11.26 2400-2200	0:30.19	0:11.98 [4] (0:11.98)	1.7L							+6
8	2	DIXIE WHISTLER Alana Livesey	1	62.7 2600-2400	0:11.61 400-200	0:30.82	0:11.81 [8] (0:11.81)	2.0L							+2
9	3	PERLE BLEUE Ben Price	8	62.7 600-400	0:11.65 2400-2200	0:30.82	0:11.86 [10] (0:11.86)	3.0L							+8
10	8	BADISS Kayla Crowther	7	64.5 2600-2400	0:11.30 2400-2200	0:30.03	0:12.71 [3] (0:12.71)	6.1L							+2

- [] Position in running at each section and finish
- # Saddle cloth number
- :-:- No data available at this section
- DNF Did not finish
- NA No data available
- DNT Did not track
- █ Background shading for fastest section

Horse/Jockey Name	FOX GEM/Manoel Nunes
Finish Rank	1
Fastest Section Time (Section)	0:11.45 (L400)
Top Speed [km/h] (Section)	64.0 (L600)
Race State	Finished



Thomas Farms RC Murray Bridge SA - Professional

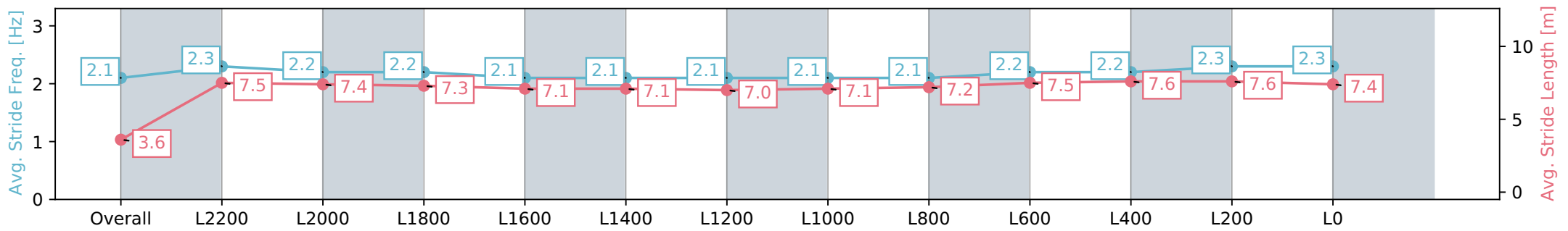
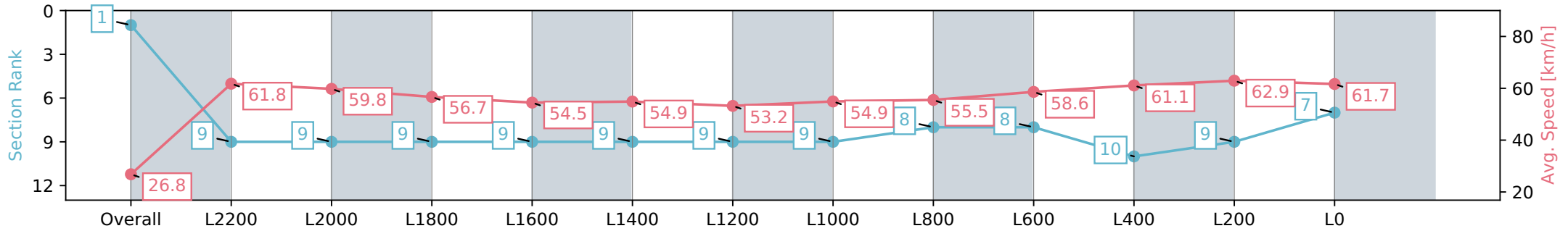
Race 3: In Memory of Dean Holland Handicap - 2500m

03 August 2024 - 1:15PM

Track Rating: Soft 5, Weather: Fine, Rail Position: +3m 1200m Chute, +2.5m Remainder



Section	Overall	L2200	L2000	L1800	L1600	L1400	L1200	L1000	L800	L600	L400	L200	L0
Section Times	2:43.61 [1] (0:13.43)	2:30.18 [9] (0:11.65)	2:18.53 [9] (0:12.13)	2:06.40 [9] (0:12.76)	1:53.64 [9] (0:13.21)	1:40.43 [9] (0:13.15)	1:27.28 [9] (0:13.52)	1:13.76 [9] (0:13.15)	1:00.61 [8] (0:13.12)	0:47.49 [8] (0:12.49)	0:35.00 [10] (0:12.00)	0:23.00 [9] (0:11.45)	0:11.55 [7] (0:11.55)
Average Speed [km/h]	26.8	61.8	59.8	56.7	54.5	54.9	53.2	54.9	55.5	58.6	61.1	62.9	61.7
Top Speed [km/h]	62.3	62.4	61.0	59.3	56.0	57.5	56.8	55.9	58.0	60.0	63.5	64.0	62.0
Avg. Dist. to Rail [m]	9.3	3.3	2.5	1.1	0.6	1.2	1.2	1.3	2.5	3.2	4.8	7.6	9.3
Avg. Stride Freq. [Hz]	2.1	2.3	2.2	2.2	2.1	2.1	2.1	2.1	2.1	2.2	2.2	2.3	2.3
Avg. Stride Length [m]	3.6	7.5	7.4	7.3	7.1	7.1	7.0	7.1	7.2	7.5	7.6	7.6	7.4



Report Created: Sat 03 August 2024 14:05:56 GMT+10 (Note: Timing is based on positional data)

- [] Ranking at each section and finish
- :-:- No data available at this section
- NA No data available

Horse/Jockey Name	NOONDAY GUN/Callan Murray
Finish Rank	2
Fastest Section Time (Section)	0:11.50 (L2400)
Top Speed [km/h] (Section)	63.5 (Overall)
Race State	Finished



Thomas Farms RC Murray Bridge SA - Professional

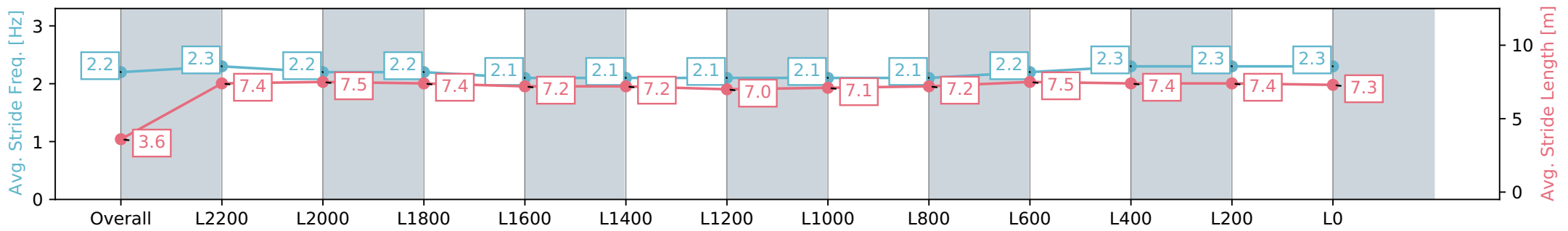
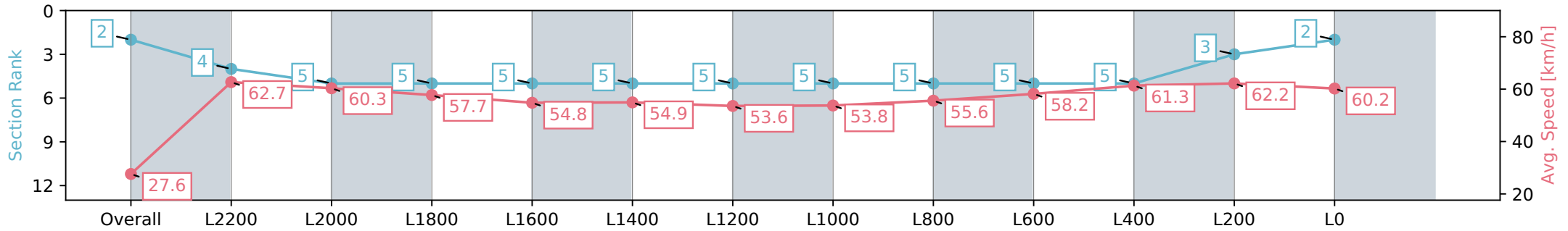
Race 3: In Memory of Dean Holland Handicap - 2500m

03 August 2024 - 1:15PM

Track Rating: Soft 5, Weather: Fine, Rail Position: +3m 1200m Chute, +2.5m Remainder



Section	Overall	L2200	L2000	L1800	L1600	L1400	L1200	L1000	L800	L600	L400	L200	L0
Section Times	2:43.65 [2] (0:13.02)	2:30.63 [4] (0:11.50)	2:19.13 [5] (0:12.07)	2:07.06 [5] (0:12.65)	1:54.41 [5] (0:13.19)	1:41.22 [5] (0:13.17)	1:28.05 [5] (0:13.43)	1:14.62 [5] (0:13.44)	1:01.18 [5] (0:13.18)	0:48.00 [5] (0:12.63)	0:35.37 [5] (0:11.97)	0:23.40 [3] (0:11.57)	0:11.82 [2] (0:11.82)
Average Speed [km/h]	27.6	62.7	60.3	57.7	54.8	54.9	53.6	53.8	55.6	58.2	61.3	62.2	60.2
Top Speed [km/h]	61.5	63.5	62.0	59.6	56.2	56.3	55.1	55.1	56.9	59.0	62.8	63.0	61.4
Avg. Dist. to Rail [m]	13.3	6.1	4.2	2.9	1.0	2.2	1.9	2.1	3.4	4.0	5.2	7.5	7.9
Avg. Stride Freq. [Hz]	2.2	2.3	2.2	2.2	2.1	2.1	2.1	2.1	2.1	2.2	2.3	2.3	2.3
Avg. Stride Length [m]	3.6	7.4	7.5	7.4	7.4	7.2	7.2	7.0	7.1	7.2	7.5	7.4	7.3



Report Created: Sat 03 August 2024 14:06:01 GMT+10 (Note: Timing is based on positional data)

- [] Ranking at each section and finish
- :-:- No data available at this section
- NA No data available



Horse/Jockey Name	SMILING ASSASSIN/Sairyn Fawke
Finish Rank	3
Fastest Section Time (Section)	0:11.51 (L400)
Top Speed [km/h] (Section)	64.0 (L800)
Race State	Finished



Thomas Farms RC Murray Bridge SA - Professional

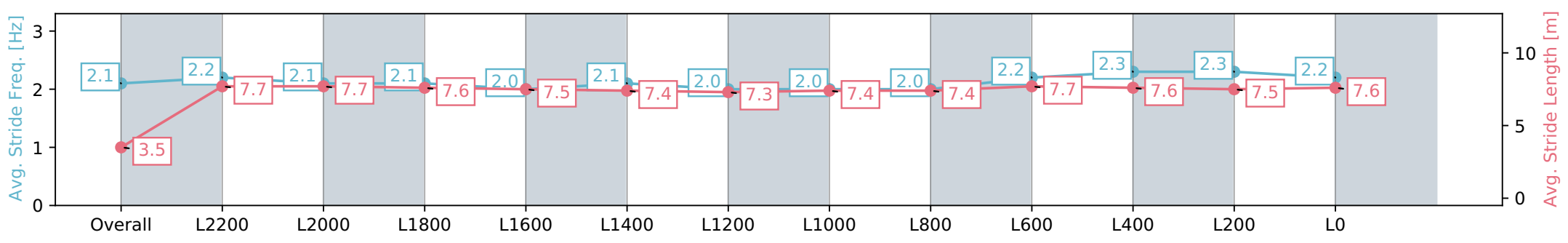
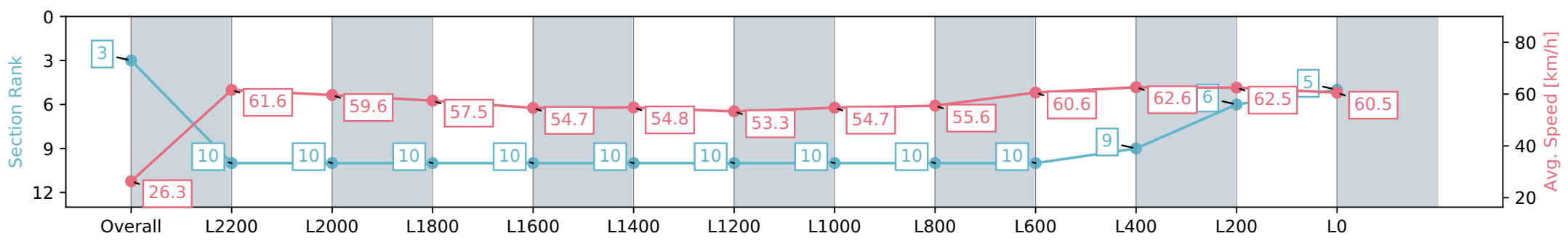
Race 3: In Memory of Dean Holland Handicap - 2500m

03 August 2024 - 1:15PM

Track Rating: Soft 5, Weather: Fine, Rail Position: +3m 1200m Chute, +2.5m Remainder



Section	Overall	L2200	L2000	L1800	L1600	L1400	L1200	L1000	L800	L600	L400	L200	L0
Section Times	2:43.68 [3] (0:13.67)	2:30.01 [10] (0:11.68)	2:18.33 [10] (0:12.18)	2:06.15 [10] (0:12.70)	1:53.45 [10] (0:13.20)	1:40.25 [10] (0:13.16)	1:27.09 [10] (0:13.51)	1:13.58 [10] (0:13.17)	1:00.41 [10] (0:13.16)	0:47.25 [10] (0:12.16)	0:35.09 [9] (0:11.82)	0:23.27 [6] (0:11.51)	0:11.76 [5] (0:11.76)
Average Speed [km/h]	26.3	61.6	59.6	57.5	54.7	54.8	53.3	54.7	55.6	60.6	62.6	62.5	60.5
Top Speed [km/h]	61.4	62.2	61.1	60.2	56.2	58.2	58.0	55.8	58.2	62.5	64.0	63.6	61.4
Avg. Dist. to Rail [m]	11.0	4.8	3.4	2.6	0.7	1.6	1.9	2.0	2.9	4.6	6.8	8.8	9.4
Avg. Stride Freq. [Hz]	2.1	2.2	2.1	2.1	2.0	2.1	2.0	2.0	2.0	2.2	2.3	2.3	2.2
Avg. Stride Length [m]	3.5	7.7	7.7	7.6	7.5	7.4	7.3	7.4	7.4	7.7	7.6	7.5	7.6



Report Created: Sat 03 August 2024 14:06:06 GMT+10 (Note: Timing is based on positional data)

- [] Ranking at each section and finish
- :-:- No data available at this section
- NA No data available

Horse/Jockey Name	SHEARMAN DYER/Rose Hammond
Finish Rank	4
Fastest Section Time (Section)	0:11.38 (L2400)
Top Speed [km/h] (Section)	63.8 (Overall)
Race State	Finished



Thomas Farms RC Murray Bridge SA - Professional

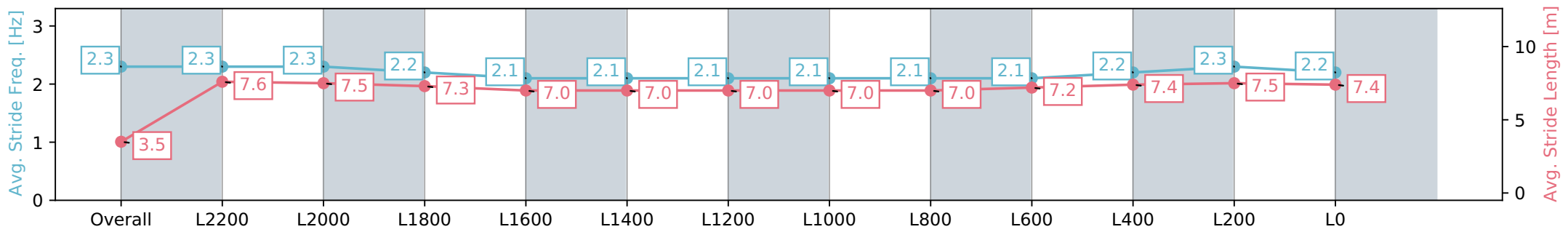
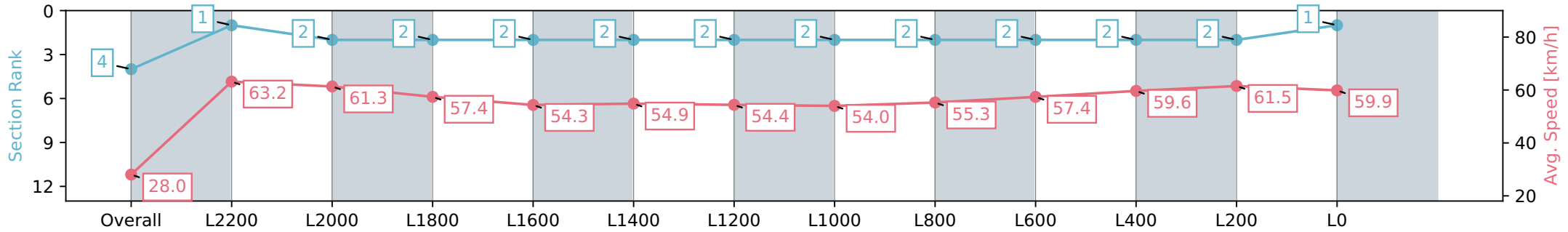
Race 3: In Memory of Dean Holland Handicap - 2500m

03 August 2024 - 1:15PM

Track Rating: Soft 5, Weather: Fine, Rail Position: +3m 1200m Chute, +2.5m Remainder



Section	Overall	L2200	L2000	L1800	L1600	L1400	L1200	L1000	L800	L600	L400	L200	L0
Section Times	2:43.71 [4] (0:12.86)	2:30.85 [1] (0:11.38)	2:19.47 [2] (0:11.83)	2:07.64 [2] (0:12.64)	1:55.00 [2] (0:13.25)	1:41.75 [2] (0:13.15)	1:28.60 [2] (0:13.24)	1:15.36 [2] (0:13.38)	1:01.98 [2] (0:13.30)	0:48.68 [2] (0:12.82)	0:35.86 [2] (0:12.27)	0:23.59 [2] (0:11.70)	0:11.89 [1] (0:11.89)
Average Speed [km/h]	28.0	63.2	61.3	57.4	54.3	54.9	54.4	54.0	55.3	57.4	59.6	61.5	59.9
Top Speed [km/h]	63.7	63.8	62.7	59.7	55.4	55.6	55.4	54.3	56.2	58.5	61.0	61.9	60.9
Avg. Dist. to Rail [m]	11.5	4.4	2.7	1.6	0.4	1.8	2.4	2.6	4.0	4.5	3.6	4.7	4.7
Avg. Stride Freq. [Hz]	2.3	2.3	2.3	2.2	2.1	2.1	2.1	2.1	2.1	2.1	2.2	2.3	2.2
Avg. Stride Length [m]	3.5	7.6	7.5	7.3	7.0	7.0	7.0	7.0	7.0	7.2	7.4	7.5	7.4



Report Created: Sat 03 August 2024 14:06:10 GMT+10 (Note: Timing is based on positional data)

- [] Ranking at each section and finish
- :-:- No data available at this section
- NA No data available



Horse/Jockey Name	LAKE'S FOLLY/Rochelle Milnes
Finish Rank	5
Fastest Section Time (Section)	0:11.49 (L400)
Top Speed [km/h] (Section)	62.9 (L600)
Race State	Finished



Thomas Farms RC Murray Bridge SA - Professional

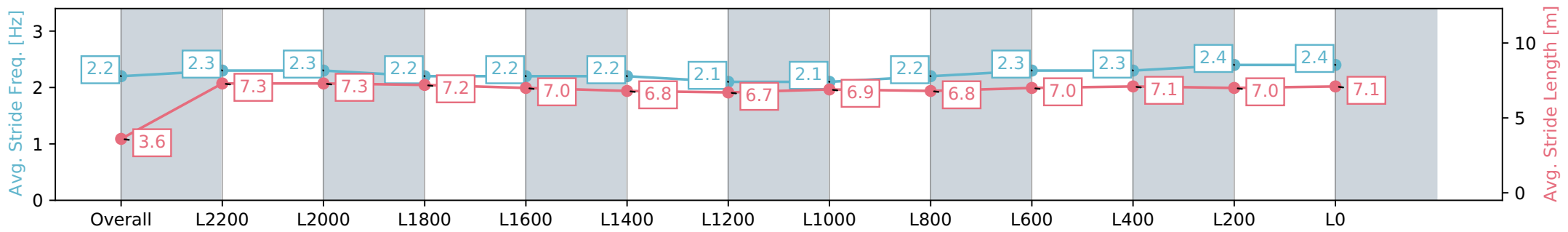
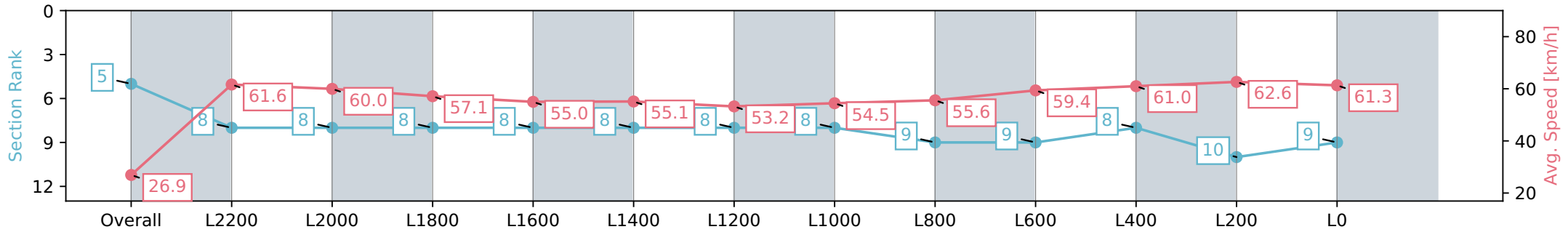
Race 3: In Memory of Dean Holland Handicap - 2500m

03 August 2024 - 1:15PM

Track Rating: Soft 5, Weather: Fine, Rail Position: +3m 1200m Chute, +2.5m Remainder



Section	Overall	L2200	L2000	L1800	L1600	L1400	L1200	L1000	L800	L600	L400	L200	L0
Section Times	2:43.81 [5] (0:13.36)	2:30.45 [8] (0:11.69)	2:18.76 [8] (0:12.14)	2:06.62 [8] (0:12.77)	1:53.85 [8] (0:13.15)	1:40.70 [8] (0:13.11)	1:27.59 [8] (0:13.53)	1:14.06 [8] (0:13.26)	1:00.80 [9] (0:13.17)	0:47.63 [9] (0:12.41)	0:35.22 [8] (0:12.11)	0:23.11 [10] (0:11.49)	0:11.62 [9] (0:11.62)
Average Speed [km/h]	26.9	61.6	60.0	57.1	55.0	55.1	53.2	54.5	55.6	59.4	61.0	62.6	61.3
Top Speed [km/h]	62.3	62.4	61.4	59.3	56.1	57.9	56.6	56.1	57.7	61.7	62.4	62.9	62.7
Avg. Dist. to Rail [m]	10.8	4.8	3.9	2.8	0.8	2.3	2.2	2.3	3.5	4.4	6.5	9.8	11.6
Avg. Stride Freq. [Hz]	2.2	2.3	2.3	2.2	2.2	2.2	2.1	2.1	2.2	2.3	2.3	2.4	2.4
Avg. Stride Length [m]	3.6	7.3	7.3	7.2	7.0	6.8	6.7	6.9	6.8	7.0	7.1	7.0	7.1



Report Created: Sat 03 August 2024 14:06:15 GMT+10 (Note: Timing is based on positional data)

- [] Ranking at each section and finish
- :-:- No data available at this section
- NA No data available



Horse/Jockey Name	CALL ME VEXATIOUS/Sophie Logan
Finish Rank	6
Fastest Section Time (Section)	0:11.51 (L2400)
Top Speed [km/h] (Section)	63.1 (Overall)
Race State	Finished



Thomas Farms RC Murray Bridge SA - Professional

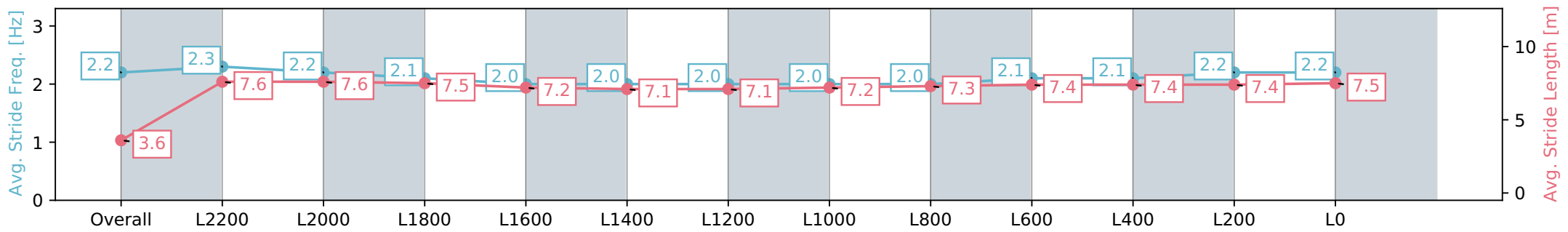
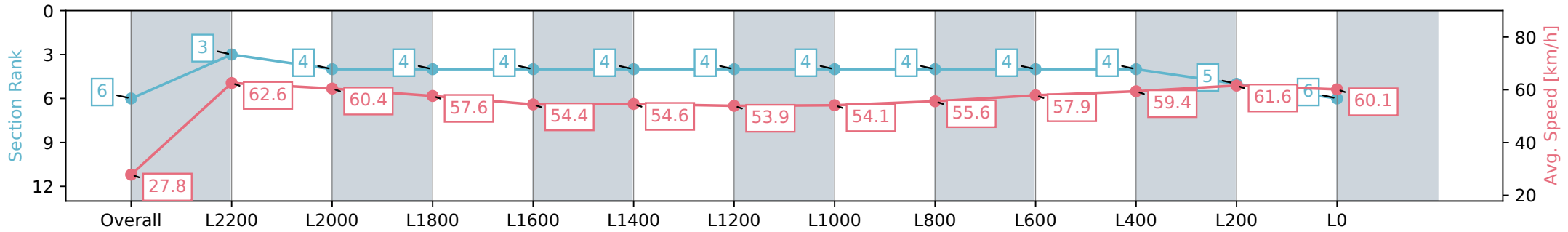
Race 3: In Memory of Dean Holland Handicap - 2500m

03 August 2024 - 1:15PM

Track Rating: Soft 5, Weather: Fine, Rail Position: +3m 1200m Chute, +2.5m Remainder



Section	Overall	L2200	L2000	L1800	L1600	L1400	L1200	L1000	L800	L600	L400	L200	L0
Section Times	2:43.84 [6] (0:12.97)	2:30.87 [3] (0:11.51)	2:19.36 [4] (0:12.00)	2:07.36 [4] (0:12.63)	1:54.73 [4] (0:13.25)	1:41.48 [4] (0:13.22)	1:28.26 [4] (0:13.36)	1:14.90 [4] (0:13.33)	1:01.57 [4] (0:13.14)	0:48.43 [4] (0:12.63)	0:35.80 [4] (0:12.24)	0:23.56 [5] (0:11.71)	0:11.85 [6] (0:11.85)
Average Speed [km/h]	27.8	62.6	60.4	57.6	54.4	54.6	53.9	54.1	55.6	57.9	59.4	61.6	60.1
Top Speed [km/h]	61.8	63.1	61.9	59.0	55.6	55.7	54.9	55.0	56.7	58.9	60.6	62.0	61.4
Avg. Dist. to Rail [m]	10.5	4.8	3.2	2.1	0.5	1.4	1.1	1.4	2.8	3.2	3.0	4.3	4.1
Avg. Stride Freq. [Hz]	2.2	2.3	2.2	2.1	2.0	2.0	2.0	2.0	2.0	2.1	2.1	2.2	2.2
Avg. Stride Length [m]	3.6	7.6	7.6	7.5	7.2	7.1	7.1	7.2	7.3	7.4	7.4	7.4	7.5



Report Created: Sat 03 August 2024 14:06:20 GMT+10 (Note: Timing is based on positional data)

- [] Ranking at each section and finish
- :-:- No data available at this section
- NA No data available



Horse/Jockey Name	KING'S CROSSING/Fred Kersley
Finish Rank	7
Fastest Section Time (Section)	0:11.26 (L2400)
Top Speed [km/h] (Section)	64.6 (Overall)
Race State	Finished



Thomas Farms RC Murray Bridge SA - Professional

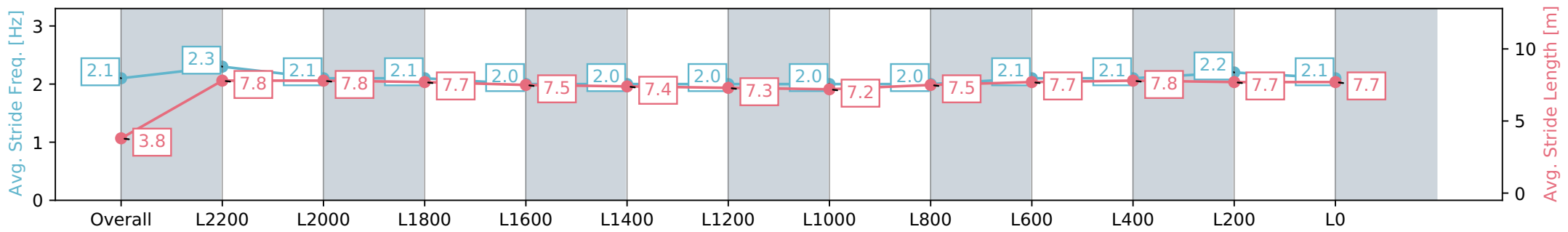
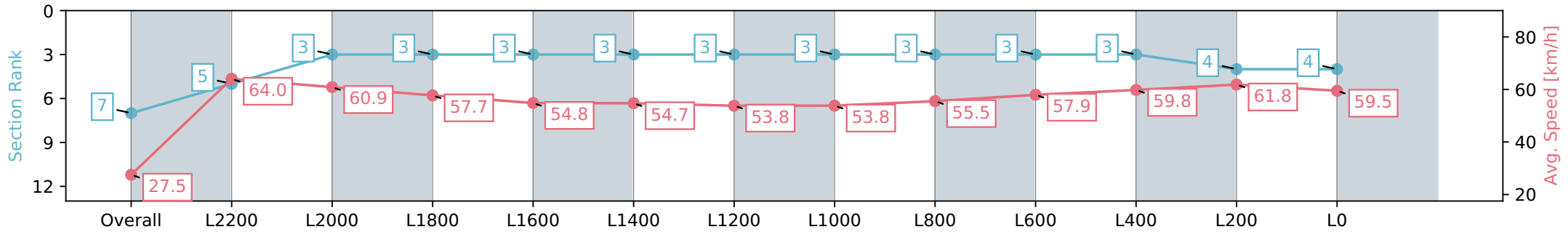
Race 3: In Memory of Dean Holland Handicap - 2500m

03 August 2024 - 1:15PM

Track Rating: Soft 5, Weather: Fine, Rail Position: +3m 1200m Chute, +2.5m Remainder



Section	Overall	L2200	L2000	L1800	L1600	L1400	L1200	L1000	L800	L600	L400	L200	L0
Section Times	2:43.89 [7] (0:13.08)	2:30.81 [5] (0:11.26)	2:19.55 [3] (0:11.99)	2:07.56 [3] (0:12.67)	1:54.89 [3] (0:13.20)	1:41.69 [3] (0:13.19)	1:28.50 [3] (0:13.39)	1:15.11 [3] (0:13.42)	1:01.69 [3] (0:13.18)	0:48.51 [3] (0:12.65)	0:35.86 [3] (0:12.23)	0:23.63 [4] (0:11.65)	0:11.98 [4] (0:11.98)
Average Speed [km/h]	27.5	64.0	60.9	57.7	54.8	54.7	53.8	53.8	55.5	57.9	59.8	61.8	59.5
Top Speed [km/h]	62.5	64.6	63.1	59.4	56.0	56.2	54.6	54.5	56.8	58.8	61.7	62.3	61.4
Avg. Dist. to Rail [m]	14.9	8.5	5.3	3.2	1.0	1.8	1.9	2.2	3.3	3.7	4.2	6.3	6.7
Avg. Stride Freq. [Hz]	2.1	2.3	2.1	2.1	2.0	2.0	2.0	2.0	2.0	2.1	2.1	2.2	2.1
Avg. Stride Length [m]	3.8	7.8	7.8	7.7	7.5	7.4	7.3	7.2	7.5	7.7	7.8	7.7	7.7



[] Ranking at each section and finish
 -:-:- No data available at this section
 NA No data available

Horse/Jockey Name	DIXIE WHISTLER/Alana Livesey
Finish Rank	8
Fastest Section Time (Section)	0:11.61 (L400)
Top Speed [km/h] (Section)	62.7 (Overall)
Race State	Finished



Thomas Farms RC Murray Bridge SA - Professional

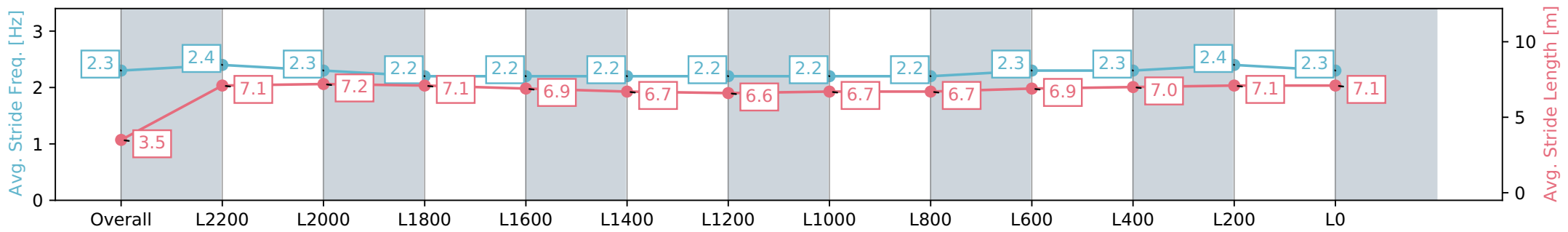
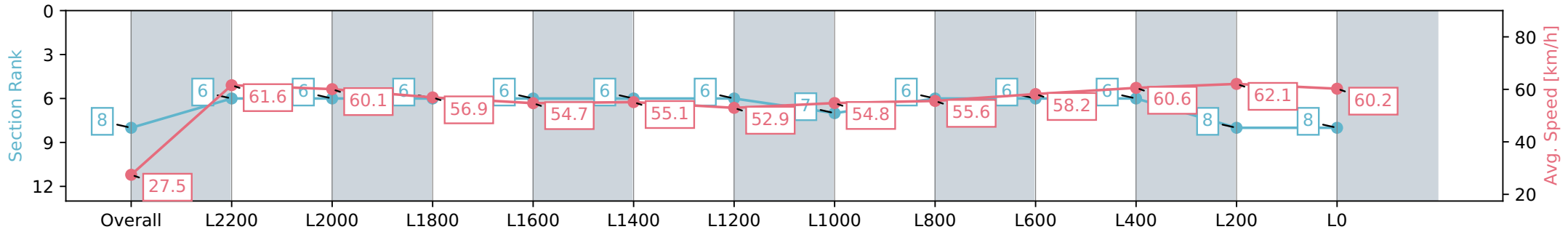
Race 3: In Memory of Dean Holland Handicap - 2500m

03 August 2024 - 1:15PM

Track Rating: Soft 5, Weather: Fine, Rail Position: +3m 1200m Chute, +2.5m Remainder



Section	Overall	L2200	L2000	L1800	L1600	L1400	L1200	L1000	L800	L600	L400	L200	L0
Section Times	2:43.94 [8] (0:13.12)	2:30.82 [6] (0:11.70)	2:19.12 [6] (0:12.08)	2:07.04 [6] (0:12.73)	1:54.31 [6] (0:13.14)	1:41.17 [6] (0:13.09)	1:28.08 [6] (0:13.61)	1:14.47 [7] (0:13.16)	1:01.31 [6] (0:13.17)	0:48.14 [6] (0:12.62)	0:35.52 [6] (0:12.10)	0:23.42 [8] (0:11.61)	0:11.81 [8] (0:11.81)
Average Speed [km/h]	27.5	61.6	60.1	56.9	54.7	55.1	52.9	54.8	55.6	58.2	60.6	62.1	60.2
Top Speed [km/h]	60.5	62.7	61.0	58.8	56.1	56.5	55.7	56.5	57.1	59.7	62.0	62.6	61.8
Avg. Dist. to Rail [m]	9.7	3.8	2.8	1.8	0.5	1.0	1.1	1.1	3.1	4.0	4.5	6.9	8.2
Avg. Stride Freq. [Hz]	2.3	2.4	2.3	2.2	2.2	2.2	2.2	2.2	2.2	2.3	2.3	2.4	2.3
Avg. Stride Length [m]	3.5	7.1	7.2	7.1	6.9	6.7	6.6	6.7	6.7	6.9	7.0	7.1	7.1



[] Ranking at each section and finish
 -:-:- No data available at this section
 NA No data available

Horse/Jockey Name	PERLE BLEUE/Ben Price
Finish Rank	9
Fastest Section Time (Section)	0:11.65 (L2400)
Top Speed [km/h] (Section)	62.7 (L600)
Race State	Finished



Thomas Farms RC Murray Bridge SA - Professional

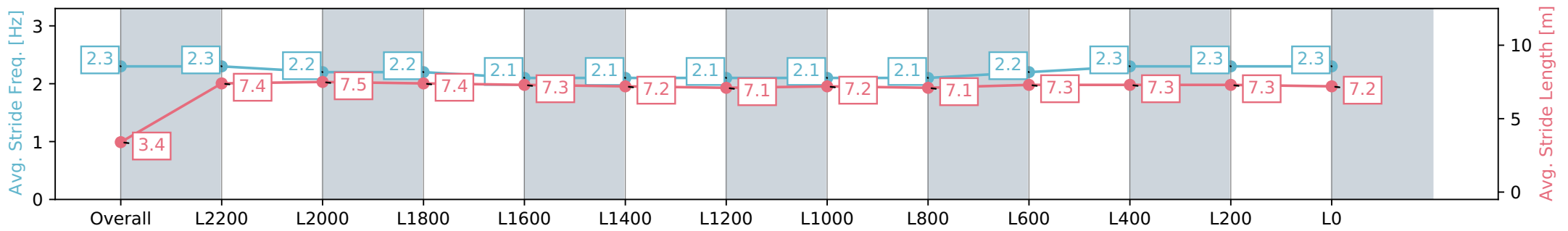
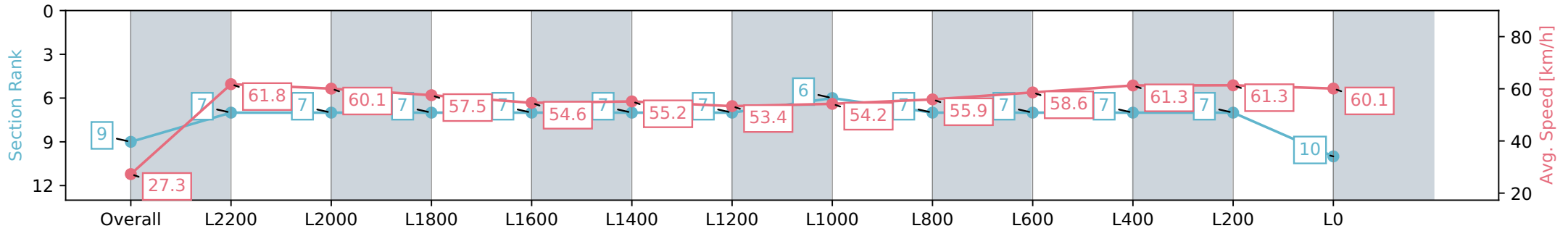
Race 3: In Memory of Dean Holland Handicap - 2500m

03 August 2024 - 1:15PM

Track Rating: Soft 5, Weather: Fine, Rail Position: +3m 1200m Chute, +2.5m Remainder



Section	Overall	L2200	L2000	L1800	L1600	L1400	L1200	L1000	L800	L600	L400	L200	L0
Section Times	2:44.11 [9] (0:13.20)	2:30.91 [7] (0:11.65)	2:19.26 [7] (0:12.12)	2:07.14 [7] (0:12.69)	1:54.45 [7] (0:13.20)	1:41.25 [7] (0:13.11)	1:28.14 [7] (0:13.49)	1:14.65 [6] (0:13.34)	1:01.31 [7] (0:13.11)	0:48.20 [7] (0:12.56)	0:35.64 [7] (0:12.04)	0:23.60 [7] (0:11.74)	0:11.86 [10] (0:11.86)
Average Speed [km/h]	27.3	61.8	60.1	57.5	54.6	55.2	53.4	54.2	55.9	58.6	61.3	61.3	60.1
Top Speed [km/h]	62.3	62.4	61.2	59.9	56.1	56.6	55.3	55.5	57.4	60.0	62.7	62.7	61.6
Avg. Dist. to Rail [m]	11.7	4.5	3.7	2.7	0.8	1.8	2.1	2.5	3.7	4.4	6.0	8.6	10.6
Avg. Stride Freq. [Hz]	2.3	2.3	2.2	2.2	2.1	2.1	2.1	2.1	2.1	2.2	2.3	2.3	2.3
Avg. Stride Length [m]	3.4	7.4	7.5	7.4	7.3	7.2	7.1	7.2	7.1	7.3	7.3	7.3	7.2



Report Created: Sat 03 August 2024 14:06:35 GMT+10 (Note: Timing is based on positional data)

- [] Ranking at each section and finish
- :-:- No data available at this section
- NA No data available

Horse/Jockey Name	BADISS/Kayla Crowther
Finish Rank	10
Fastest Section Time (Section)	0:11.30 (L2400)
Top Speed [km/h] (Section)	64.5 (Overall)
Race State	Finished



Thomas Farms RC Murray Bridge SA - Professional

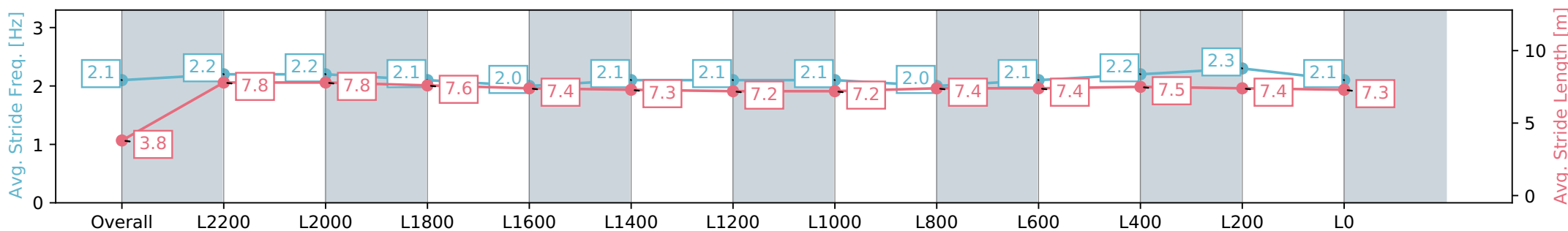
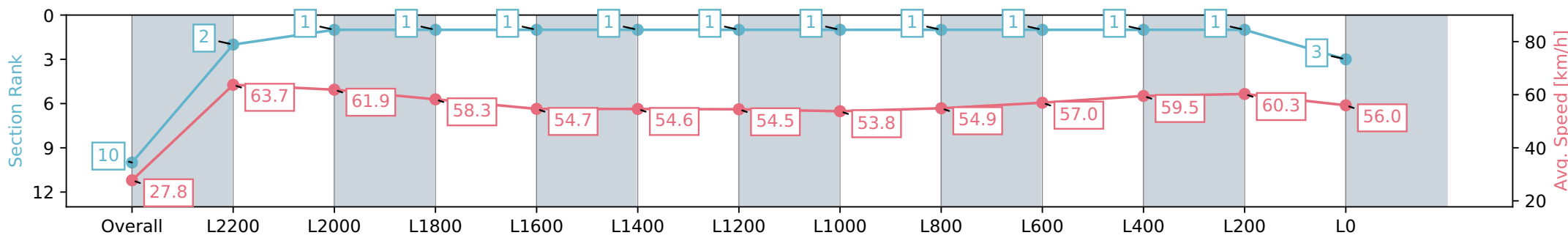
Race 3: In Memory of Dean Holland Handicap - 2500m

03 August 2024 - 1:15PM

Track Rating: Soft 5, Weather: Fine, Rail Position: +3m 1200m Chute, +2.5m Remainder



Section	Overall	L2200	L2000	L1800	L1600	L1400	L1200	L1000	L800	L600	L400	L200	L0
Section Times	2:44.61 [10] (0:12.93)	2:31.68 [2] (0:11.30)	2:20.38 [1] (0:11.79)	2:08.59 [1] (0:12.55)	1:56.04 [1] (0:13.19)	1:42.85 [1] (0:13.20)	1:29.65 [1] (0:13.22)	1:16.43 [1] (0:13.40)	1:03.03 [1] (0:13.30)	0:49.73 [1] (0:12.85)	0:36.88 [1] (0:12.21)	0:24.67 [1] (0:11.96)	0:12.71 [3] (0:12.71)
Average Speed [km/h]	27.8	63.7	61.9	58.3	54.7	54.6	54.5	53.8	54.9	57.0	59.5	60.3	56.0
Top Speed [km/h]	63.0	64.5	62.8	60.3	55.8	55.7	54.8	54.5	55.4	58.0	60.4	61.1	59.0
Avg. Dist. to Rail [m]	12.4	6.6	4.6	3.1	0.5	0.9	0.7	0.9	2.5	3.2	2.9	3.5	3.5
Avg. Stride Freq. [Hz]	2.1	2.2	2.2	2.1	2.0	2.1	2.1	2.1	2.0	2.1	2.2	2.3	2.1
Avg. Stride Length [m]	3.8	7.8	7.8	7.6	7.4	7.3	7.2	7.2	7.4	7.4	7.5	7.4	7.3



- [] Ranking at each section and finish
- :-:- No data available at this section
- NA No data available