



RACINGSA

# Thomas Farms RC Murray Bridge SA

## Race 2: Beyond Ink Handicap - 1600m

03 August 2024 - 12:38PM



Murray Bridge  
Racing Club

Track Rating: Soft 5, Weather: Fine, Rail Position: +3m 1200m Chute, +2.5m Remainder

Section Field Times							Overall	L1400	L1200	L1000	L800	L600		
							1:37.31 (0:14.67)	1:22.64 (0:11.30)	1:11.34 (0:11.83)	0:59.51 (0:12.45)	0:47.05 (0:12.33)	0:34.73 (0:11.69)		
Position	#	Horse/Jockey	Barrier	Top Speed [km/h]	Fastest Section	First 400m								Distance Travelled From Winner [m]
1	4	MARACOURT Manoel Nunes	9	66.3 600-400	0:11.13 400-200	0:26.74	1:37.31 (0:15.35)	1:21.96 [6] (0:11.39)	1:10.57 [6] (0:11.84)	0:58.73 [6] (0:12.37)	0:46.36 [7] (0:12.08)	0:34.28 [6] (0:11.50)		
2	1	CAWDOR Rochelle Milnes	1	65.1 1600-1400	0:11.27 1400-1200	0:25.97	1:37.53 (0:14.70)	1:22.83 [3] (0:11.27)	1:11.56 [1] (0:11.83)	0:59.73 [1] (0:12.45)	0:47.28 [1] (0:12.36)	0:34.92 [2] (0:11.66)		+2
3	6	BONNIE GANGSTER Stacey Metcalfe	3	65.2 600-400	0:11.24 400-200	0:26.49	1:37.58 (0:15.19)	1:22.39 [5] (0:11.30)	1:11.09 [5] (0:11.93)	0:59.16 [5] (0:12.47)	0:46.69 [5] (0:12.18)	0:34.51 [7] (0:11.74)		+5
4	2	SOARING EAGLE Taylor Johnstone	7	65.1 600-400	0:11.37 1400-1200	0:26.04	1:37.66 (0:14.67)	1:22.99 [1] (0:11.37)	1:11.62 [2] (0:11.83)	0:59.79 [2] (0:12.48)	0:47.31 [2] (0:12.23)	0:35.08 [1] (0:11.69)		+1
5	9	ALLUSION Alana Livesey	4	64.2 600-400	0:11.39 1400-1200	0:26.41	1:37.85 (0:15.02)	1:22.83 [4] (0:11.39)	1:11.44 [4] (0:11.79)	0:59.65 [4] (0:12.51)	0:47.14 [4] (0:12.26)	0:34.88 [5] (0:11.53)		-1
6	7	EXOPIPI Anna Jordsjo	8	65.9 600-400	0:11.42 400-200	0:26.99	1:38.08 (0:15.54)	1:22.54 [8] (0:11.45)	1:11.09 [8] (0:11.72)	0:59.37 [8] (0:12.19)	0:47.18 [6] (0:12.04)	0:35.14 [4] (0:11.68)		+8
7	5	SILENT DON Ben Price	6	64.9 800-600	0:11.42 400-200	0:26.90	1:38.25 (0:15.38)	1:22.87 [7] (0:11.52)	1:11.35 [7] (0:11.79)	0:59.56 [7] (0:12.42)	0:47.14 [8] (0:12.05)	0:35.09 [8] (0:11.50)		+4
8	3	I NEED A DRINK Kayla Crowther	5	64.3 800-600	0:11.49 1400-1200	0:26.17	1:38.43 (0:14.68)	1:23.75 [2] (0:11.49)	1:12.26 [3] (0:11.91)	1:00.35 [3] (0:12.46)	0:47.89 [3] (0:12.25)	0:35.64 [3] (0:11.70)		+7

Scratched: Tipsy Vixen (#8)

- [ ] Position in running at each section and finish    # Saddle cloth number
- :-:- No data available at this section    DNF Did not finish
- NA No data available    DNT Did not track
- Background shading for fastest section



RACINGSA

# Thomas Farms RC Murray Bridge SA

## Race 2: Beyond Ink Handicap - 1600m

03 August 2024 - 12:38PM



Murray Bridge  
Racing Club

Track Rating: Soft 5, Weather: Fine, Rail Position: +3m 1200m Chute, +2.5m Remainder

### Section

### Field Times

L400

0:23.03

(0:11.34)

L200

0:11.69

(0:11.69)

Position	#	Horse/Jockey	Barrier	Top Speed [km/h]	Fastest Section	First 400m	L400	L200	Margin	Distance Travelled From Winner [m]
1	4	<b>MARACOURT</b> Manoel Nunes	9	66.3 600-400	0:11.13 400-200	0:26.74	0:22.78 [5] (0:11.13)	0:11.65 [2] (0:11.65)	1:37.31	
2	1	<b>CAWDOR</b> Rochelle Milnes	1	65.1 1600-1400	0:11.27 1400-1200	0:25.97	0:23.26 [1] (0:11.34)	0:11.92 [1] (0:11.92)	1.5L	+2
3	6	<b>BONNIE GANGSTER</b> Stacey Metcalfe	3	65.2 600-400	0:11.24 400-200	0:26.49	0:22.77 [8] (0:11.24)	0:11.53 [6] (0:11.53)	1.8L	+5
4	2	<b>SOARING EAGLE</b> Taylor Johnstone	7	65.1 600-400	0:11.37 1400-1200	0:26.04	0:23.39 [1] (0:11.41)	0:11.98 [3] (0:11.98)	2.3L	+1
5	9	<b>ALLUSION</b> Alana Livesey	4	64.2 600-400	0:11.39 1400-1200	0:26.41	0:23.35 [4] (0:11.44)	0:11.91 [4] (0:11.91)	3.5L	-1
6	7	<b>EXOPIPI</b> Anna Jordsjo	8	65.9 600-400	0:11.42 400-200	0:26.99	0:23.46 [6] (0:11.42)	0:12.04 [5] (0:12.04)	5.0L	+8
7	5	<b>SILENT DON</b> Ben Price	6	64.9 800-600	0:11.42 400-200	0:26.90	0:23.59 [7] (0:11.42)	0:12.17 [7] (0:12.17)	6.1L	+4
8	3	<b>I NEED A DRINK</b> Kayla Crowther	5	64.3 800-600	0:11.49 1400-1200	0:26.17	0:23.94 [3] (0:11.68)	0:12.26 [8] (0:12.26)	7.3L	+7

Scratched: Tipsy Vixen (#8)

- [ ] Position in running at each section and finish    # Saddle cloth number
- :-:- No data available at this section    DNF Did not finish
- NA No data available    DNT Did not track
- Background shading for fastest section

Horse/Jockey Name	MARACOURT/Manoel Nunes
Finish Rank	1
Fastest Section Time (Section)	0:11.13 (L400)
Top Speed [km/h] (Section)	66.3 (L600)
Race State	Finished



Thomas Farms RC Murray Bridge SA - Professional

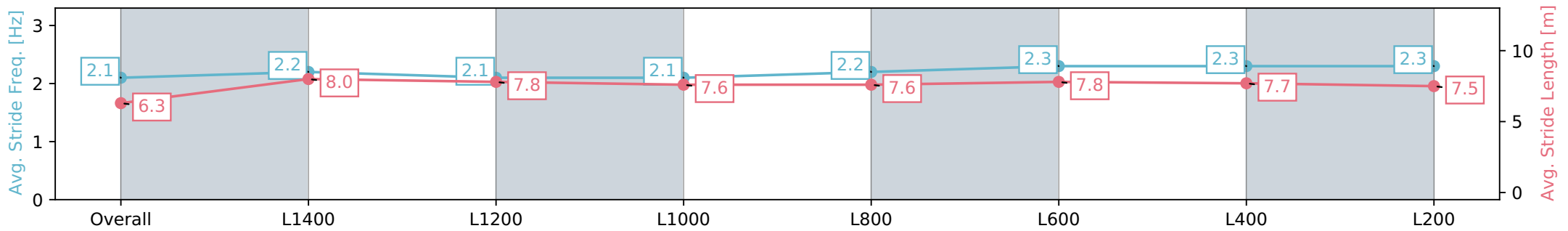
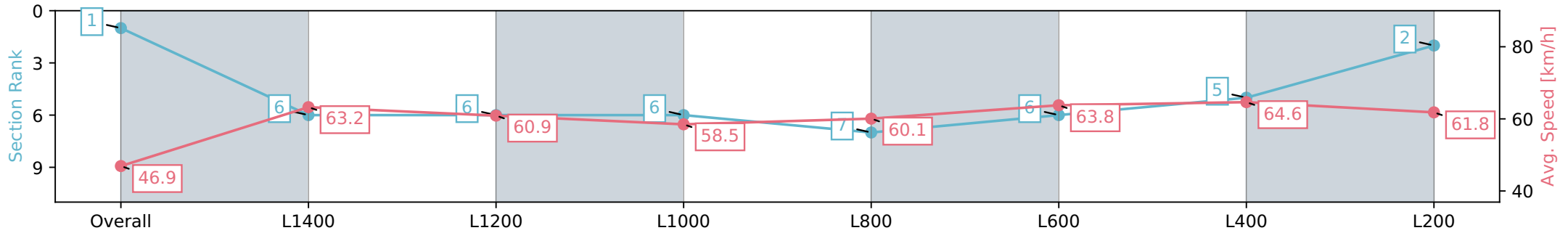
Race 2: Beyond Ink Handicap - 1600m

03 August 2024 - 12:38PM

Track Rating: Soft 5, Weather: Fine, Rail Position: +3m 1200m  
Chute, +2.5m Remainder



Section	Overall	L1400	L1200	L1000	L800	L600	L400	L200
Section Times	1:37.31 [1] (0:15.35)	1:21.96 [6] (0:11.39)	1:10.57 [6] (0:11.84)	0:58.73 [6] (0:12.37)	0:46.36 [7] (0:12.08)	0:34.28 [6] (0:11.50)	0:22.78 [5] (0:11.13)	0:11.65 [2] (0:11.65)
Average Speed [km/h]	46.9	63.2	60.9	58.5	60.1	63.8	64.6	61.8
Top Speed [km/h]	60.8	65.3	64.8	59.4	62.6	66.0	66.3	63.6
Avg. Dist. to Rail [m]	5.6	2.0	0.6	1.1	1.7	4.2	7.3	7.8
Avg. Stride Freq. [Hz]	2.1	2.2	2.1	2.1	2.2	2.3	2.3	2.3
Avg. Stride Length [m]	6.3	8.0	7.8	7.6	7.6	7.8	7.7	7.5



Report Created: Sat 03 August 2024 13:24:24 GMT+10 (Note: Timing is based on positional data)

- [ ] Ranking at each section and finish
- :-:- No data available at this section
- NA No data available

Horse/Jockey Name	CAWDOR/Rochelle Milnes
Finish Rank	2
Fastest Section Time (Section)	0:11.27 (L1400)
Top Speed [km/h] (Section)	65.1 (Overall)
Race State	Finished



Thomas Farms RC Murray Bridge SA - Professional

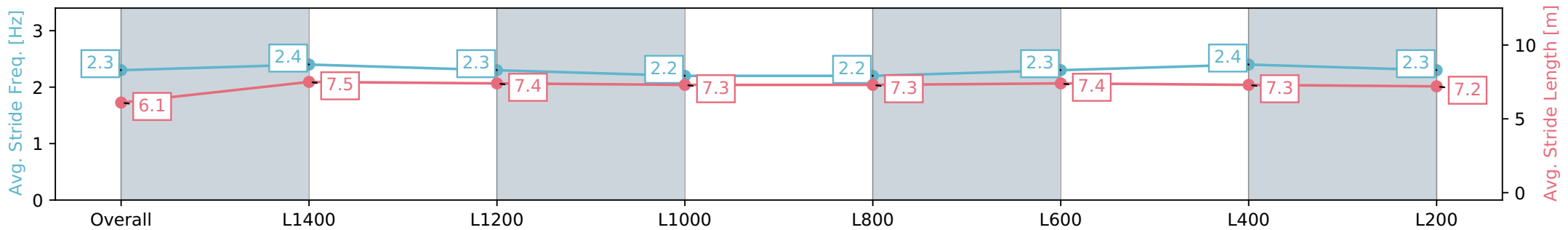
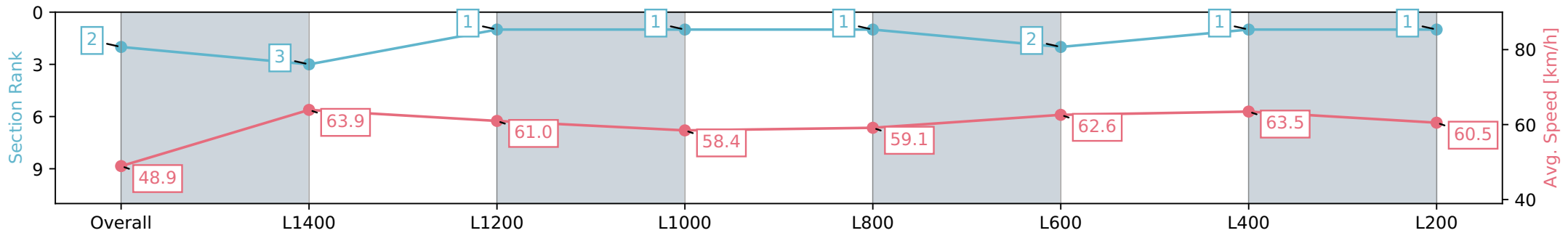
Race 2: Beyond Ink Handicap - 1600m

03 August 2024 - 12:38PM

Track Rating: Soft 5, Weather: Fine, Rail Position: +3m 1200m  
Chute, +2.5m Remainder



Section	Overall	L1400	L1200	L1000	L800	L600	L400	L200
Section Times	1:37.53 [2] (0:14.70)	1:22.83 [3] (0:11.27)	1:11.56 [1] (0:11.83)	0:59.73 [1] (0:12.45)	0:47.28 [1] (0:12.36)	0:34.92 [2] (0:11.66)	0:23.26 [1] (0:11.34)	0:11.92 [1] (0:11.92)
Average Speed [km/h]	48.9	63.9	61.0	58.4	59.1	62.6	63.5	60.5
Top Speed [km/h]	63.7	65.1	62.6	59.5	60.0	65.0	65.0	62.1
Avg. Dist. to Rail [m]	1.6	1.0	1.0	2.0	3.1	3.5	4.8	5.9
Avg. Stride Freq. [Hz]	2.3	2.4	2.3	2.2	2.2	2.3	2.4	2.3
Avg. Stride Length [m]	6.1	7.5	7.4	7.3	7.3	7.4	7.3	7.2



Report Created: Sat 03 August 2024 13:24:28 GMT+10 (Note: Timing is based on positional data)

- [ ] Ranking at each section and finish
- :-:- No data available at this section
- NA No data available

Horse/Jockey Name	BONNIE GANGSTER/Stacey Metcalfe
Finish Rank	3
Fastest Section Time (Section)	0:11.24 (L400)
Top Speed [km/h] (Section)	65.2 (L600)
Race State	Finished



Thomas Farms RC Murray Bridge SA - Professional

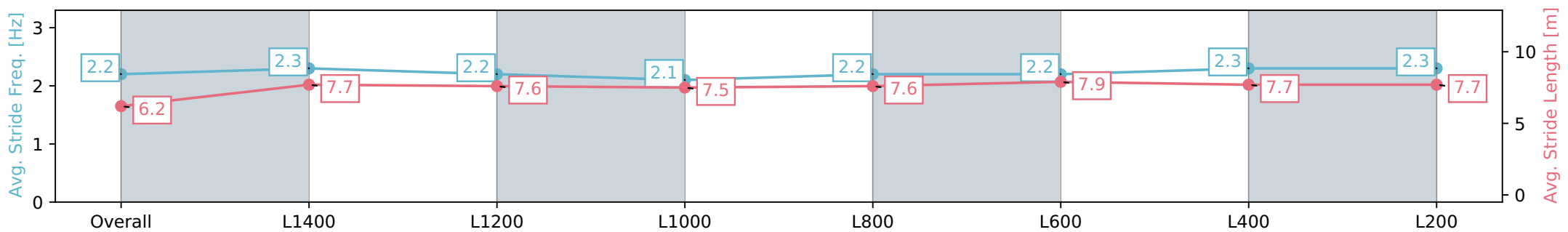
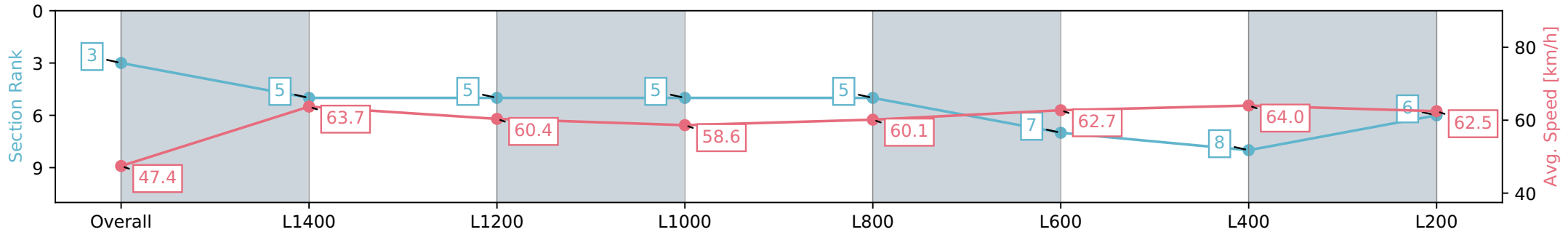
Race 2: Beyond Ink Handicap - 1600m

03 August 2024 - 12:38PM

Track Rating: Soft 5, Weather: Fine, Rail Position: +3m 1200m  
Chute, +2.5m Remainder



Section	Overall	L1400	L1200	L1000	L800	L600	L400	L200
Section Times	1:37.58 [3] (0:15.19)	1:22.39 [5] (0:11.30)	1:11.09 [5] (0:11.93)	0:59.16 [5] (0:12.47)	0:46.69 [5] (0:12.18)	0:34.51 [7] (0:11.74)	0:22.77 [8] (0:11.24)	0:11.53 [6] (0:11.53)
Average Speed [km/h]	47.4	63.7	60.4	58.6	60.1	62.7	64.0	62.5
Top Speed [km/h]	61.3	64.4	63.3	59.0	62.5	63.6	65.2	63.3
Avg. Dist. to Rail [m]	2.7	1.6	1.5	2.6	3.6	5.5	7.8	8.8
Avg. Stride Freq. [Hz]	2.2	2.3	2.2	2.1	2.2	2.2	2.3	2.3
Avg. Stride Length [m]	6.2	7.7	7.6	7.5	7.6	7.9	7.7	7.7



Report Created: Sat 03 August 2024 13:24:31 GMT+10 (Note: Timing is based on positional data)

- [ ] Ranking at each section and finish
- :-:- No data available at this section
- NA No data available

Horse/Jockey Name	SOARING EAGLE/Taylor Johnstone
Finish Rank	4
Fastest Section Time (Section)	0:11.37 (L1400)
Top Speed [km/h] (Section)	65.1 (L600)
Race State	Finished



Thomas Farms RC Murray Bridge SA - Professional

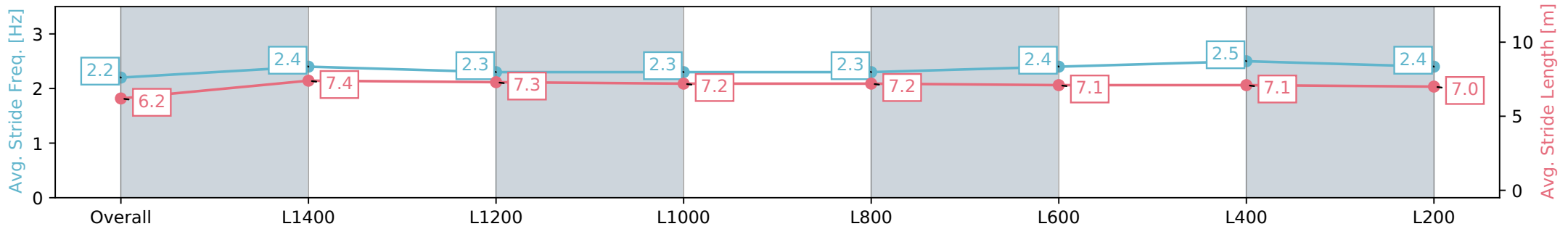
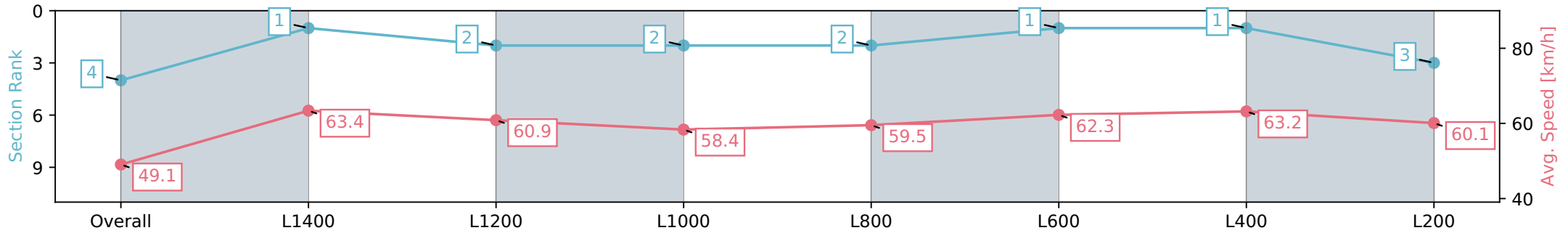
Race 2: Beyond Ink Handicap - 1600m

03 August 2024 - 12:38PM

Track Rating: Soft 5, Weather: Fine, Rail Position: +3m 1200m  
Chute, +2.5m Remainder



Section	Overall	L1400	L1200	L1000	L800	L600	L400	L200
Section Times	1:37.66 [4] (0:14.67)	1:22.99 [1] (0:11.37)	1:11.62 [2] (0:11.83)	0:59.79 [2] (0:12.48)	0:47.31 [2] (0:12.23)	0:35.08 [1] (0:11.69)	0:23.39 [1] (0:11.41)	0:11.98 [3] (0:11.98)
Average Speed [km/h]	49.1	63.4	60.9	58.4	59.5	62.3	63.2	60.1
Top Speed [km/h]	62.8	64.1	62.1	59.1	61.0	64.3	65.1	62.2
Avg. Dist. to Rail [m]	5.6	3.3	1.8	2.2	2.1	2.9	4.5	6.6
Avg. Stride Freq. [Hz]	2.2	2.4	2.3	2.3	2.3	2.4	2.5	2.4
Avg. Stride Length [m]	6.2	7.4	7.3	7.2	7.2	7.1	7.1	7.0



Report Created: Sat 03 August 2024 13:24:34 GMT+10 (Note: Timing is based on positional data)

- [ ] Ranking at each section and finish
- :-:- No data available at this section
- NA No data available

Horse/Jockey Name	ALLUSION/Alana Livesey
Finish Rank	5
Fastest Section Time (Section)	0:11.39 (L1400)
Top Speed [km/h] (Section)	64.2 (L600)
Race State	Finished



Thomas Farms RC Murray Bridge SA - Professional

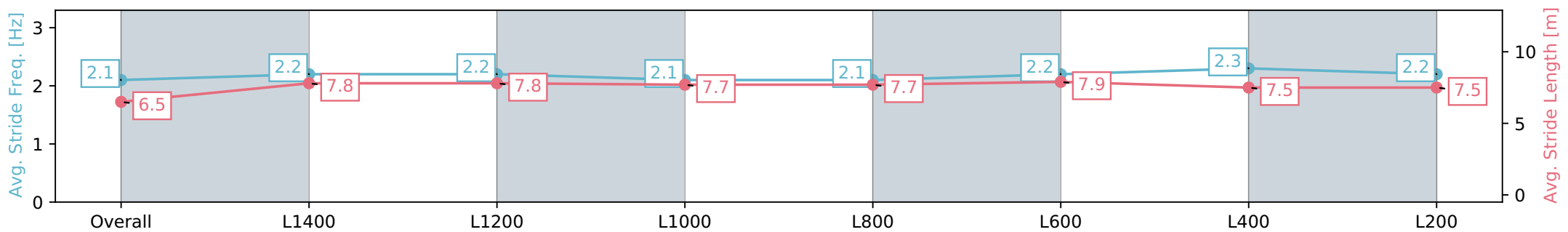
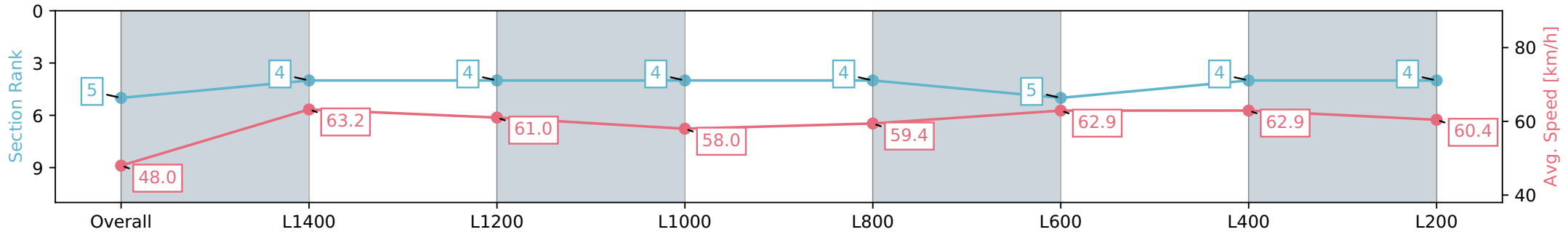
Race 2: Beyond Ink Handicap - 1600m

03 August 2024 - 12:38PM

Track Rating: Soft 5, Weather: Fine, Rail Position: +3m 1200m  
Chute, +2.5m Remainder



Section	Overall	L1400	L1200	L1000	L800	L600	L400	L200
Section Times	1:37.85 [5] (0:15.02)	1:22.83 [4] (0:11.39)	1:11.44 [4] (0:11.79)	0:59.65 [4] (0:12.51)	0:47.14 [4] (0:12.26)	0:34.88 [5] (0:11.53)	0:23.35 [4] (0:11.44)	0:11.91 [4] (0:11.91)
Average Speed [km/h]	48.0	63.2	61.0	58.0	59.4	62.9	62.9	60.4
Top Speed [km/h]	61.1	63.9	63.1	58.8	61.4	64.1	64.2	61.5
Avg. Dist. to Rail [m]	1.5	0.5	0.5	1.5	2.2	2.2	4.9	7.7
Avg. Stride Freq. [Hz]	2.1	2.2	2.2	2.1	2.1	2.2	2.3	2.2
Avg. Stride Length [m]	6.5	7.8	7.8	7.7	7.7	7.9	7.5	7.5



Report Created: Sat 03 August 2024 13:24:38 GMT+10 (Note: Timing is based on positional data)

- [ ] Ranking at each section and finish
- :-:- No data available at this section
- NA No data available

Horse/Jockey Name	EXOPIPI/Anna Jordsjo
Finish Rank	6
Fastest Section Time (Section)	0:11.42 (L400)
Top Speed [km/h] (Section)	65.9 (L600)
Race State	Finished



Thomas Farms RC Murray Bridge SA - Professional

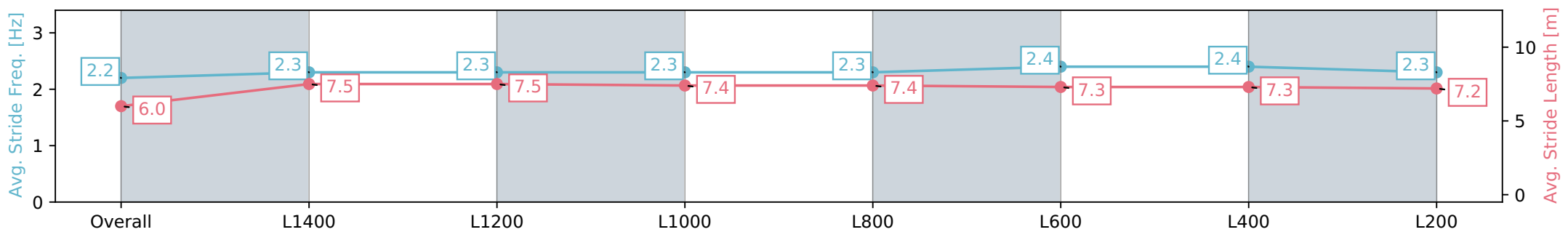
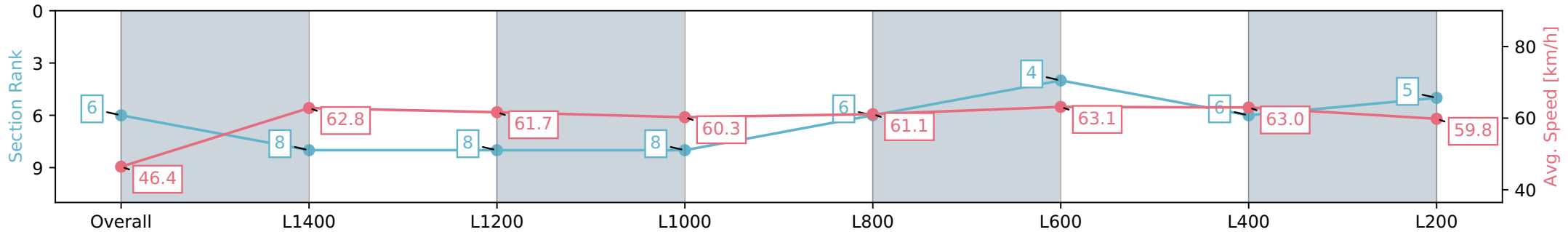
Race 2: Beyond Ink Handicap - 1600m

03 August 2024 - 12:38PM

Track Rating: Soft 5, Weather: Fine, Rail Position: +3m 1200m  
Chute, +2.5m Remainder



Section	Overall	L1400	L1200	L1000	L800	L600	L400	L200
Section Times	1:38.08 [6] (0:15.54)	1:22.54 [8] (0:11.45)	1:11.09 [8] (0:11.72)	0:59.37 [8] (0:12.19)	0:47.18 [6] (0:12.04)	0:35.14 [4] (0:11.68)	0:23.46 [6] (0:11.42)	0:12.04 [5] (0:12.04)
Average Speed [km/h]	46.4	62.8	61.7	60.3	61.1	63.1	63.0	59.8
Top Speed [km/h]	60.6	64.8	64.5	61.8	62.7	65.3	65.9	61.8
Avg. Dist. to Rail [m]	5.4	2.2	2.6	3.9	4.3	5.7	8.9	10.2
Avg. Stride Freq. [Hz]	2.2	2.3	2.3	2.3	2.3	2.4	2.4	2.3
Avg. Stride Length [m]	6.0	7.5	7.5	7.4	7.4	7.3	7.3	7.2



Report Created: Sat 03 August 2024 13:24:41 GMT+10 (Note: Timing is based on positional data)

- [ ] Ranking at each section and finish
- :-:- No data available at this section
- NA No data available



Horse/Jockey Name	SILENT DON/Ben Price
Finish Rank	7
Fastest Section Time (Section)	0:11.42 (L400)
Top Speed [km/h] (Section)	64.9 (L800)
Race State	Finished



Thomas Farms RC Murray Bridge SA - Professional

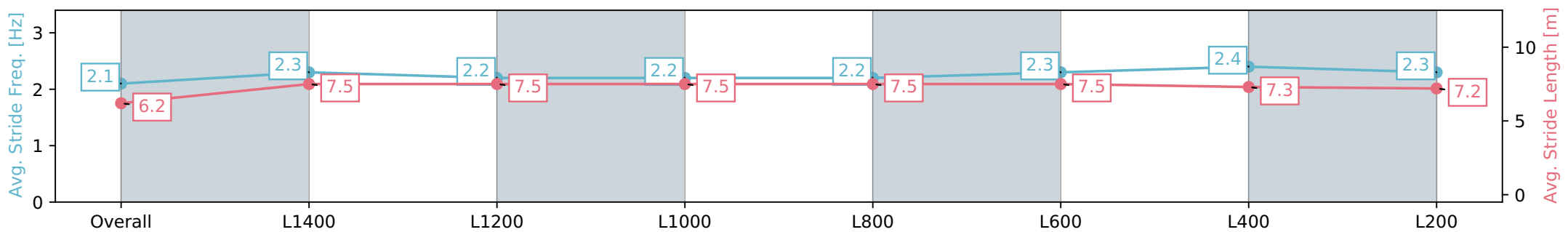
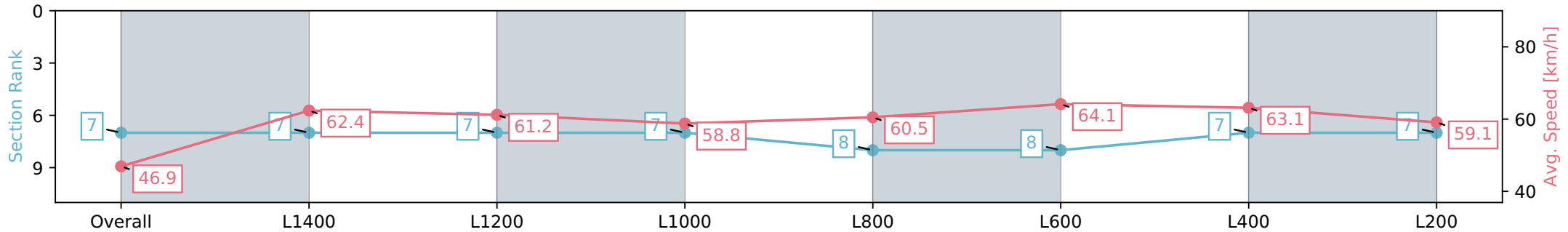
Race 2: Beyond Ink Handicap - 1600m

03 August 2024 - 12:38PM

Track Rating: Soft 5, Weather: Fine, Rail Position: +3m 1200m  
Chute, +2.5m Remainder



Section	Overall	L1400	L1200	L1000	L800	L600	L400	L200
Section Times	1:38.25 [7] (0:15.38)	1:22.87 [7] (0:11.52)	1:11.35 [7] (0:11.79)	0:59.56 [7] (0:12.42)	0:47.14 [8] (0:12.05)	0:35.09 [8] (0:11.50)	0:23.59 [7] (0:11.42)	0:12.17 [7] (0:12.17)
Average Speed [km/h]	46.9	62.4	61.2	58.8	60.5	64.1	63.1	59.1
Top Speed [km/h]	60.3	63.7	63.2	59.4	64.3	64.9	64.0	61.5
Avg. Dist. to Rail [m]	4.2	1.5	2.0	2.4	2.8	5.9	11.2	12.4
Avg. Stride Freq. [Hz]	2.1	2.3	2.2	2.2	2.2	2.3	2.4	2.3
Avg. Stride Length [m]	6.2	7.5	7.5	7.5	7.5	7.5	7.3	7.2



[ ] Ranking at each section and finish  
 -:-:- No data available at this section  
 NA No data available

Horse/Jockey Name	I NEED A DRINK/Kayla Crowther
Finish Rank	8
Fastest Section Time (Section)	0:11.49 (L1400)
Top Speed [km/h] (Section)	64.3 (L800)
Race State	Finished



Thomas Farms RC Murray Bridge SA - Professional

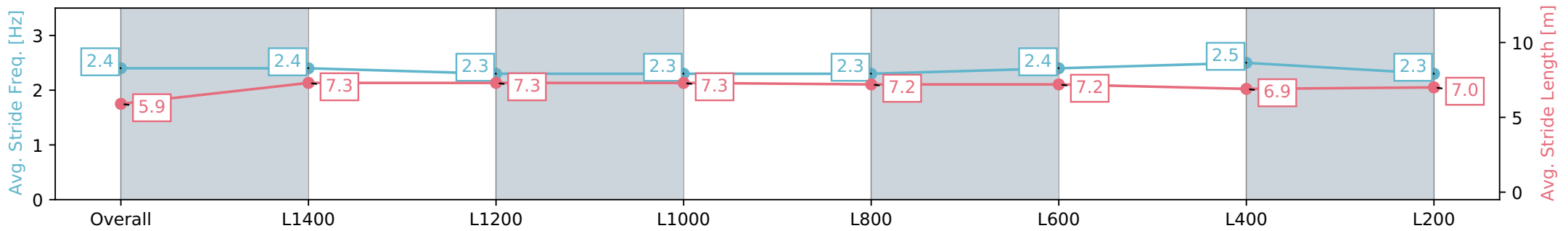
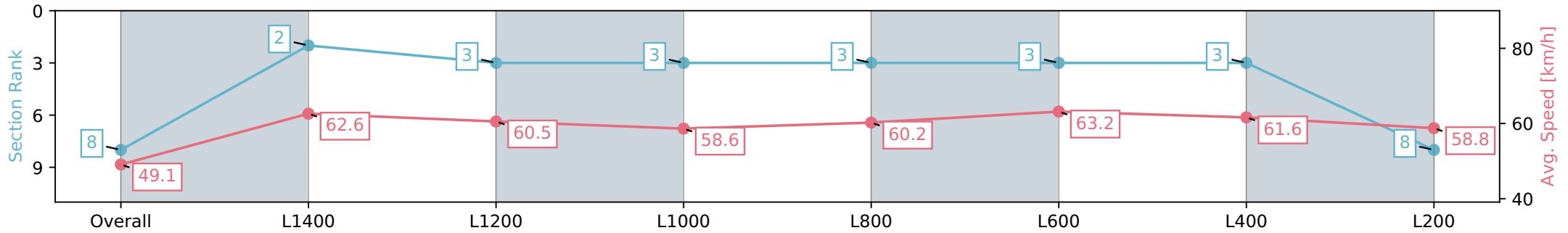
Race 2: Beyond Ink Handicap - 1600m

03 August 2024 - 12:38PM

Track Rating: Soft 5, Weather: Fine, Rail Position: +3m 1200m  
Chute, +2.5m Remainder



Section	Overall	L1400	L1200	L1000	L800	L600	L400	L200
Section Times	1:38.43 [8] (0:14.68)	1:23.75 [2] (0:11.49)	1:12.26 [3] (0:11.91)	1:00.35 [3] (0:12.46)	0:47.89 [3] (0:12.25)	0:35.64 [3] (0:11.70)	0:23.94 [3] (0:11.68)	0:12.26 [8] (0:12.26)
Average Speed [km/h]	49.1	62.6	60.5	58.6	60.2	63.2	61.6	58.8
Top Speed [km/h]	62.1	64.0	61.5	59.1	62.0	64.3	63.5	61.2
Avg. Dist. to Rail [m]	3.8	2.0	1.5	2.6	4.8	6.4	8.3	9.5
Avg. Stride Freq. [Hz]	2.4	2.4	2.3	2.3	2.3	2.4	2.5	2.3
Avg. Stride Length [m]	5.9	7.3	7.3	7.3	7.2	7.2	6.9	7.0



Report Created: Sat 03 August 2024 13:24:47 GMT+10 (Note: Timing is based on positional data)

- [ ] Ranking at each section and finish
- :-:- No data available at this section
- NA No data available