



RACINGSA

Thomas Farms RC Murray Bridge SA
Race 1: Dutton's Easy to do business with!! Maiden Plate - 1100m
03 August 2024 - 12:03PM



Murray Bridge
Racing Club

Track Rating: Soft 5, Weather: Fine, Rail Position: +3m 1200m Chute, +2.5m Remainder

Table with columns: Section, Field Times, Position, #, Horse/Jockey, Barrier, Top Speed [km/h], Fastest Section, First 400m, Overall, L1000, L800, L600, L400, L200, Margin, Distance Travelled From Winner [m]. Contains 10 race entries with detailed timing and performance data.

- [] Position in running at each section and finish
Saddle cloth number
-:-:- No data available at this section
DNF Did not finish
NA No data available
DNT Did not track
Background shading for fastest section



RACINGSA

Thomas Farms RC Murray Bridge SA

Race 1: Dutton's Easy to do business with!! Maiden Plate - 1100m
03 August 2024 - 12:03PM



Murray Bridge
Racing Club

Track Rating: Soft 5, Weather: Fine, Rail Position: +3m 1200m Chute, +2.5m Remainder

Section Field Times							Overall	L1000	L800	L600	L400	L200		
							1:04.43 (0:08.23)	0:56.20 (0:10.34)	0:45.86 (0:10.87)	0:34.99 (0:11.19)	0:23.80 (0:11.46)	0:12.34 (0:12.34)		
Position	#	Horse/Jockey	Barrier	Top Speed [km/h]	Fastest Section	First 400m						Margin	Distance Travelled From Winner [m]	
11	9	KISS KISS KISS	10	71.2	0:10.33	0:23.94	1:06.01	0:57.77 [2]	0:47.44 [1]	0:36.58 [2]	0:25.15 [2]	0:13.26 [5]	9.8L	+4
		Rochelle Milnes		1200-1000	1000-800		(0:08.24)	(0:10.33)	(0:10.86)	(0:11.43)	(0:11.89)	(0:13.26)		
12	2	KNIGHT DANCER	12	68.6	0:10.79	0:25.00	1:06.11	0:57.39 [13]	0:46.60 [13]	0:35.39 [13]	0:23.55 [13]	0:12.11 [13]	10.5L	+5
		Alice Lindsay		1200-1000	1000-800		(0:08.72)	(0:10.79)	(0:11.21)	(0:11.84)	(0:11.44)	(0:12.11)		
13	1	KAHALA BAY	3	69.6	0:10.56	0:24.34	1:07.05	0:58.57 [6]	0:48.00 [6]	0:37.20 [5]	0:25.78 [6]	0:13.64 [11]	16.4L	-2
		Teagan Voorham		1000-800	1000-800		(0:08.48)	(0:10.56)	(0:10.80)	(0:11.42)	(0:12.14)	(0:13.64)		

- [] Position in running at each section and finish # Saddle cloth number
- :-:- No data available at this section DNF Did not finish
- NA No data available DNT Did not track
- Background shading for fastest section

Horse/Jockey Name	HOLLYWOOD HIGH/Ben Price
Finish Rank	1
Fastest Section Time (Section)	0:10.46 (L1000)
Top Speed [km/h] (Section)	70.2 (L1000)
Race State	Finished



Thomas Farms RC Murray Bridge SA - Professional

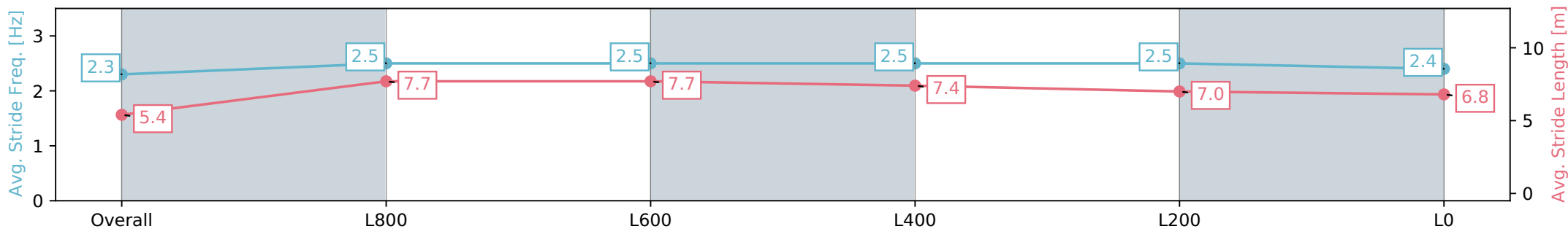
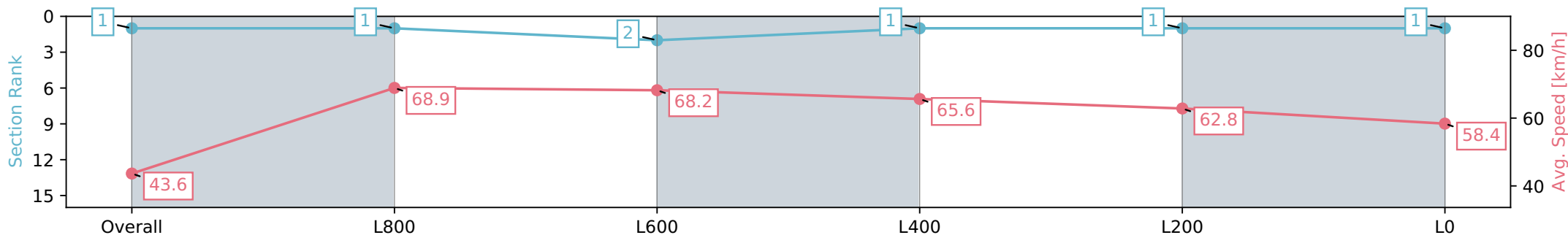
Race 1: Dutton's Easy to do business with!! Maiden Plate - 1100m

03 August 2024 - 12:03PM

Track Rating: Soft 5, Weather: Fine, Rail Position: +3m 1200m Chute, +2.5m Remainder



Section	Overall	L800	L600	L400	L200	L0
Section Times	1:04.43 [1] (0:08.23)	0:56.20 [1] (0:10.46)	0:45.74 [2] (0:10.74)	0:35.00 [1] (0:11.20)	0:23.80 [1] (0:11.46)	0:12.34 [1] (0:12.34)
Average Speed [km/h]	43.6	68.9	68.2	65.6	62.8	58.4
Top Speed [km/h]	66.9	70.1	70.2	67.2	65.2	62.5
Avg. Dist. to Rail [m]	5.7	2.5	5.3	4.8	6.2	7.8
Avg. Stride Freq. [Hz]	2.3	2.5	2.5	2.5	2.5	2.4
Avg. Stride Length [m]	5.4	7.7	7.7	7.4	7.0	6.8



Report Created: Sat 03 August 2024 12:55:24 GMT+10 (Note: Timing is based on positional data)

- [] Ranking at each section and finish
- :-:- No data available at this section
- NA No data available

Horse/Jockey Name	DUCHESS OF SUSSEX/Kayla Crowther
Finish Rank	2
Fastest Section Time (Section)	0:10.60 (L1000)
Top Speed [km/h] (Section)	69.2 (L1000)
Race State	Finished



Thomas Farms RC Murray Bridge SA - Professional

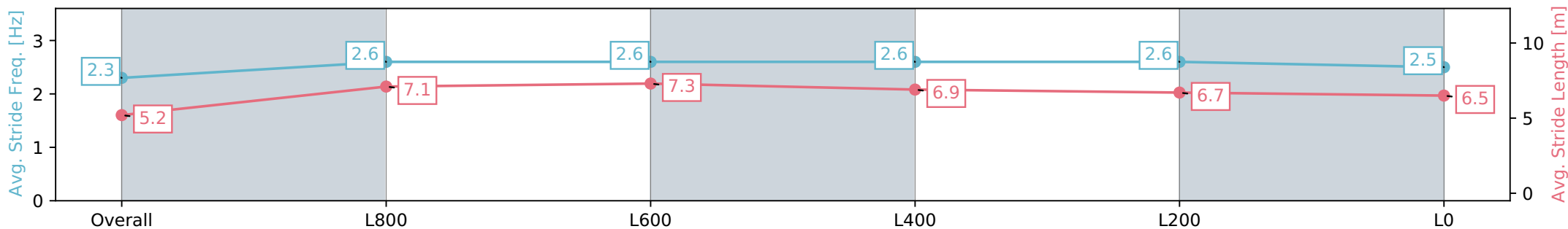
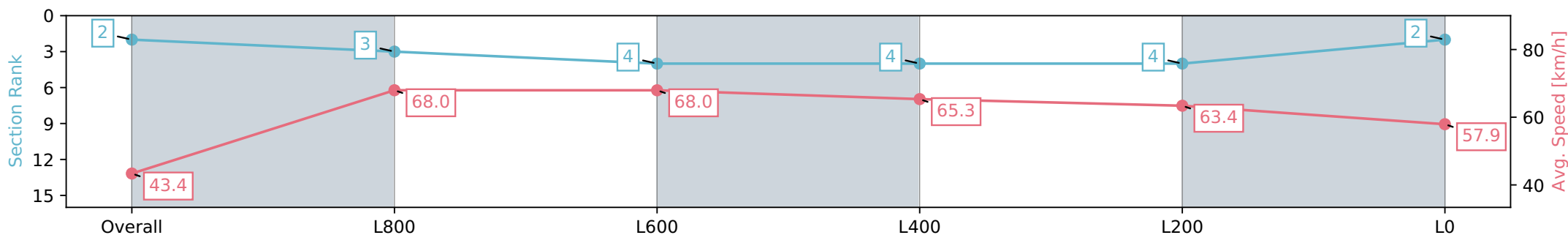
Race 1: Dutton's Easy to do business with!! Maiden Plate - 1100m

03 August 2024 - 12:03PM

Track Rating: Soft 5, Weather: Fine, Rail Position: +3m 1200m Chute, +2.5m Remainder



Section	Overall	L800	L600	L400	L200	L0
Section Times	1:04.86 [2] (0:08.31)	0:56.55 [3] (0:10.60)	0:45.95 [4] (0:10.82)	0:35.13 [4] (0:11.33)	0:23.80 [4] (0:11.36)	0:12.44 [2] (0:12.44)
Average Speed [km/h]	43.4	68.0	68.0	65.3	63.4	57.9
Top Speed [km/h]	65.0	68.8	69.2	66.1	65.5	61.3
Avg. Dist. to Rail [m]	6.4	3.3	6.6	6.6	11.2	11.8
Avg. Stride Freq. [Hz]	2.3	2.6	2.6	2.6	2.6	2.5
Avg. Stride Length [m]	5.2	7.1	7.3	6.9	6.7	6.5



Report Created: Sat 03 August 2024 12:55:26 GMT+10 (Note: Timing is based on positional data)

- [] Ranking at each section and finish
- :-:- No data available at this section
- NA No data available

Horse/Jockey Name	HALLIWELL/Manoel Nunes
Finish Rank	3
Fastest Section Time (Section)	0:10.63 (L1000)
Top Speed [km/h] (Section)	70.7 (L1000)
Race State	Finished



Thomas Farms RC Murray Bridge SA - Professional

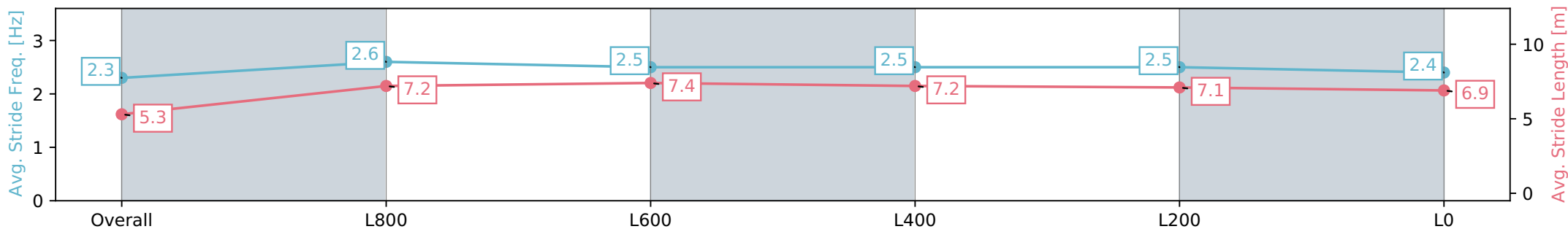
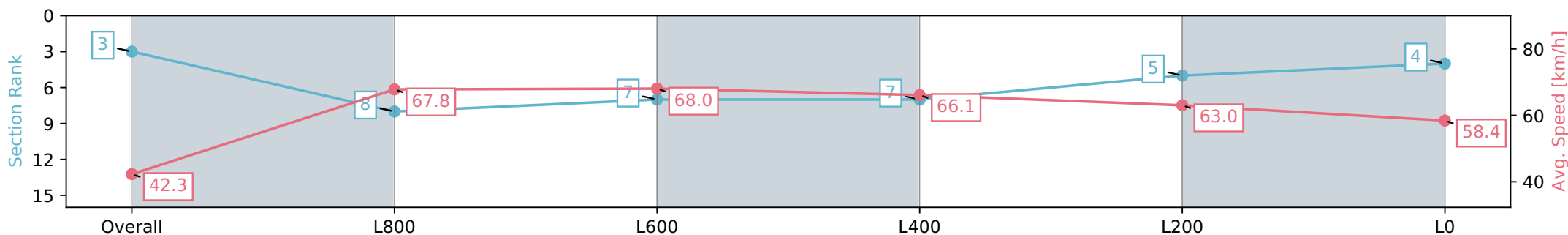
Race 1: Dutton's Easy to do business with!! Maiden Plate - 1100m

03 August 2024 - 12:03PM

Track Rating: Soft 5, Weather: Fine, Rail Position: +3m 1200m Chute, +2.5m Remainder



Section	Overall	L800	L600	L400	L200	L0
Section Times	1:04.89 [3] (0:08.51)	0:56.38 [8] (0:10.63)	0:45.75 [7] (0:10.81)	0:34.94 [7] (0:11.19)	0:23.75 [5] (0:11.43)	0:12.32 [4] (0:12.32)
Average Speed [km/h]	42.3	67.8	68.0	66.1	63.0	58.4
Top Speed [km/h]	64.6	69.9	70.7	68.1	64.8	60.5
Avg. Dist. to Rail [m]	8.0	3.5	6.4	6.6	11.9	12.7
Avg. Stride Freq. [Hz]	2.3	2.6	2.5	2.5	2.5	2.4
Avg. Stride Length [m]	5.3	7.2	7.4	7.2	7.1	6.9



- [] Ranking at each section and finish
- :-:- No data available at this section
- NA No data available

Horse/Jockey Name	NOITULOVER/Anna Jordsjo
Finish Rank	4
Fastest Section Time (Section)	0:10.51 (L1000)
Top Speed [km/h] (Section)	70.1 (L1000)
Race State	Finished



Thomas Farms RC Murray Bridge SA - Professional

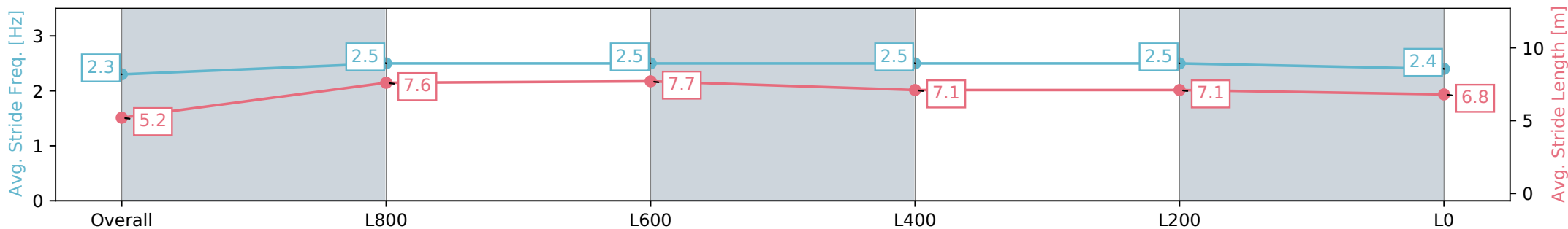
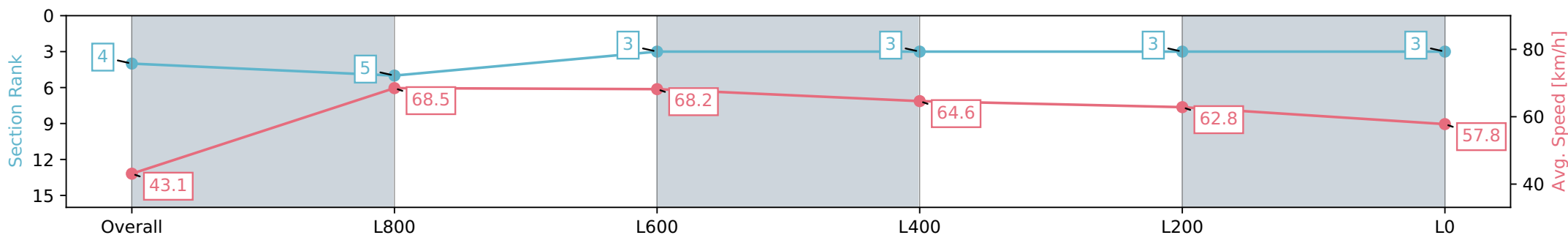
Race 1: Dutton's Easy to do business with!! Maiden Plate - 1100m

03 August 2024 - 12:03PM

Track Rating: Soft 5, Weather: Fine, Rail Position: +3m 1200m Chute, +2.5m Remainder



Section	Overall	L800	L600	L400	L200	L0
Section Times	1:04.92 [4] (0:08.36)	0:56.56 [5] (0:10.51)	0:46.05 [3] (0:10.73)	0:35.32 [3] (0:11.40)	0:23.92 [3] (0:11.44)	0:12.48 [3] (0:12.48)
Average Speed [km/h]	43.1	68.5	68.2	64.6	62.8	57.8
Top Speed [km/h]	65.8	69.5	70.1	66.1	64.8	60.0
Avg. Dist. to Rail [m]	1.7	0.8	4.7	5.5	8.5	7.8
Avg. Stride Freq. [Hz]	2.3	2.5	2.5	2.5	2.5	2.4
Avg. Stride Length [m]	5.2	7.6	7.7	7.1	7.1	6.8



Report Created: Sat 03 August 2024 12:55:31 GMT+10 (Note: Timing is based on positional data)

- [] Ranking at each section and finish
- :-:- No data available at this section
- NA No data available

Horse/Jockey Name	SNOOPY NOW/Sairyn Fawke
Finish Rank	5
Fastest Section Time (Section)	0:10.73 (L800)
Top Speed [km/h] (Section)	69.9 (L1000)
Race State	Finished



Thomas Farms RC Murray Bridge SA - Professional

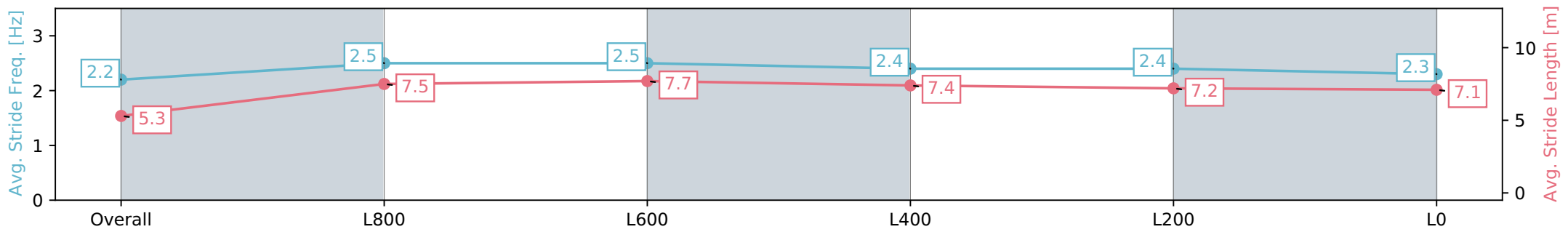
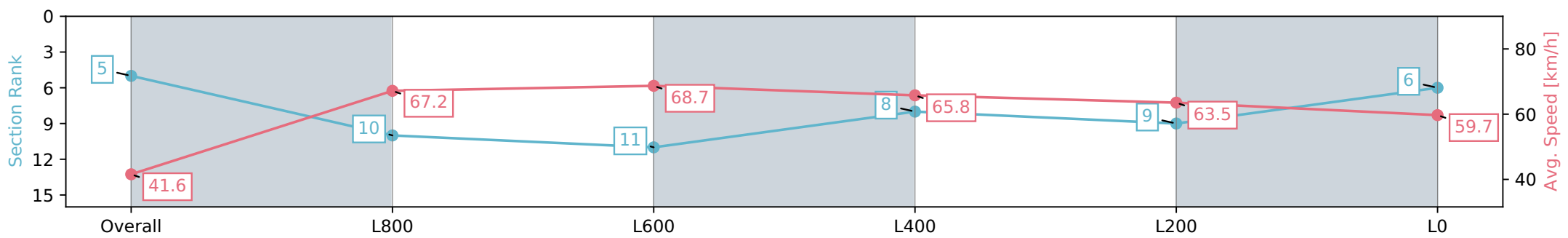
Race 1: Dutton's Easy to do business with!! Maiden Plate - 1100m

03 August 2024 - 12:03PM

Track Rating: Soft 5, Weather: Fine, Rail Position: +3m 1200m Chute, +2.5m Remainder



Section	Overall	L800	L600	L400	L200	L0
Section Times	1:04.94 [5] (0:08.65)	0:56.29 [10] (0:10.77)	0:45.52 [11] (0:10.73)	0:34.79 [8] (0:11.40)	0:23.39 [9] (0:11.33)	0:12.06 [6] (0:12.06)
Average Speed [km/h]	41.6	67.2	68.7	65.8	63.5	59.7
Top Speed [km/h]	63.3	68.8	69.9	67.3	65.2	62.4
Avg. Dist. to Rail [m]	12.8	5.5	8.4	9.2	13.9	15.0
Avg. Stride Freq. [Hz]	2.2	2.5	2.5	2.4	2.4	2.3
Avg. Stride Length [m]	5.3	7.5	7.7	7.4	7.2	7.1



[] Ranking at each section and finish
 -:-:- No data available at this section
 NA No data available

Horse/Jockey Name	SANPAGO/Rose Hammond
Finish Rank	6
Fastest Section Time (Section)	0:10.60 (L1000)
Top Speed [km/h] (Section)	70.4 (Overall)
Race State	Finished



Thomas Farms RC Murray Bridge SA - Professional

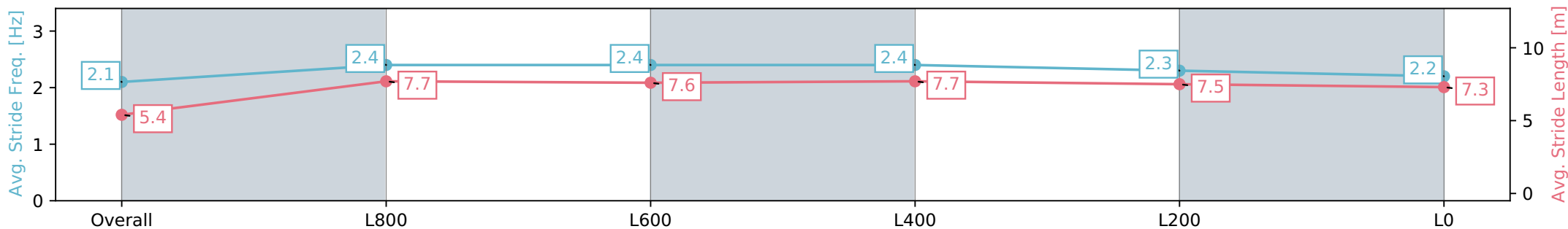
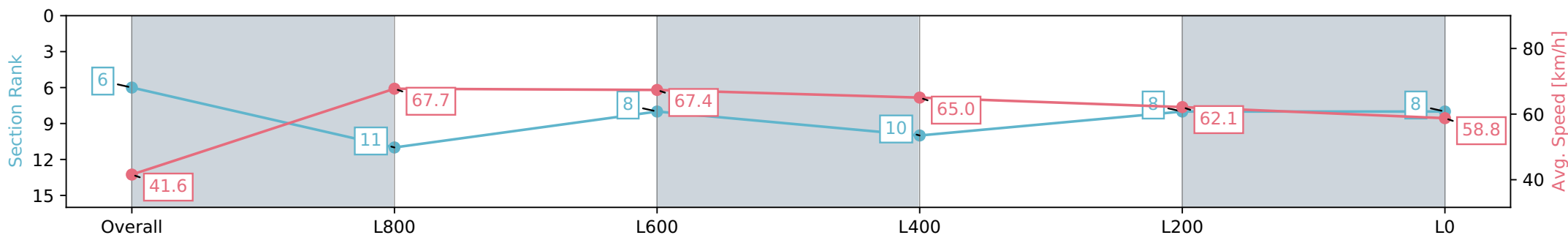
Race 1: Dutton's Easy to do business with!! Maiden Plate - 1100m

03 August 2024 - 12:03PM

Track Rating: Soft 5, Weather: Fine, Rail Position: +3m 1200m Chute, +2.5m Remainder



Section	Overall	L800	L600	L400	L200	L0
Section Times	1:05.32 [6] (0:08.67)	0:56.65 [11] (0:10.60)	0:46.05 [8] (0:10.91)	0:35.14 [10] (0:11.30)	0:23.84 [8] (0:11.57)	0:12.26 [8] (0:12.26)
Average Speed [km/h]	41.6	67.7	67.4	65.0	62.1	58.8
Top Speed [km/h]	63.9	70.4	70.3	66.8	64.0	60.8
Avg. Dist. to Rail [m]	2.8	1.2	5.3	4.9	7.1	7.3
Avg. Stride Freq. [Hz]	2.1	2.4	2.4	2.4	2.3	2.2
Avg. Stride Length [m]	5.4	7.7	7.6	7.7	7.5	7.3



Report Created: Sat 03 August 2024 12:55:37 GMT+10 (Note: Timing is based on positional data)

- [] Ranking at each section and finish
- :-:- No data available at this section
- NA No data available

Horse/Jockey Name	PAPPIANA/Todd Pannell
Finish Rank	7
Fastest Section Time (Section)	0:10.75 (L1000)
Top Speed [km/h] (Section)	68.8 (L1000)
Race State	Finished



Thomas Farms RC Murray Bridge SA - Professional

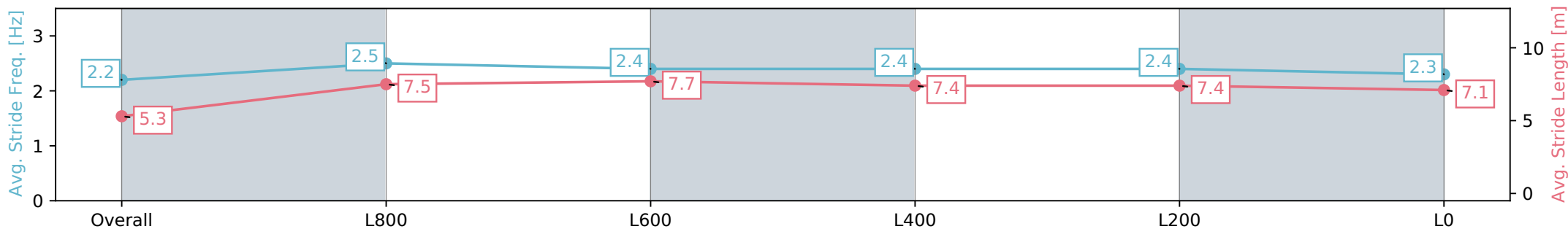
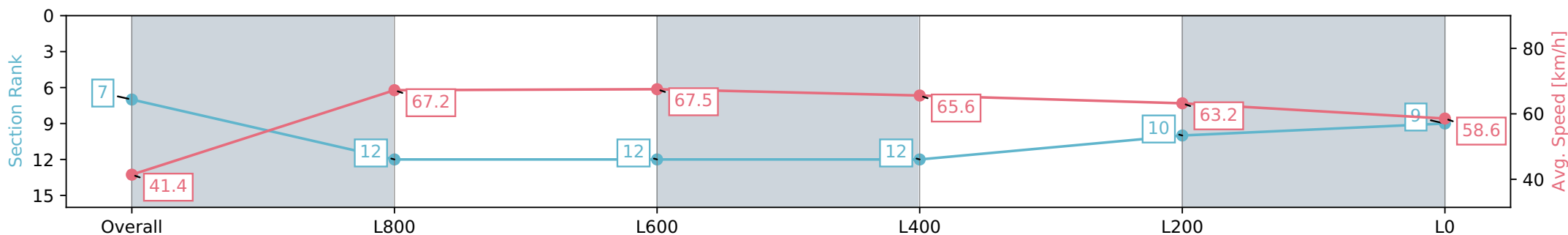
Race 1: Dutton's Easy to do business with!! Maiden Plate - 1100m

03 August 2024 - 12:03PM

Track Rating: Soft 5, Weather: Fine, Rail Position: +3m 1200m Chute, +2.5m Remainder



Section	Overall	L800	L600	L400	L200	L0
Section Times	1:05.35 [7] (0:08.70)	0:56.65 [12] (0:10.75)	0:45.90 [12] (0:10.89)	0:35.01 [12] (0:11.34)	0:23.67 [10] (0:11.38)	0:12.29 [9] (0:12.28)
Average Speed [km/h]	41.4	67.2	67.5	65.6	63.2	58.6
Top Speed [km/h]	62.6	68.4	68.8	66.5	65.0	60.7
Avg. Dist. to Rail [m]	11.0	4.0	7.1	7.5	9.7	10.7
Avg. Stride Freq. [Hz]	2.2	2.5	2.4	2.4	2.4	2.3
Avg. Stride Length [m]	5.3	7.5	7.7	7.4	7.4	7.1



- [] Ranking at each section and finish
- :-:- No data available at this section
- NA No data available

Horse/Jockey Name	MATEO/Jessica Eaton
Finish Rank	8
Fastest Section Time (Section)	0:10.83 (L1000)
Top Speed [km/h] (Section)	69.0 (L1000)
Race State	Finished



Thomas Farms RC Murray Bridge SA - Professional

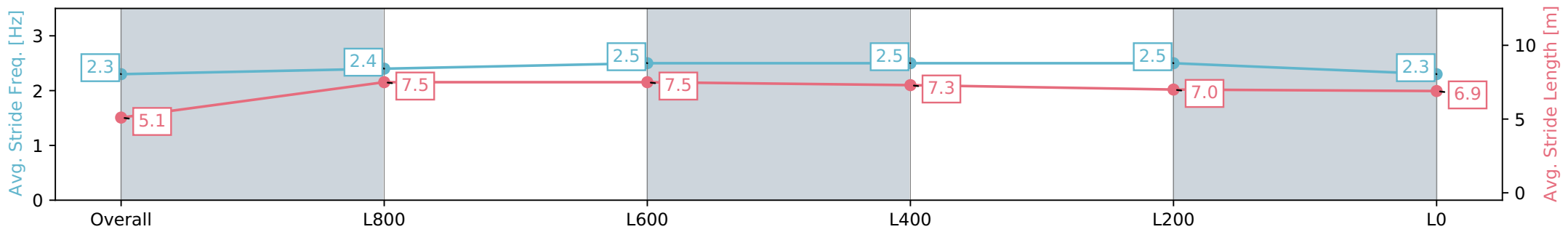
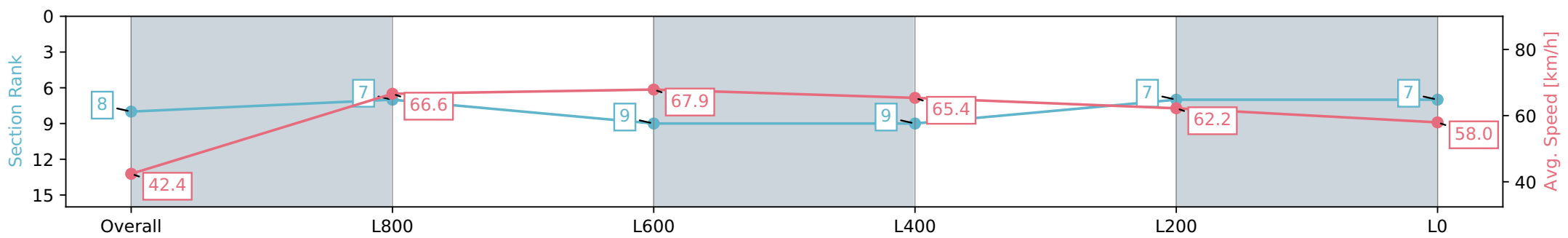
Race 1: Dutton's Easy to do business with!! Maiden Plate - 1100m

03 August 2024 - 12:03PM

Track Rating: Soft 5, Weather: Fine, Rail Position: +3m 1200m Chute, +2.5m Remainder



Section	Overall	L800	L600	L400	L200	L0
Section Times	1:05.43 [8] (0:08.49)	0:56.94 [7] (0:10.83)	0:46.11 [9] (0:10.85)	0:35.26 [9] (0:11.27)	0:23.99 [7] (0:11.59)	0:12.40 [7] (0:12.40)
Average Speed [km/h]	42.4	66.6	67.9	65.4	62.2	58.0
Top Speed [km/h]	63.0	67.7	69.0	66.3	65.2	60.6
Avg. Dist. to Rail [m]	9.9	5.4	7.4	5.6	9.5	11.1
Avg. Stride Freq. [Hz]	2.3	2.4	2.5	2.5	2.5	2.3
Avg. Stride Length [m]	5.1	7.5	7.5	7.3	7.0	6.9



Report Created: Sat 03 August 2024 12:55:42 GMT+10 (Note: Timing is based on positional data)

- [] Ranking at each section and finish
- :-:- No data available at this section
- NA No data available

Horse/Jockey Name	MERCURY EIGHT/Jake Toeroek
Finish Rank	9
Fastest Section Time (Section)	0:10.56 (L1000)
Top Speed [km/h] (Section)	69.5 (Overall)
Race State	Finished



Thomas Farms RC Murray Bridge SA - Professional

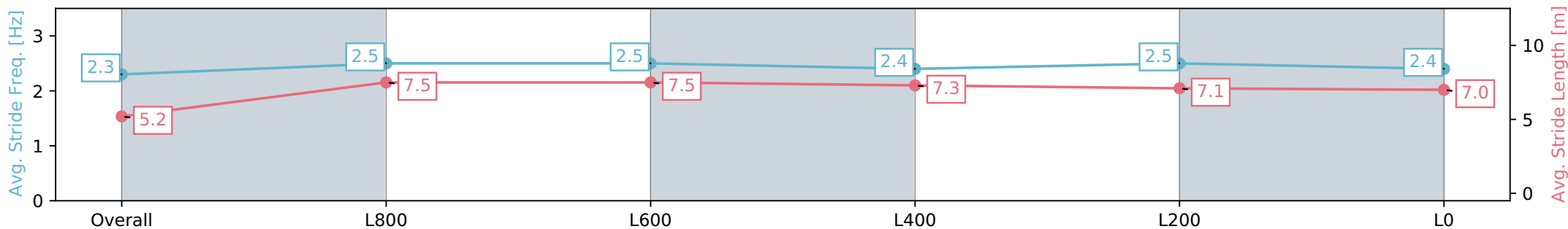
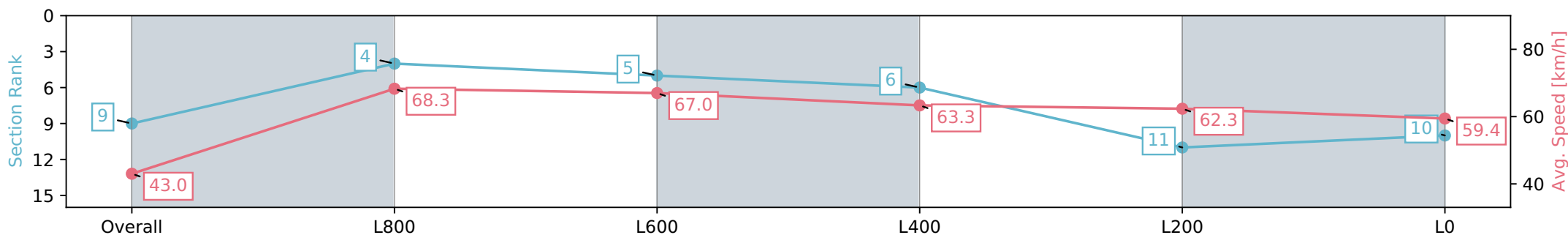
Race 1: Dutton's Easy to do business with!! Maiden Plate - 1100m

03 August 2024 - 12:03PM

Track Rating: Soft 5, Weather: Fine, Rail Position: +3m 1200m Chute, +2.5m Remainder



Section	Overall	L800	L600	L400	L200	L0
Section Times	1:05.50 [9] (0:08.35)	0:57.15 [4] (0:10.56)	0:46.59 [5] (0:11.03)	0:35.56 [6] (0:11.92)	0:23.64 [11] (0:11.53)	0:12.11 [10] (0:12.11)
Average Speed [km/h]	43.0	68.3	67.0	63.3	62.3	59.4
Top Speed [km/h]	66.6	69.5	69.4	64.5	63.7	61.8
Avg. Dist. to Rail [m]	7.0	4.3	8.1	10.6	14.5	14.6
Avg. Stride Freq. [Hz]	2.3	2.5	2.5	2.4	2.5	2.4
Avg. Stride Length [m]	5.2	7.5	7.5	7.3	7.1	7.0



Report Created: Sat 03 August 2024 12:55:44 GMT+10 (Note: Timing is based on positional data)

- [] Ranking at each section and finish
- :-:- No data available at this section
- NA No data available

Horse/Jockey Name	CHARMING DEXTER/Callan Murray
Finish Rank	10
Fastest Section Time (Section)	0:10.72 (L1000)
Top Speed [km/h] (Section)	68.3 (L1000)
Race State	Finished



Thomas Farms RC Murray Bridge SA - Professional

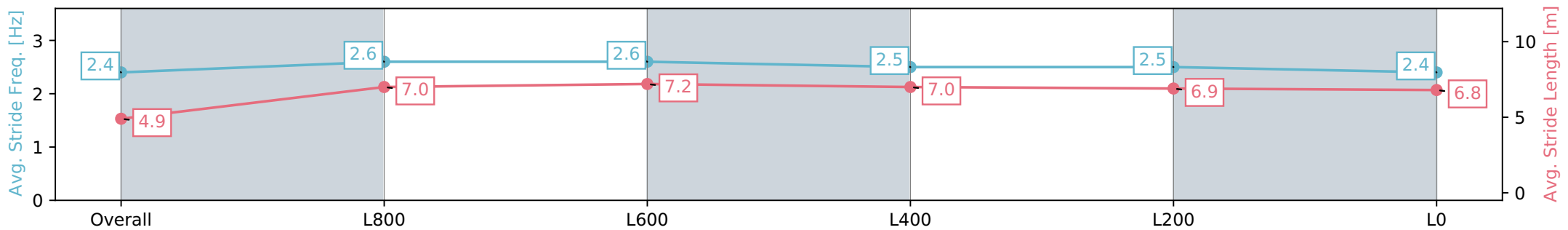
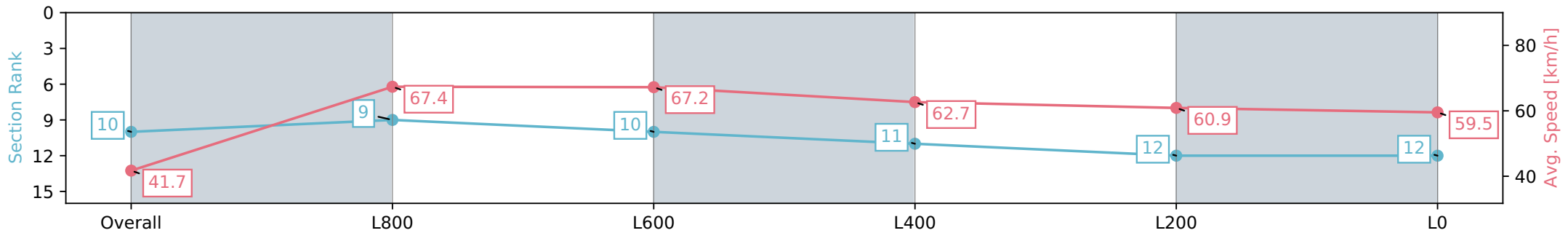
Race 1: Dutton's Easy to do business with!! Maiden Plate - 1100m

03 August 2024 - 12:03PM

Track Rating: Soft 5, Weather: Fine, Rail Position: +3m 1200m Chute, +2.5m Remainder



Section	Overall	L800	L600	L400	L200	L0
Section Times	1:05.91 [10] (0:08.62)	0:57.29 [9] (0:10.72)	0:46.57 [10] (0:10.92)	0:35.65 [11] (0:11.73)	0:23.92 [12] (0:11.82)	0:12.10 [12] (0:12.10)
Average Speed [km/h]	41.7	67.4	67.2	62.7	60.9	59.5
Top Speed [km/h]	64.1	68.3	68.3	65.8	61.8	61.9
Avg. Dist. to Rail [m]	4.8	2.7	6.5	4.9	9.2	12.7
Avg. Stride Freq. [Hz]	2.4	2.6	2.6	2.5	2.5	2.4
Avg. Stride Length [m]	4.9	7.0	7.2	7.0	6.9	6.8



Report Created: Sat 03 August 2024 12:55:47 GMT+10 (Note: Timing is based on positional data)

- [] Ranking at each section and finish
- :-:- No data available at this section
- NA No data available

Horse/Jockey Name	KISS KISS KISS/Rochelle Milnes
Finish Rank	11
Fastest Section Time (Section)	0:10.33 (L1000)
Top Speed [km/h] (Section)	71.2 (Overall)
Race State	Finished



Thomas Farms RC Murray Bridge SA - Professional

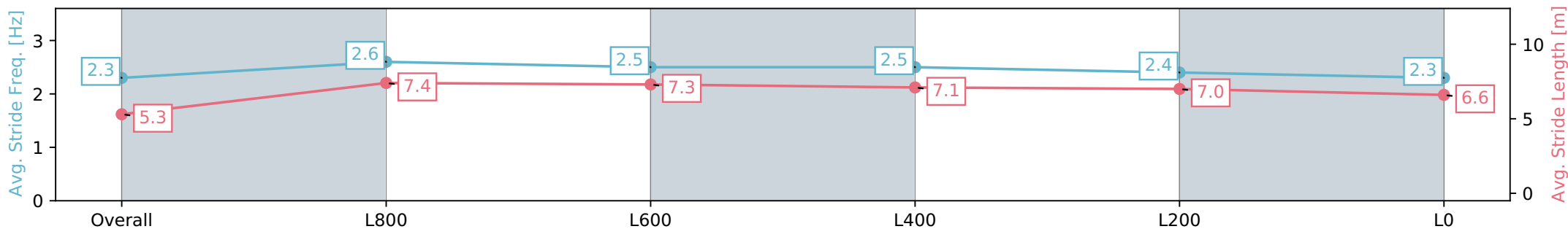
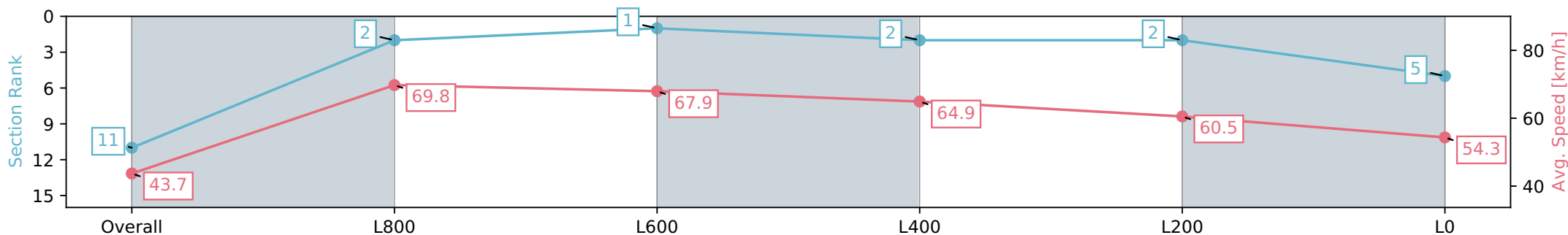
Race 1: Dutton's Easy to do business with!! Maiden Plate - 1100m

03 August 2024 - 12:03PM

Track Rating: Soft 5, Weather: Fine, Rail Position: +3m 1200m Chute, +2.5m Remainder



Section	Overall	L800	L600	L400	L200	L0
Section Times	1:06.01 [11] (0:08.24)	0:57.77 [2] (0:10.33)	0:47.44 [1] (0:10.86)	0:36.58 [2] (0:11.43)	0:25.15 [2] (0:11.89)	0:13.26 [5] (0:13.26)
Average Speed [km/h]	43.7	69.8	67.9	64.9	60.5	54.3
Top Speed [km/h]	65.8	71.2	69.7	66.0	63.5	56.8
Avg. Dist. to Rail [m]	11.0	6.8	7.4	6.9	9.6	9.2
Avg. Stride Freq. [Hz]	2.3	2.6	2.5	2.5	2.4	2.3
Avg. Stride Length [m]	5.3	7.4	7.3	7.1	7.0	6.6



Report Created: Sat 03 August 2024 12:55:50 GMT+10 (Note: Timing is based on positional data)

- [] Ranking at each section and finish
- :-:- No data available at this section
- NA No data available

Horse/Jockey Name	KNIGHT DANCER/Alice Lindsay
Finish Rank	12
Fastest Section Time (Section)	0:10.79 (L1000)
Top Speed [km/h] (Section)	68.6 (Overall)
Race State	Finished



Thomas Farms RC Murray Bridge SA - Professional

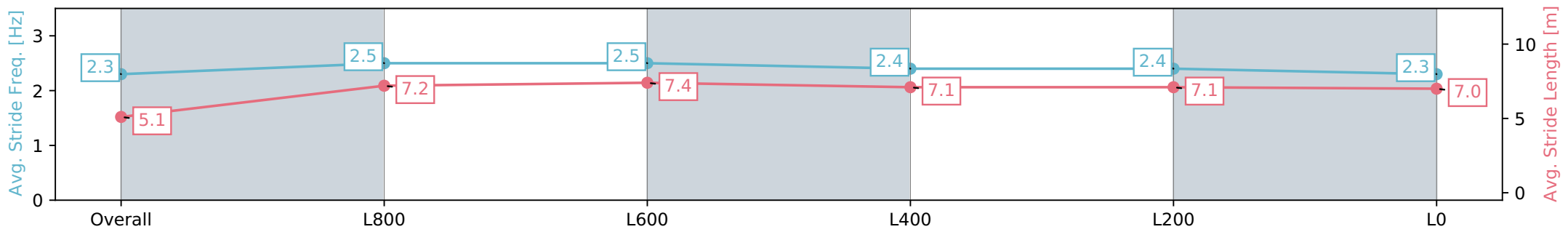
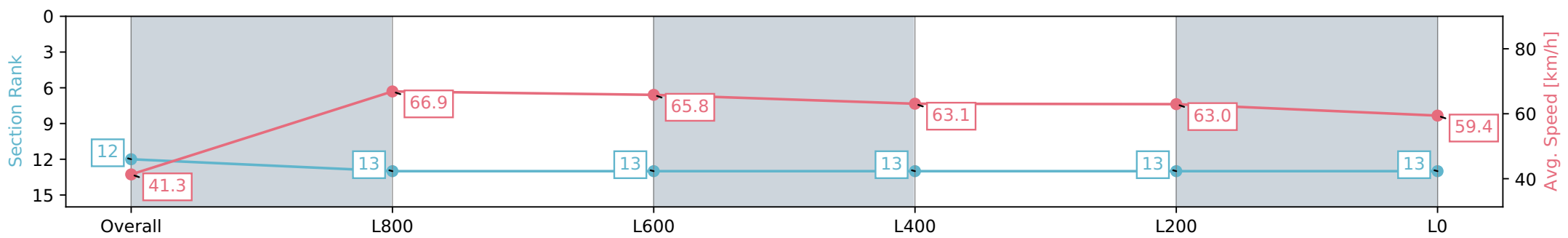
Race 1: Dutton's Easy to do business with!! Maiden Plate - 1100m

03 August 2024 - 12:03PM

Track Rating: Soft 5, Weather: Fine, Rail Position: +3m 1200m Chute, +2.5m Remainder



Section	Overall	L800	L600	L400	L200	L0
Section Times	1:06.11 [12] (0:08.72)	0:57.39 [13] (0:10.79)	0:46.60 [13] (0:11.21)	0:35.39 [13] (0:11.84)	0:23.55 [13] (0:11.44)	0:12.11 [13] (0:12.11)
Average Speed [km/h]	41.3	66.9	65.8	63.1	63.0	59.4
Top Speed [km/h]	61.6	68.6	66.8	64.4	64.4	61.8
Avg. Dist. to Rail [m]	11.9	4.9	7.7	8.4	11.7	14.3
Avg. Stride Freq. [Hz]	2.3	2.5	2.5	2.4	2.4	2.3
Avg. Stride Length [m]	5.1	7.2	7.4	7.1	7.1	7.0



Report Created: Sat 03 August 2024 12:55:53 GMT+10 (Note: Timing is based on positional data)

- [] Ranking at each section and finish
- :-:- No data available at this section
- NA No data available

Horse/Jockey Name	KAHALA BAY/Teagan Voorham
Finish Rank	13
Fastest Section Time (Section)	0:10.56 (L1000)
Top Speed [km/h] (Section)	69.6 (L1000)
Race State	Finished



Thomas Farms RC Murray Bridge SA - Professional

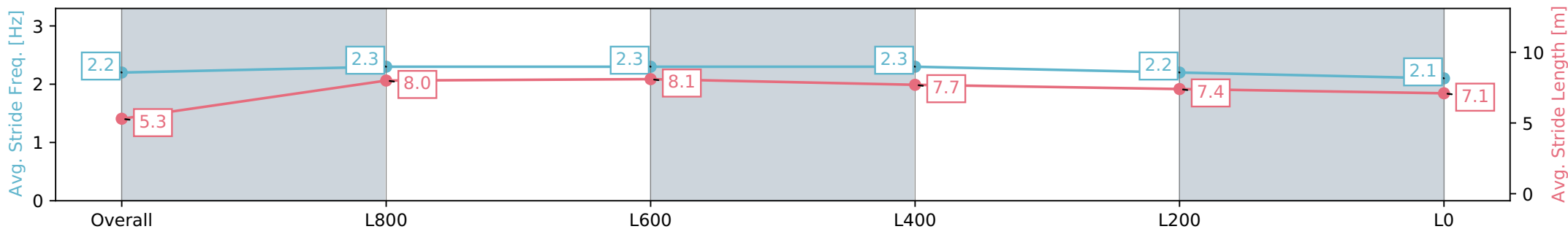
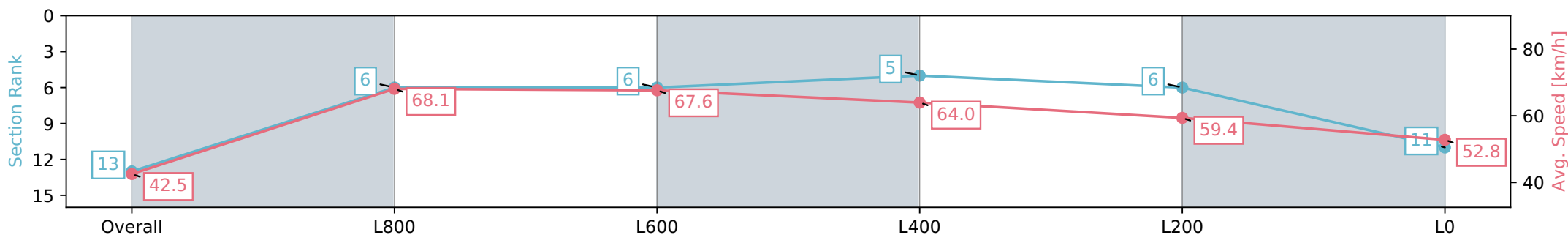
Race 1: Dutton's Easy to do business with!! Maiden Plate - 1100m

03 August 2024 - 12:03PM

Track Rating: Soft 5, Weather: Fine, Rail Position: +3m 1200m Chute, +2.5m Remainder



Section	Overall	L800	L600	L400	L200	L0
Section Times	1:07.05 [13] (0:08.48)	0:58.57 [6] (0:10.56)	0:48.00 [6] (0:10.80)	0:37.20 [5] (0:11.42)	0:25.78 [6] (0:12.14)	0:13.64 [11] (0:13.64)
Average Speed [km/h]	42.5	68.1	67.6	64.0	59.4	52.8
Top Speed [km/h]	65.9	68.9	69.6	65.5	61.8	56.4
Avg. Dist. to Rail [m]	3.2	1.3	4.2	3.6	5.8	7.4
Avg. Stride Freq. [Hz]	2.2	2.3	2.3	2.3	2.2	2.1
Avg. Stride Length [m]	5.3	8.0	8.1	7.7	7.4	7.1



Report Created: Sat 03 August 2024 12:55:56 GMT+10 (Note: Timing is based on positional data)

- [] Ranking at each section and finish
- :-:- No data available at this section
- NA No data available