



RACINGSA

# Thomas Farms RC Murray Bridge SA

Race 7: Sportsbet Jockey Watch CG&E Rating 0-56 Handicap - 1400m

24 July 2024 - 3:05PM



Murray Bridge  
Racing Club

Track Rating: Soft 5, Weather: Overcast, Rail Position: +5.5m 1200m Chute, +8.5m  
Remainder

Section Field Times							Overall	L1200	L1000	L800	L600	L400	Distance Travelled From Winner [m]	
							1:26.73 (0:15.67)	1:11.06 (0:11.06)	1:00.00 (0:11.61)	0:48.38 (0:11.91)	0:36.47 (0:11.96)	0:24.51 (0:12.09)		
Position	#	Horse/Jockey	Barrier	Top Speed [km/h]	Fastest Section	First 400m								
1	2	<b>HARBOURING</b> Tala Hutchinson	4	65.5 1400-1200	0:11.18 1200-1000	0:27.22	1:26.73 (0:16.04)	1:10.69 [9] (0:11.18)	0:59.51 [7] (0:11.77)	0:47.74 [6] (0:11.75)	0:35.99 [5] (0:11.82)	0:24.17 [5] (0:11.81)		
2	6	<b>OUR DIVINYL</b> Alan Lai	17	66.4 1400-1200	0:11.14 1200-1000	0:26.81	1:26.80 (0:15.67)	1:11.13 [1] (0:11.14)	0:59.99 [2] (0:11.70)	0:48.29 [2] (0:11.89)	0:36.40 [2] (0:11.96)	0:24.44 [3] (0:11.95)	+1	
3	8	<b>GARRIRE</b> Ivy Lam	1	65.1 1400-1200	0:11.23 1200-1000	0:27.13	1:26.90 (0:15.90)	1:11.00 [7] (0:11.23)	0:59.77 [5] (0:11.61)	0:48.16 [4] (0:11.90)	0:36.26 [4] (0:11.80)	0:24.46 [4] (0:12.26)	-5	
4	17	<b>STONEFIELD</b> Anna Jordsjo	11	64.5 1400-1200	0:11.22 1200-1000	0:27.70	1:26.98 (0:16.48)	1:10.50 [13] (0:11.22)	0:59.28 [13] (0:11.48)	0:47.80 [9] (0:11.87)	0:35.93 [8] (0:11.72)	0:24.21 [7] (0:11.84)	-4	
5	10	<b>COWLEY'S CREEK</b> Jade Doyle	3	65.2 1400-1200	0:11.28 1200-1000	0:27.60	1:27.09 (0:16.31)	1:10.78 [11] (0:11.28)	0:59.49 [11] (0:11.54)	0:47.95 [8] (0:11.69)	0:36.26 [6] (0:11.87)	0:24.39 [6] (0:11.84)	-11	
6	7	<b>FOREVER WAITING</b> Kayla Crowther	8	65.7 1400-1200	0:11.42 1200-1000	0:27.17	1:27.35 (0:15.75)	1:11.60 [4] (0:11.42)	1:00.18 [6] (0:11.96)	0:48.22 [7] (0:11.93)	0:36.29 [9] (0:11.82)	0:24.47 [8] (0:11.69)	+4	
7	3	<b>OBI</b> Brooke King	12	67.4 1400-1200	0:10.95 1200-1000	0:26.73	1:27.38 (0:15.78)	1:11.60 [5] (0:10.95)	1:00.65 [1] (0:11.61)	0:49.04 [1] (0:11.91)	0:37.13 [1] (0:11.97)	0:25.16 [1] (0:12.24)	-4	
8	16	<b>BENZ BARON</b> Margaret Collett	9	64.0 1400-1200	0:11.50 1200-1000	0:27.56	1:27.43 (0:16.07)	1:11.36 [10] (0:11.50)	0:59.86 [10] (0:11.91)	0:47.95 [13] (0:11.96)	0:35.99 [11] (0:11.63)	0:24.36 [11] (0:11.83)	-1	
9	13	<b>FIGHT FOR FREEDOM</b> Alana Livesey	15	64.8 1400-1200	0:11.28 1200-1000	0:27.63	1:27.52 (0:16.34)	1:11.18 [12] (0:11.28)	0:59.89 [12] (0:11.60)	0:48.29 [10] (0:11.94)	0:36.35 [10] (0:11.78)	0:24.57 [9] (0:11.95)	+0	
10	11	<b>SPITFIRE SUN</b> Dylan Caboche	10	65.8 1400-1200	0:11.33 1200-1000	0:27.35	1:28.06 (0:16.02)	1:12.04 [8] (0:11.33)	1:00.71 [8] (0:11.95)	0:48.76 [11] (0:12.15)	0:36.61 [12] (0:11.94)	0:24.67 [12] (0:11.98)	+5	

Scratched: Alfano (#1), Artero (#4), Hot Rod Boy (#9), Rubble (#14)

Report Created: Wed 24 July 2024 16:08:07 GMT+10 (Note: Timing is based on positional data)

- [ ] Position in running at each section and finish
- :-:- No data available at this section
- NA No data available
- █ Background shading for fastest section
- # Saddle cloth number
- DNF Did not finish
- DNT Did not track



RACINGSA

# Thomas Farms RC Murray Bridge SA

Race 7: Sportsbet Jockey Watch CG&E Rating 0-56 Handicap - 1400m

24 July 2024 - 3:05PM

Track Rating: Soft 5, Weather: Overcast, Rail Position: +5.5m 1200m Chute, +8.5m  
Remainder



Murray Bridge  
Racing Club

Section Field Times							Overall	L1200	L1000	L800	L600	L400		
							1:26.73 (0:15.67)	1:11.06 (0:11.06)	1:00.00 (0:11.61)	0:48.38 (0:11.91)	0:36.47 (0:11.96)	0:24.51 (0:12.09)		
Position	#	Horse/Jockey	Barrier	Top Speed [km/h]	Fastest Section	First 400m								Distance Travelled From Winner [m]
11	15	<b>NOVUS ACTUS</b> Caitlin Tootell	6	65.2 1400-1200	0:11.28 1200-1000	0:27.02	1:28.35 (0:15.73)	1:12.62 [3] (0:11.28)	1:01.33 [4] (0:11.86)	0:49.47 [5] (0:12.08)	0:37.39 [7] (0:12.01)	0:25.38 [10] (0:12.38)		+7
12	5	<b>BASE OF FIRE</b> Jake Toeroek	2	66.0 1400-1200	0:11.13 1200-1000	0:26.86	1:28.41 (0:15.73)	1:12.68 [2] (0:11.13)	1:01.55 [3] (0:11.76)	0:49.79 [3] (0:11.82)	0:37.97 [3] (0:11.88)	0:26.09 [2] (0:12.32)		-2
13	12	<b>PROJECT GUTENBERG</b> Sairyn Fawke	14	64.0 1400-1200	0:11.56 1200-1000	0:27.41	1:29.60 (0:15.84)	1:13.76 [6] (0:11.56)	1:02.19 [9] (0:12.00)	0:50.19 [12] (0:12.27)	0:37.92 [13] (0:12.60)	0:25.32 [13] (0:12.45)		+5

Scratched: Alfano (#1), Artero (#4), Hot Rod Boy (#9), Rubble (#14)

- [ ] Position in running at each section and finish # Saddle cloth number
- :-:- No data available at this section DNF Did not finish
- NA No data available DNT Did not track
- █ Background shading for fastest section



RACINGSA

# Thomas Farms RC Murray Bridge SA

Race 7: Sportsbet Jockey Watch CG&E Rating 0-56 Handicap - 1400m

24 July 2024 - 3:05PM

Track Rating: Soft 5, Weather: Overcast, Rail Position: +5.5m 1200m Chute, +8.5m  
Remainder



Murray Bridge  
Racing Club

## Section

## Field Times

L200

0:12.42

(0:12.42)

Position	#	Horse/Jockey	Barrier	Top Speed [km/h]	Fastest Section	First 400m	Margin							Distance Travelled From Winner [m]
1	2	<b>HARBOURING</b> Tala Hutchinson	4	65.5 1400-1200	0:11.18 1200-1000	0:27.22	0:12.36 [2] (0:12.36)	1:26.73						
2	6	<b>OUR DIVINYL</b> Alan Lai	17	66.4 1400-1200	0:11.14 1200-1000	0:26.81	0:12.49 [1] (0:12.49)	0.4L						+1
3	8	<b>GARRIRE</b> Ivy Lam	1	65.1 1400-1200	0:11.23 1200-1000	0:27.13	0:12.20 [8] (0:12.20)	1.0L						-5
4	17	<b>STONEFIELD</b> Anna Jordsjo	11	64.5 1400-1200	0:11.22 1200-1000	0:27.70	0:12.37 [6] (0:12.37)	1.5L						-4
5	10	<b>COWLEY'S CREEK</b> Jade Doyle	3	65.2 1400-1200	0:11.28 1200-1000	0:27.60	0:12.55 [4] (0:12.55)	2.1L						-11
6	7	<b>FOREVER WAITING</b> Kayla Crowther	8	65.7 1400-1200	0:11.42 1200-1000	0:27.17	0:12.78 [5] (0:12.78)	3.7L						+4
7	3	<b>OBI</b> Brooke King	12	67.4 1400-1200	0:10.95 1200-1000	0:26.73	0:12.92 [3] (0:12.92)	3.9L						-4
8	16	<b>BENZ BARON</b> Margaret Collett	9	64.0 1400-1200	0:11.50 1200-1000	0:27.56	0:12.53 [10] (0:12.53)	4.2L						-1
9	13	<b>FIGHT FOR FREEDOM</b> Alana Livesey	15	64.8 1400-1200	0:11.28 1200-1000	0:27.63	0:12.62 [9] (0:12.62)	4.7L						+0
10	11	<b>SPITFIRE SUN</b> Dylan Caboche	10	65.8 1400-1200	0:11.33 1200-1000	0:27.35	0:12.69 [12] (0:12.69)	7.9L						+5

Scratched: Alfano (#1), Artero (#4), Hot Rod Boy (#9), Rubble (#14)

- [ ] Position in running at each section and finish # Saddle cloth number
- :-:- No data available at this section DNF Did not finish
- NA No data available DNT Did not track
- █ Background shading for fastest section



RACINGSA

# Thomas Farms RC Murray Bridge SA

Race 7: Sportsbet Jockey Watch CG&E Rating 0-56 Handicap - 1400m  
24 July 2024 - 3:05PM



Murray Bridge  
Racing Club

Track Rating: Soft 5, Weather: Overcast, Rail Position: +5.5m 1200m Chute, +8.5m  
Remainder

Section

Field Times

L200

0:12.42

(0:12.42)

Position	#	Horse/Jockey	Barrier	Top Speed [km/h]	Fastest Section	First 400m	Margin							Distance Travelled From Winner [m]
11	15	<b>NOVUS ACTUS</b>	6	65.2	0:11.28	0:27.02	0:13.00 [11]	9.7L						+7
		Caitlin Tootell		1400-1200	1200-1000		(0:13.00)							
12	5	<b>BASE OF FIRE</b>	2	66.0	0:11.13	0:26.86	0:13.77 [7]	10.0L						-2
		Jake Toeroek		1400-1200	1200-1000		(0:13.77)							
13	12	<b>PROJECT GUTENBERG</b>	14	64.0	0:11.56	0:27.41	0:12.87 [13]	17.1L						+5
		Sairyn Fawke		1400-1200	1200-1000		(0:12.87)							

Scratched: Alfano (#1), Artero (#4), Hot Rod Boy (#9), Rubble (#14)

- [ ] Position in running at each section and finish # Saddle cloth number
- :-:- No data available at this section DNF Did not finish
- NA No data available DNT Did not track
- Background shading for fastest section

Horse/Jockey Name	HARBOURING/Tala Hutchinson
Finish Rank	1
Fastest Section Time (Section)	0:11.18 (L1200)
Top Speed [km/h] (Section)	65.5 (Overall)
Race State	Finished



### Thomas Farms RC Murray Bridge SA - Professional

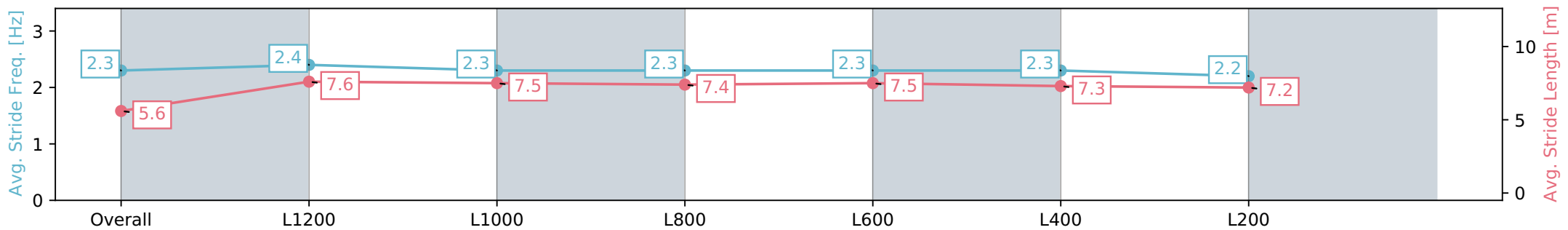
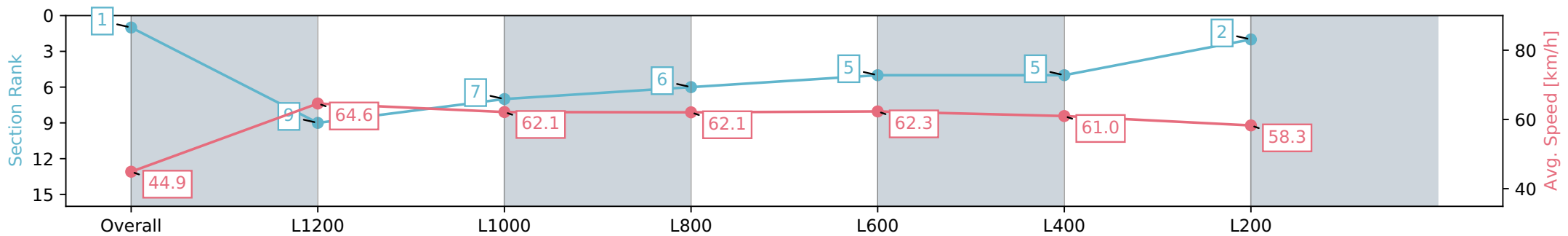
Race 7: Sportsbet Jockey Watch CG&E Rating 0-56  
Handicap - 1400m

24 July 2024 - 3:05PM

Track Rating: Soft 5, Weather: Overcast, Rail Position: +5.5m 1200m  
Chute, +8.5m Remainder



Section	Overall	L1200	L1000	L800	L600	L400	L200
Section Times	1:26.73 [1] (0:16.04)	1:10.69 [9] (0:11.18)	0:59.51 [7] (0:11.77)	0:47.74 [6] (0:11.75)	0:35.99 [5] (0:11.82)	0:24.17 [5] (0:11.81)	0:12.36 [2] (0:12.36)
Average Speed [km/h]	44.9	64.6	62.1	62.1	62.3	61.0	58.3
Top Speed [km/h]	64.5	65.5	63.0	63.6	62.7	62.7	59.6
Avg. Dist. to Rail [m]	5.6	2.1	2.8	2.9	5.5	9.3	10.2
Avg. Stride Freq. [Hz]	2.3	2.4	2.3	2.3	2.3	2.3	2.2
Avg. Stride Length [m]	5.6	7.6	7.5	7.4	7.5	7.3	7.2



Report Created: Wed 24 July 2024 16:08:11 GMT+10 (Note: Timing is based on positional data)

- [ ] Ranking at each section and finish
- :-:- No data available at this section
- NA No data available

Horse/Jockey Name	OUR DIVINYL/Alan Lai
Finish Rank	2
Fastest Section Time (Section)	0:11.14 (L1200)
Top Speed [km/h] (Section)	66.4 (Overall)
Race State	Finished



### Thomas Farms RC Murray Bridge SA - Professional

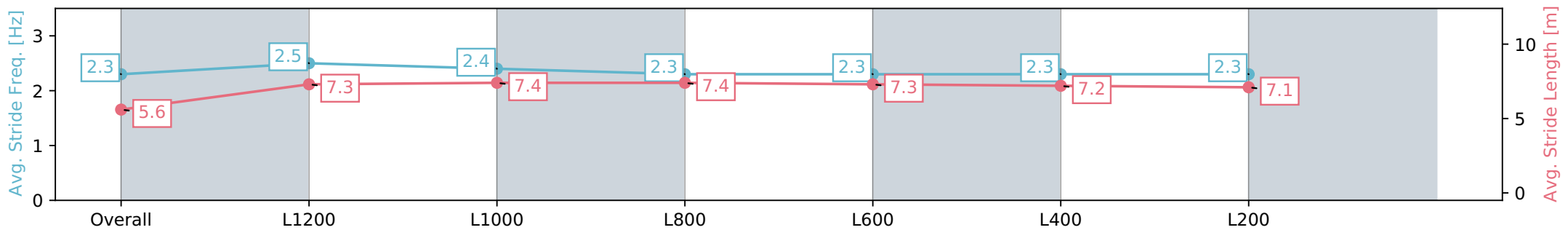
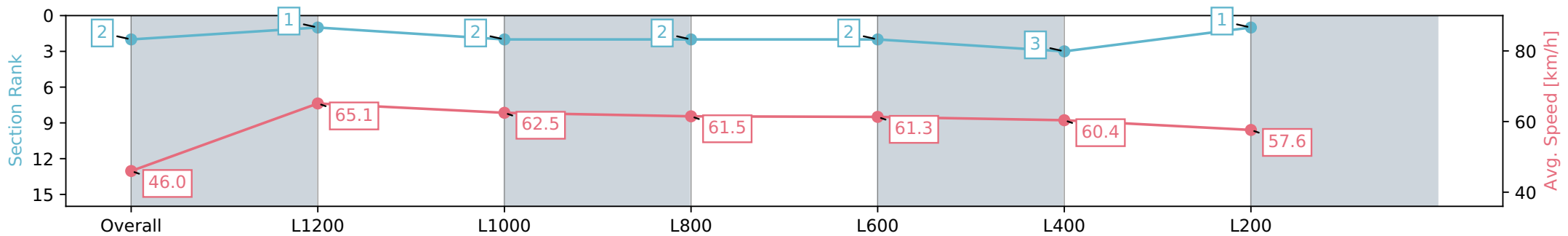
Race 7: Sportsbet Jockey Watch CG&E Rating 0-56  
Handicap - 1400m

24 July 2024 - 3:05PM

Track Rating: Soft 5, Weather: Overcast, Rail Position: +5.5m 1200m  
Chute, +8.5m Remainder



Section	Overall	L1200	L1000	L800	L600	L400	L200
Section Times	1:26.80 [2] (0:15.67)	1:11.13 [1] (0:11.14)	0:59.99 [2] (0:11.70)	0:48.29 [2] (0:11.89)	0:36.40 [2] (0:11.96)	0:24.44 [3] (0:11.95)	0:12.49 [1] (0:12.49)
Average Speed [km/h]	46.0	65.1	62.5	61.5	61.3	60.4	57.6
Top Speed [km/h]	65.2	66.4	64.2	62.2	62.0	61.6	58.1
Avg. Dist. to Rail [m]	10.9	4.7	3.1	3.1	4.8	6.9	8.9
Avg. Stride Freq. [Hz]	2.3	2.5	2.4	2.3	2.3	2.3	2.3
Avg. Stride Length [m]	5.6	7.3	7.4	7.4	7.3	7.2	7.1



Report Created: Wed 24 July 2024 16:08:14 GMT+10 (Note: Timing is based on positional data)

- [ ] Ranking at each section and finish
- :-:- No data available at this section
- NA No data available

Horse/Jockey Name	GARRIRE/Ivy Lam
Finish Rank	3
Fastest Section Time (Section)	0:11.23 (L1200)
Top Speed [km/h] (Section)	65.1 (Overall)
Race State	Finished



Thomas Farms RC Murray Bridge SA - Professional

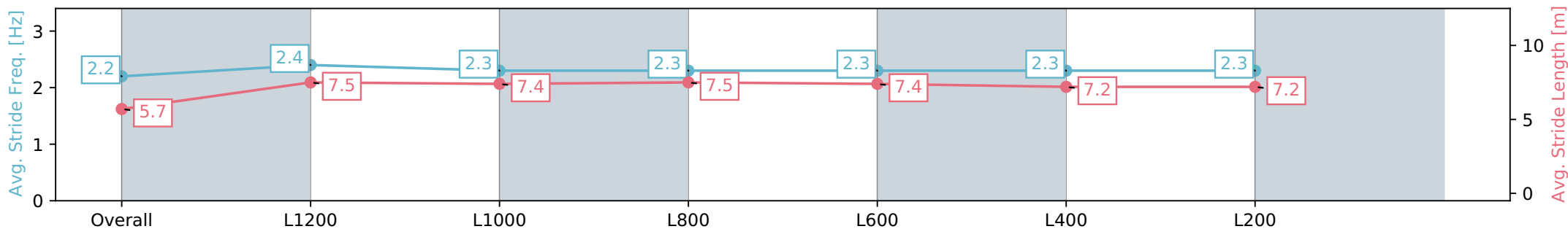
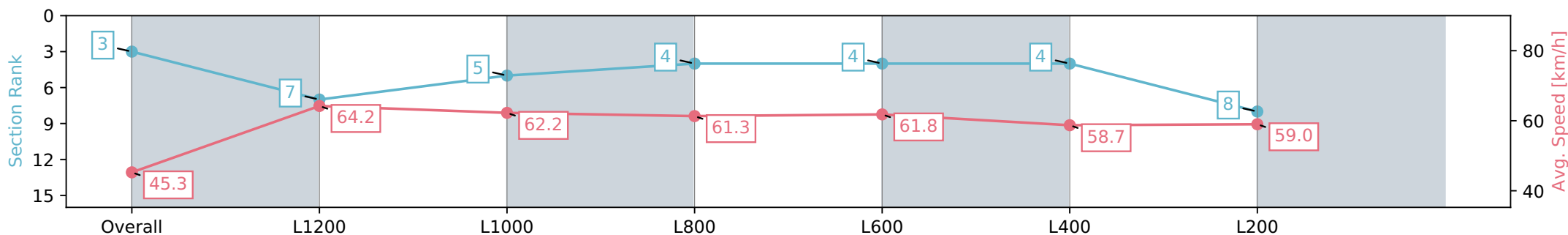
Race 7: Sportsbet Jockey Watch CG&E Rating 0-56  
Handicap - 1400m

24 July 2024 - 3:05PM

Track Rating: Soft 5, Weather: Overcast, Rail Position: +5.5m 1200m  
Chute, +8.5m Remainder



Section	Overall	L1200	L1000	L800	L600	L400	L200
Section Times	1:26.90 [3] (0:15.90)	1:11.00 [7] (0:11.23)	0:59.77 [5] (0:11.61)	0:48.16 [4] (0:11.90)	0:36.26 [4] (0:11.80)	0:24.46 [4] (0:12.26)	0:12.20 [8] (0:12.20)
Average Speed [km/h]	45.3	64.2	62.2	61.3	61.8	58.7	59.0
Top Speed [km/h]	64.2	65.1	63.8	62.6	62.6	60.9	59.8
Avg. Dist. to Rail [m]	3.4	0.3	1.2	2.6	3.1	4.7	5.7
Avg. Stride Freq. [Hz]	2.2	2.4	2.3	2.3	2.3	2.3	2.3
Avg. Stride Length [m]	5.7	7.5	7.4	7.5	7.4	7.2	7.2



- [ ] Ranking at each section and finish
- :-:- No data available at this section
- NA No data available

Horse/Jockey Name	STONEFIELD/Anna Jordsjo
Finish Rank	4
Fastest Section Time (Section)	0:11.22 (L1200)
Top Speed [km/h] (Section)	64.5 (Overall)
Race State	Finished



### Thomas Farms RC Murray Bridge SA - Professional

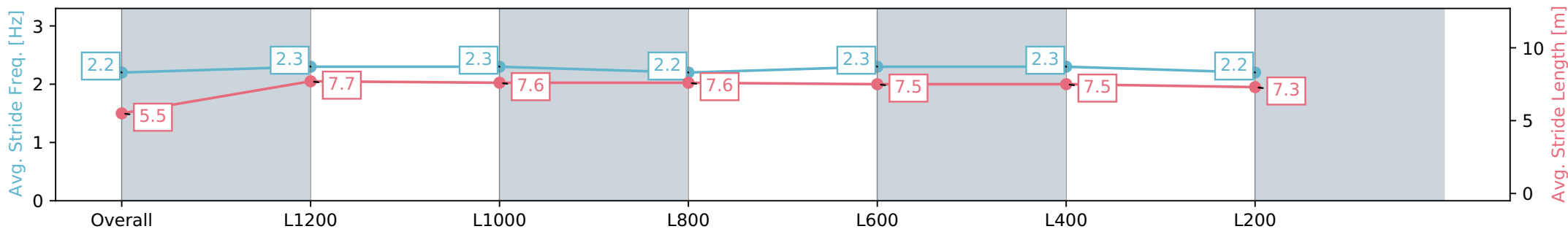
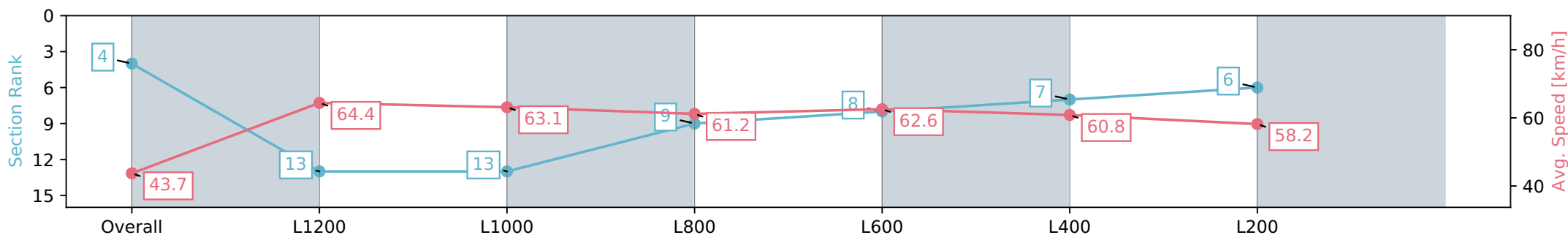
Race 7: Sportsbet Jockey Watch CG&E Rating 0-56  
Handicap - 1400m

24 July 2024 - 3:05PM

Track Rating: Soft 5, Weather: Overcast, Rail Position: +5.5m 1200m  
Chute, +8.5m Remainder



Section	Overall	L1200	L1000	L800	L600	L400	L200
Section Times	1:26.98 [4] (0:16.48)	1:10.50 [13] (0:11.22)	0:59.28 [13] (0:11.48)	0:47.80 [9] (0:11.87)	0:35.93 [8] (0:11.72)	0:24.21 [7] (0:11.84)	0:12.37 [6] (0:12.37)
Average Speed [km/h]	43.7	64.4	63.1	61.2	62.6	60.8	58.2
Top Speed [km/h]	63.4	64.5	64.2	63.6	63.6	61.9	59.4
Avg. Dist. to Rail [m]	8.3	1.9	1.6	1.7	4.5	8.9	11.2
Avg. Stride Freq. [Hz]	2.2	2.3	2.3	2.2	2.3	2.3	2.2
Avg. Stride Length [m]	5.5	7.7	7.6	7.6	7.5	7.5	7.3



Report Created: Wed 24 July 2024 16:08:19 GMT+10 (Note: Timing is based on positional data)

- [ ] Ranking at each section and finish
- :-:- No data available at this section
- NA No data available



Horse/Jockey Name	COWLEY'S CREEK/Jade Doyle
Finish Rank	5
Fastest Section Time (Section)	0:11.28 (L1200)
Top Speed [km/h] (Section)	65.2 (Overall)
Race State	Finished



### Thomas Farms RC Murray Bridge SA - Professional

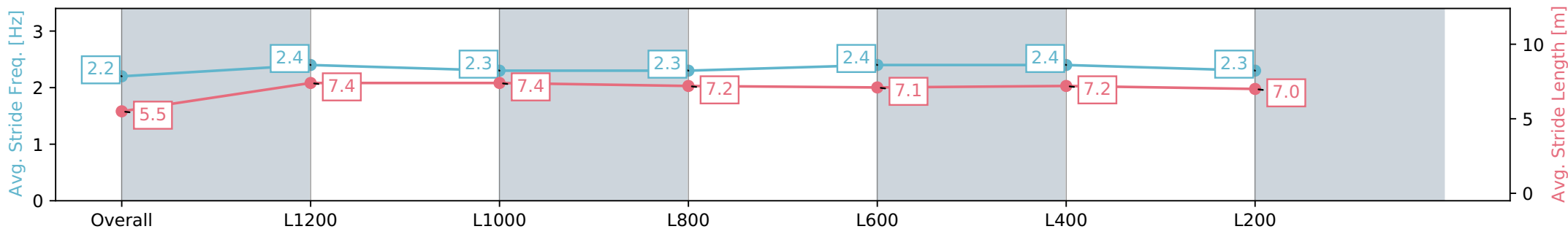
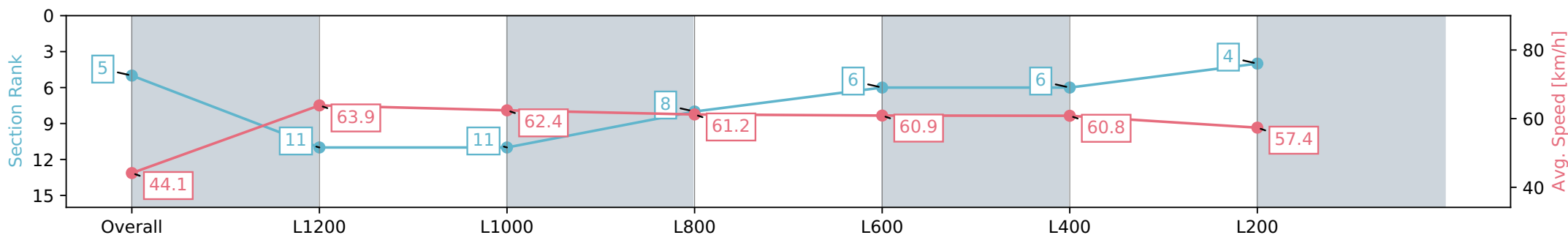
Race 7: Sportsbet Jockey Watch CG&E Rating 0-56  
Handicap - 1400m

24 July 2024 - 3:05PM

Track Rating: Soft 5, Weather: Overcast, Rail Position: +5.5m 1200m  
Chute, +8.5m Remainder



Section	Overall	L1200	L1000	L800	L600	L400	L200
Section Times	1:27.09 [5] (0:16.31)	1:10.78 [11] (0:11.28)	0:59.49 [11] (0:11.54)	0:47.95 [8] (0:11.69)	0:36.26 [6] (0:11.87)	0:24.39 [6] (0:11.84)	0:12.55 [4] (0:12.55)
Average Speed [km/h]	44.1	63.9	62.4	61.2	60.9	60.8	57.4
Top Speed [km/h]	64.1	65.2	63.6	62.2	61.9	63.2	59.6
Avg. Dist. to Rail [m]	5.0	1.0	0.4	1.3	1.6	7.3	9.7
Avg. Stride Freq. [Hz]	2.2	2.4	2.3	2.3	2.4	2.4	2.3
Avg. Stride Length [m]	5.5	7.4	7.4	7.2	7.1	7.2	7.0



- [ ] Ranking at each section and finish
- :-:- No data available at this section
- NA No data available

Horse/Jockey Name	FOREVER WAITING/Kayla Crowther
Finish Rank	6
Fastest Section Time (Section)	0:11.42 (L1200)
Top Speed [km/h] (Section)	65.7 (Overall)
Race State	Finished



### Thomas Farms RC Murray Bridge SA - Professional

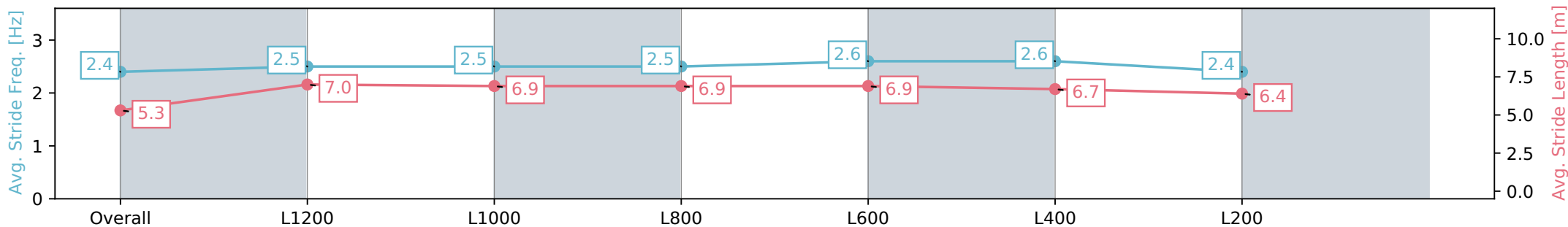
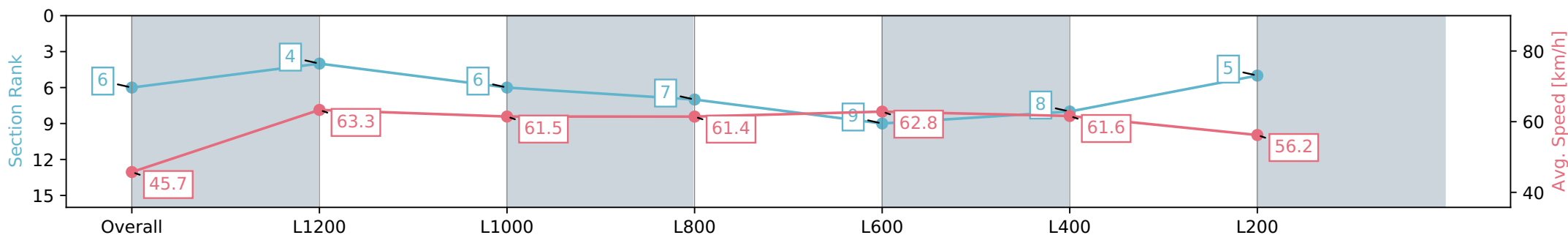
Race 7: Sportsbet Jockey Watch CG&E Rating 0-56  
Handicap - 1400m

24 July 2024 - 3:05PM

Track Rating: Soft 5, Weather: Overcast, Rail Position: +5.5m 1200m  
Chute, +8.5m Remainder



Section	Overall	L1200	L1000	L800	L600	L400	L200
Section Times	1:27.35 [6] (0:15.75)	1:11.60 [4] (0:11.42)	1:00.18 [6] (0:11.96)	0:48.22 [7] (0:11.93)	0:36.29 [9] (0:11.82)	0:24.47 [8] (0:11.69)	0:12.78 [5] (0:12.78)
Average Speed [km/h]	45.7	63.3	61.5	61.4	62.8	61.6	56.2
Top Speed [km/h]	65.7	65.7	62.4	62.1	63.9	63.9	58.7
Avg. Dist. to Rail [m]	7.1	3.8	4.1	3.7	7.7	11.3	11.9
Avg. Stride Freq. [Hz]	2.4	2.5	2.5	2.5	2.6	2.6	2.4
Avg. Stride Length [m]	5.3	7.0	6.9	6.9	6.9	6.7	6.4



- [ ] Ranking at each section and finish
- :-:- No data available at this section
- NA No data available

Horse/Jockey Name	OBI/Brooke King
Finish Rank	7
Fastest Section Time (Section)	0:10.95 (L1200)
Top Speed [km/h] (Section)	67.4 (Overall)
Race State	Finished



### Thomas Farms RC Murray Bridge SA - Professional

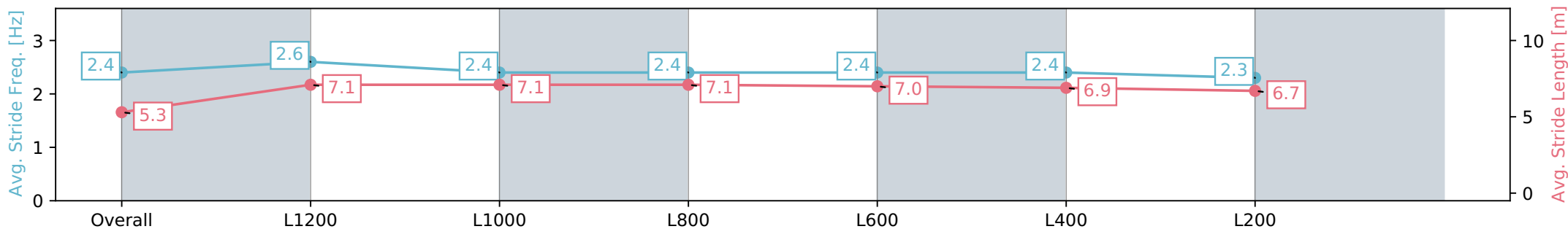
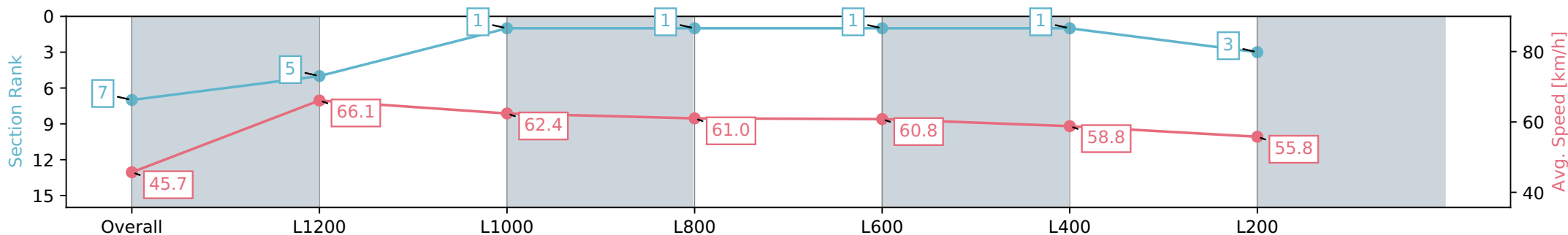
Race 7: Sportsbet Jockey Watch CG&E Rating 0-56  
Handicap - 1400m

24 July 2024 - 3:05PM

Track Rating: Soft 5, Weather: Overcast, Rail Position: +5.5m 1200m  
Chute, +8.5m Remainder



Section	Overall	L1200	L1000	L800	L600	L400	L200
Section Times	1:27.38 [7] (0:15.78)	1:11.60 [5] (0:10.95)	1:00.65 [1] (0:11.61)	0:49.04 [1] (0:11.91)	0:37.13 [1] (0:11.97)	0:25.16 [1] (0:12.24)	0:12.92 [3] (0:12.92)
Average Speed [km/h]	45.7	66.1	62.4	61.0	60.8	58.8	55.8
Top Speed [km/h]	66.8	67.4	64.6	61.8	62.6	60.6	57.5
Avg. Dist. to Rail [m]	9.7	4.9	1.2	1.9	2.6	4.3	7.0
Avg. Stride Freq. [Hz]	2.4	2.6	2.4	2.4	2.4	2.4	2.3
Avg. Stride Length [m]	5.3	7.1	7.1	7.1	7.0	6.9	6.7



- [ ] Ranking at each section and finish
- :-:- No data available at this section
- NA No data available

Horse/Jockey Name	BENZ BARON/Margaret Collett
Finish Rank	8
Fastest Section Time (Section)	0:11.50 (L1200)
Top Speed [km/h] (Section)	64.0 (Overall)
Race State	Finished



Thomas Farms RC Murray Bridge SA - Professional

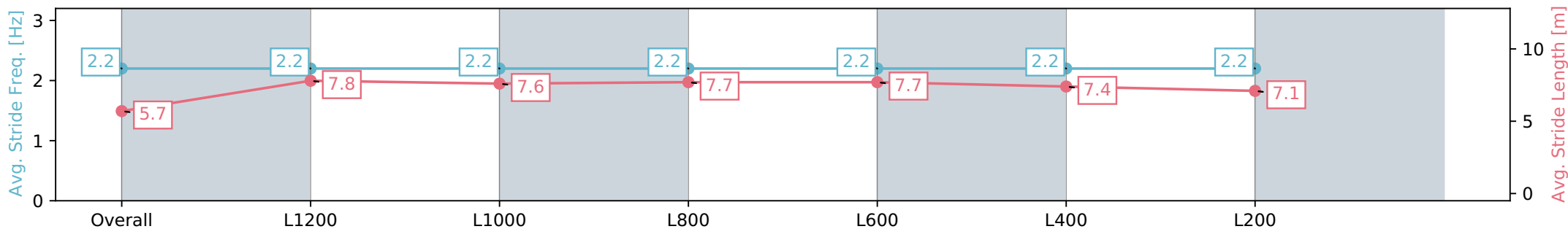
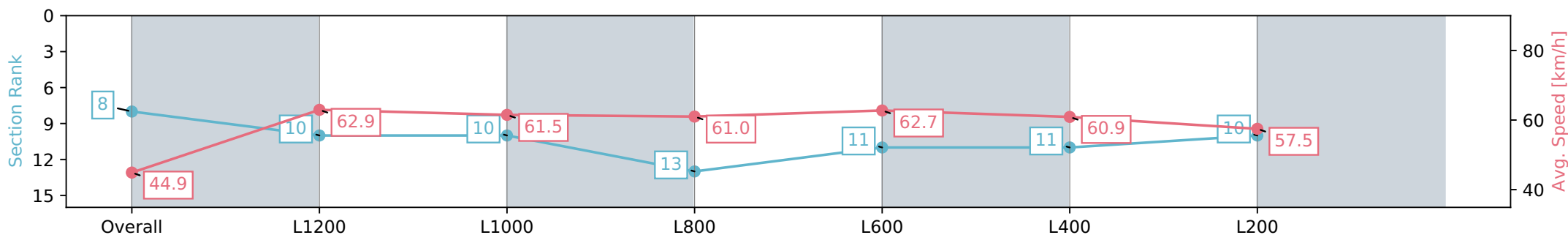
Race 7: Sportsbet Jockey Watch CG&E Rating 0-56  
Handicap - 1400m

24 July 2024 - 3:05PM

Track Rating: Soft 5, Weather: Overcast, Rail Position: +5.5m 1200m  
Chute, +8.5m Remainder



Section	Overall	L1200	L1000	L800	L600	L400	L200
Section Times	1:27.43 [8] (0:16.07)	1:11.36 [10] (0:11.50)	0:59.86 [10] (0:11.91)	0:47.95 [13] (0:11.96)	0:35.99 [11] (0:11.63)	0:24.36 [11] (0:11.83)	0:12.53 [10] (0:12.53)
Average Speed [km/h]	44.9	62.9	61.5	61.0	62.7	60.9	57.5
Top Speed [km/h]	63.6	64.0	62.3	63.3	63.6	62.4	59.2
Avg. Dist. to Rail [m]	7.5	3.9	3.6	2.6	3.6	6.8	9.0
Avg. Stride Freq. [Hz]	2.2	2.2	2.2	2.2	2.2	2.2	2.2
Avg. Stride Length [m]	5.7	7.8	7.6	7.7	7.7	7.4	7.1



- [ ] Ranking at each section and finish
- :-:- No data available at this section
- NA No data available

Horse/Jockey Name	FIGHT FOR FREEDOM/Alana Livesey
Finish Rank	9
Fastest Section Time (Section)	0:11.28 (L1200)
Top Speed [km/h] (Section)	64.8 (Overall)
Race State	Finished



Thomas Farms RC Murray Bridge SA - Professional

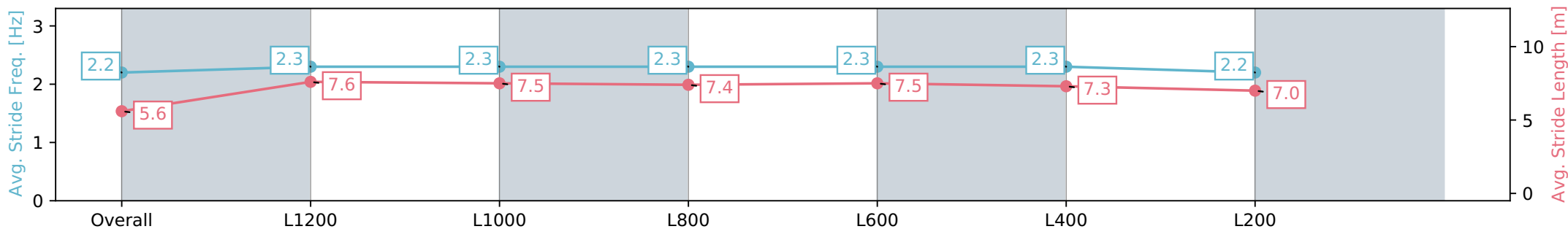
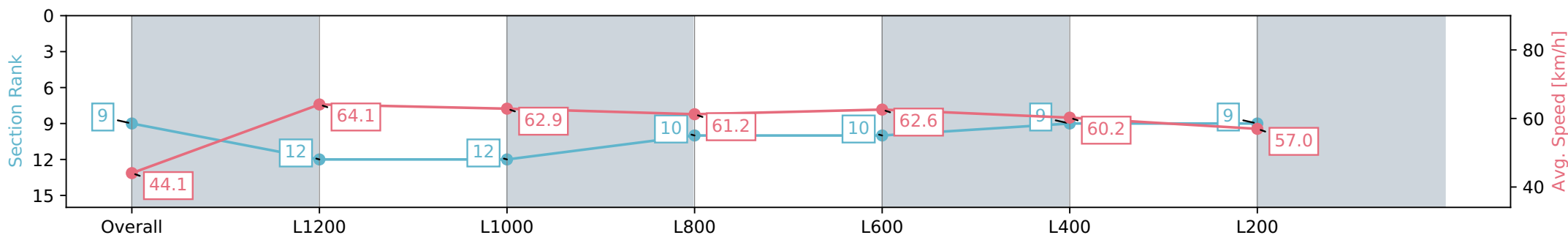
Race 7: Sportsbet Jockey Watch CG&E Rating 0-56  
Handicap - 1400m

24 July 2024 - 3:05PM

Track Rating: Soft 5, Weather: Overcast, Rail Position: +5.5m 1200m  
Chute, +8.5m Remainder



Section	Overall	L1200	L1000	L800	L600	L400	L200
Section Times	1:27.52 [9] (0:16.34)	1:11.18 [12] (0:11.28)	0:59.89 [12] (0:11.60)	0:48.29 [10] (0:11.94)	0:36.35 [10] (0:11.78)	0:24.57 [9] (0:11.95)	0:12.62 [9] (0:12.62)
Average Speed [km/h]	44.1	64.1	62.9	61.2	62.6	60.2	57.0
Top Speed [km/h]	63.0	64.8	64.6	62.8	63.4	62.4	58.4
Avg. Dist. to Rail [m]	9.5	2.5	2.7	2.9	6.0	10.2	10.6
Avg. Stride Freq. [Hz]	2.2	2.3	2.3	2.3	2.3	2.3	2.2
Avg. Stride Length [m]	5.6	7.6	7.5	7.4	7.5	7.3	7.0



- [ ] Ranking at each section and finish
- :-:- No data available at this section
- NA No data available

Horse/Jockey Name	SPITFIRE SUN/Dylan Caboche
Finish Rank	10
Fastest Section Time (Section)	0:11.33 (L1200)
Top Speed [km/h] (Section)	65.8 (Overall)
Race State	Finished



### Thomas Farms RC Murray Bridge SA - Professional

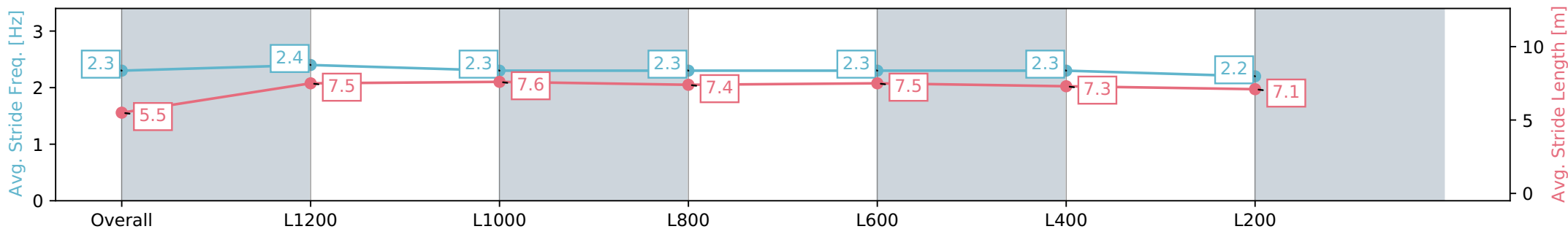
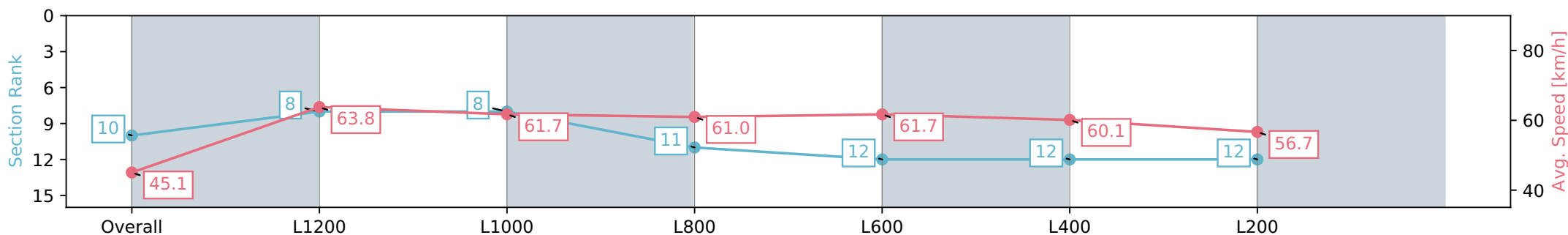
Race 7: Sportsbet Jockey Watch CG&E Rating 0-56  
Handicap - 1400m

24 July 2024 - 3:05PM

Track Rating: Soft 5, Weather: Overcast, Rail Position: +5.5m 1200m  
Chute, +8.5m Remainder



Section	Overall	L1200	L1000	L800	L600	L400	L200
Section Times	1:28.06 [10] (0:16.02)	1:12.04 [8] (0:11.33)	1:00.71 [8] (0:11.95)	0:48.76 [11] (0:12.15)	0:36.61 [12] (0:11.94)	0:24.67 [12] (0:11.98)	0:12.69 [12] (0:12.69)
Average Speed [km/h]	45.1	63.8	61.7	61.0	61.7	60.1	56.7
Top Speed [km/h]	64.5	65.8	62.3	62.4	62.6	60.9	59.5
Avg. Dist. to Rail [m]	7.5	3.6	4.6	5.8	5.8	7.4	9.9
Avg. Stride Freq. [Hz]	2.3	2.4	2.3	2.3	2.3	2.3	2.2
Avg. Stride Length [m]	5.5	7.5	7.6	7.4	7.5	7.3	7.1



- [ ] Ranking at each section and finish
- :-:- No data available at this section
- NA No data available

Horse/Jockey Name	NOVUS ACTUS/Caitlin Tootell
Finish Rank	11
Fastest Section Time (Section)	0:11.28 (L1200)
Top Speed [km/h] (Section)	65.2 (Overall)
Race State	Finished



### Thomas Farms RC Murray Bridge SA - Professional

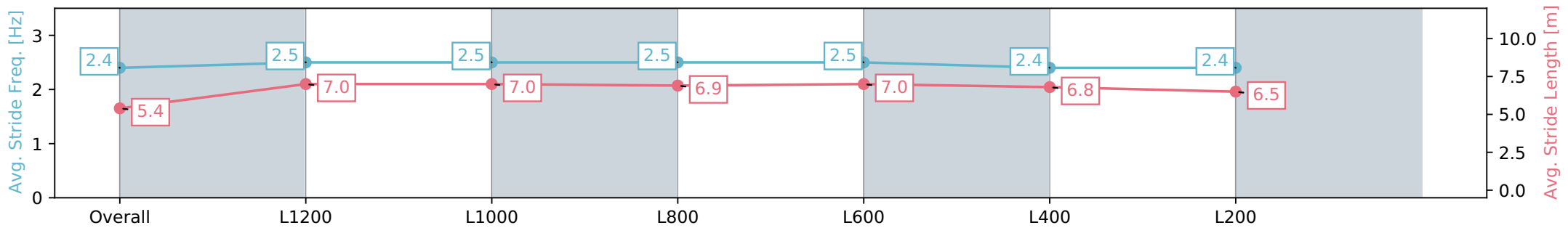
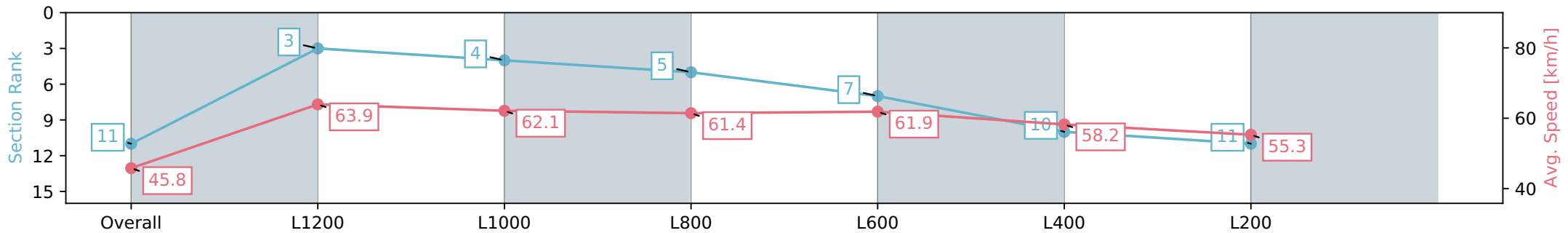
Race 7: Sportsbet Jockey Watch CG&E Rating 0-56  
Handicap - 1400m

24 July 2024 - 3:05PM

Track Rating: Soft 5, Weather: Overcast, Rail Position: +5.5m 1200m  
Chute, +8.5m Remainder



Section	Overall	L1200	L1000	L800	L600	L400	L200
Section Times	1:28.35 [11] (0:15.73)	1:12.62 [3] (0:11.28)	1:01.33 [4] (0:11.86)	0:49.47 [5] (0:12.08)	0:37.39 [7] (0:12.01)	0:25.38 [10] (0:12.38)	0:13.00 [11] (0:13.00)
Average Speed [km/h]	45.8	63.9	62.1	61.4	61.9	58.2	55.3
Top Speed [km/h]	65.2	65.2	63.1	62.6	62.8	62.2	58.3
Avg. Dist. to Rail [m]	5.2	2.3	4.6	6.0	7.9	11.6	12.4
Avg. Stride Freq. [Hz]	2.4	2.5	2.5	2.5	2.5	2.4	2.4
Avg. Stride Length [m]	5.4	7.0	7.0	6.9	7.0	6.8	6.5



- [ ] Ranking at each section and finish
- :-:- No data available at this section
- NA No data available

Horse/Jockey Name	BASE OF FIRE/Jake Toeroek
Finish Rank	12
Fastest Section Time (Section)	0:11.13 (L1200)
Top Speed [km/h] (Section)	66.0 (Overall)
Race State	Finished



Thomas Farms RC Murray Bridge SA - Professional

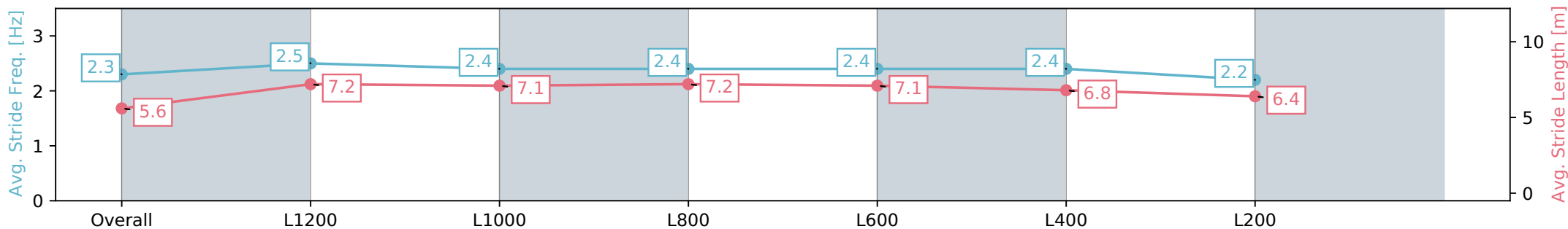
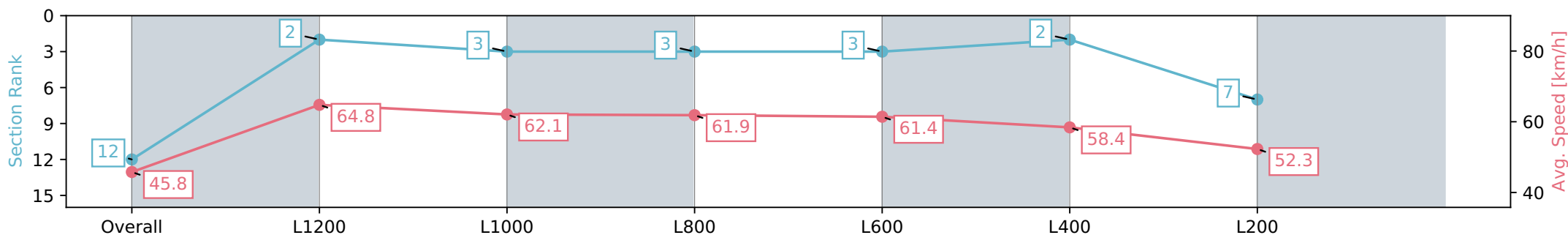
Race 7: Sportsbet Jockey Watch CG&E Rating 0-56  
Handicap - 1400m

24 July 2024 - 3:05PM

Track Rating: Soft 5, Weather: Overcast, Rail Position: +5.5m 1200m  
Chute, +8.5m Remainder



Section	Overall	L1200	L1000	L800	L600	L400	L200
Section Times	1:28.41 [12] (0:15.73)	1:12.68 [2] (0:11.13)	1:01.55 [3] (0:11.76)	0:49.79 [3] (0:11.82)	0:37.97 [3] (0:11.88)	0:26.09 [2] (0:12.32)	0:13.77 [7] (0:13.77)
Average Speed [km/h]	45.8	64.8	62.1	61.9	61.4	58.4	52.3
Top Speed [km/h]	65.1	66.0	64.1	62.8	62.4	60.8	55.7
Avg. Dist. to Rail [m]	4.5	0.8	2.8	2.9	3.5	5.9	6.8
Avg. Stride Freq. [Hz]	2.3	2.5	2.4	2.4	2.4	2.4	2.2
Avg. Stride Length [m]	5.6	7.2	7.1	7.2	7.1	6.8	6.4



- [ ] Ranking at each section and finish
- :-:- No data available at this section
- NA No data available



Horse/Jockey Name	PROJECT GUTENBERG/Sairyn Fawke
Finish Rank	13
Fastest Section Time (Section)	0:11.56 (L1200)
Top Speed [km/h] (Section)	64.0 (Overall)
Race State	Finished



Thomas Farms RC Murray Bridge SA - Professional

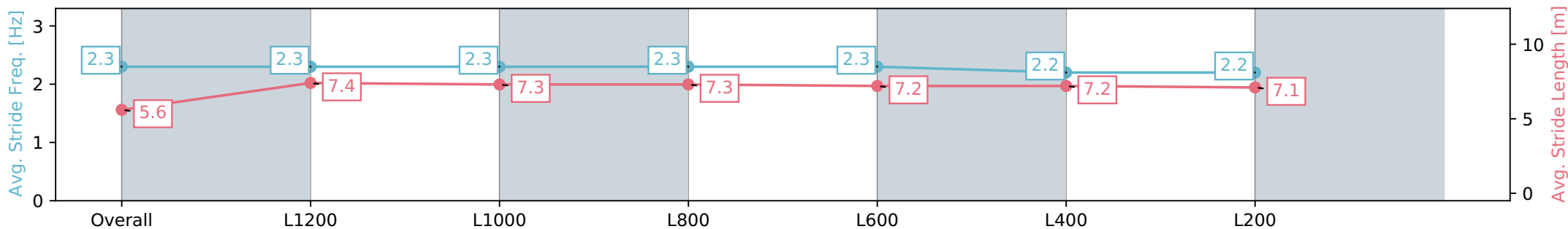
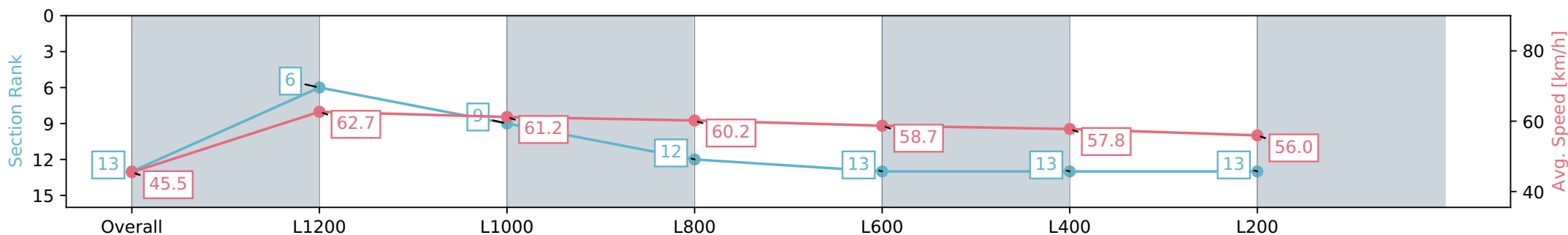
Race 7: Sportsbet Jockey Watch CG&E Rating 0-56  
Handicap - 1400m

24 July 2024 - 3:05PM

Track Rating: Soft 5, Weather: Overcast, Rail Position: +5.5m 1200m  
Chute, +8.5m Remainder



Section	Overall	L1200	L1000	L800	L600	L400	L200
Section Times	1:29.60 [13] (0:15.84)	1:13.76 [6] (0:11.56)	1:02.19 [9] (0:12.00)	0:50.19 [12] (0:12.27)	0:37.92 [13] (0:12.60)	0:25.32 [13] (0:12.45)	0:12.87 [13] (0:12.87)
Average Speed [km/h]	45.5	62.7	61.2	60.2	58.7	57.8	56.0
Top Speed [km/h]	64.0	63.9	61.8	61.4	60.1	58.5	57.0
Avg. Dist. to Rail [m]	9.9	5.0	4.1	5.0	6.9	10.5	11.1
Avg. Stride Freq. [Hz]	2.3	2.3	2.3	2.3	2.3	2.2	2.2
Avg. Stride Length [m]	5.6	7.4	7.3	7.3	7.2	7.2	7.1



- [ ] Ranking at each section and finish
- :-:- No data available at this section
- NA No data available