



RACINGSA

Thomas Farms RC Murray Bridge SA

Race 10: Mckechnie Concreting Handicap - 1100m

13 July 2024 - 4:36PM



Murray Bridge
Racing Club

Track Rating: Soft 5, Weather: Fine, Rail Position: +2m 1200m Chute, +5m Remainder

Section Field Times							Overall	L1000	L800	L600	L400	L200		
							1:05.79 (0:08.68)	0:57.12 (0:10.71)	0:46.40 (0:10.86)	0:35.54 (0:11.24)	0:24.30 (0:11.89)	0:12.41 (0:12.41)		
Position	#	Horse/Jockey	Barrier	Top Speed [km/h]	Fastest Section	First 400m						Margin	Distance Travelled From Winner [m]	
1	12	THE GUAVA Justin Potter	7	67.8 1000-800	0:10.91 800-600	0:25.55	1:05.79 (0:09.19)	0:56.60 [7] (0:10.96)	0:45.64 [8] (0:10.91)	0:34.73 [7] (0:11.38)	0:23.35 [6] (0:11.23)	0:12.12 [2] (0:12.12)	1:05.79	
2	10	JEAN VALJEAN Lachlan Neindorf	12	68.6 1000-800	0:10.93 800-600	0:25.75	1:05.84 (0:09.36)	0:56.48 [11] (0:11.11)	0:45.37 [11] (0:10.93)	0:34.44 [10] (0:11.33)	0:23.11 [11] (0:11.13)	0:11.98 [5] (0:11.98)	0.3L	+6
3	2	CLASSY KENNY Samuel Payne	18	68.6 1000-800	0:11.00 800-600	0:25.76	1:05.85 (0:09.20)	0:56.65 [8] (0:11.20)	0:45.45 [10] (0:11.00)	0:34.45 [11] (0:11.26)	0:23.19 [8] (0:11.21)	0:11.98 [6] (0:11.98)	0.4L	+2
4	5	BALLON D'OR Kayla Crowther	5	67.2 1000-800	0:11.04 800-600	0:25.90	1:05.99 (0:09.40)	0:56.59 [12] (0:11.10)	0:45.49 [12] (0:11.04)	0:34.45 [12] (0:11.30)	0:23.15 [12] (0:11.23)	0:11.92 [11] (0:11.92)	1.3L	+0
5	8	OLD TIME ROCK Rochelle Milnes	17	68.7 1000-800	0:10.71 1000-800	0:24.75	1:06.11 (0:08.67)	0:57.44 [1] (0:10.71)	0:46.73 [1] (0:10.87)	0:35.86 [1] (0:11.24)	0:24.62 [1] (0:11.88)	0:12.74 [1] (0:12.74)	2.0L	+0
6	7	BUBBLE OVER Callan Murray	4	68.6 1200-1000	0:10.76 1000-800	0:25.35	1:06.23 (0:09.23)	0:57.00 [10] (0:10.76)	0:46.24 [6] (0:10.91)	0:35.33 [6] (0:11.50)	0:23.83 [5] (0:11.43)	0:12.40 [4] (0:12.40)	2.8L	+1
7	6	PORTATION Jade Doyle	10	67.7 1000-800	0:11.03 1000-800	0:25.54	1:06.41 (0:09.03)	0:57.38 [4] (0:11.03)	0:46.35 [7] (0:11.17)	0:35.18 [8] (0:11.40)	0:23.78 [7] (0:11.26)	0:12.52 [7] (0:12.52)	3.9L	+4
8	13	WINNING REVOLUTION Taylor Johnstone	3	66.8 1200-1000	0:11.00 1000-800	0:25.74	1:06.43 (0:09.22)	0:57.21 [9] (0:11.00)	0:46.21 [9] (0:11.08)	0:35.13 [9] (0:11.36)	0:23.77 [9] (0:11.32)	0:12.45 [10] (0:12.45)	4.0L	-1
9	3	BIG DAY OUT Jason Holder	8	68.8 1000-800	0:10.72 1000-800	0:24.97	1:06.45 (0:08.94)	0:57.51 [2] (0:10.72)	0:46.79 [2] (0:10.98)	0:35.81 [2] (0:11.50)	0:24.31 [3] (0:11.77)	0:12.54 [8] (0:12.54)	4.1L	+3
10	9	THE HASS Caitlin Jones	9	68.3 1000-800	0:10.76 1000-800	0:25.13	1:06.66 (0:09.07)	0:57.59 [6] (0:10.76)	0:46.83 [4] (0:10.92)	0:35.91 [3] (0:11.33)	0:24.58 [2] (0:11.71)	0:12.87 [3] (0:12.87)	5.5L	+3

Scratched: Cadboll (#1), Rivkin (#4), Niccolite (#11), Sabermetric (#16), Shez Betty (#18)

Report Created: Sat 13 July 2024 17:31:22 GMT+10 (Note: Timing is based on positional data)

- [] Position in running at each section and finish
- # Saddle cloth number
- :-:- No data available at this section
- DNF Did not finish
- NA No data available
- DNT Did not track
- █ Background shading for fastest section



RACINGSA

Thomas Farms RC Murray Bridge SA Race 10: Mckechnie Concreting Handicap - 1100m

13 July 2024 - 4:36PM



Murray Bridge
Racing Club

Track Rating: Soft 5, Weather: Fine, Rail Position: +2m 1200m Chute, +5m Remainder

Section Field Times							Overall	L1000	L800	L600	L400	L200		
							1:05.79 (0:08.68)	0:57.12 (0:10.71)	0:46.40 (0:10.86)	0:35.54 (0:11.24)	0:24.30 (0:11.89)	0:12.41 (0:12.41)		
Position	#	Horse/Jockey	Barrier	Top Speed [km/h]	Fastest Section	First 400m						Margin	Distance Travelled From Winner [m]	
11	14	TOAST THE DEEL	14	68.4	0:10.89	0:26.05	1:06.69	0:57.14 [13]	0:45.94 [13]	0:35.05 [13]	0:23.82 [13]	0:12.37 [12]	5.6L	+0
		Ben Price		1000-800	800-600		(0:09.55)	(0:11.20)	(0:10.89)	(0:11.23)	(0:11.45)	(0:12.37)		
12	15	BRAVEMAN'SGAME	6	68.5	0:10.85	0:25.17	1:06.70	0:57.73 [3]	0:46.88 [3]	0:35.92 [4]	0:24.47 [4]	0:12.77 [9]	5.7L	+1
		Jessica Eaton		1000-800	1000-800		(0:08.97)	(0:10.85)	(0:10.96)	(0:11.45)	(0:11.70)	(0:12.77)		
13	17	GRAND HOST	1	68.7	0:10.86	0:25.21	1:07.52	0:58.47 [5]	0:47.61 [5]	0:36.66 [5]	0:24.82 [10]	0:13.05 [13]	10.9L	-3
		Anna Jordsjo		1000-800	1000-800		(0:09.05)	(0:10.86)	(0:10.95)	(0:11.84)	(0:11.77)	(0:13.05)		

Scratched: Cadboll (#1), Rivkin (#4), Niccolite (#11), Sabermetric (#16), Shez Betty (#18)

- [] Position in running at each section and finish # Saddle cloth number
- :-:- No data available at this section DNF Did not finish
- NA No data available DNT Did not track
- Background shading for fastest section

Horse/Jockey Name	THE GUAVA/Justin Potter
Finish Rank	1
Fastest Section Time (Section)	0:10.91 (L800)
Top Speed [km/h] (Section)	67.8 (L1000)
Race State	Finished



Thomas Farms RC Murray Bridge SA - Professional

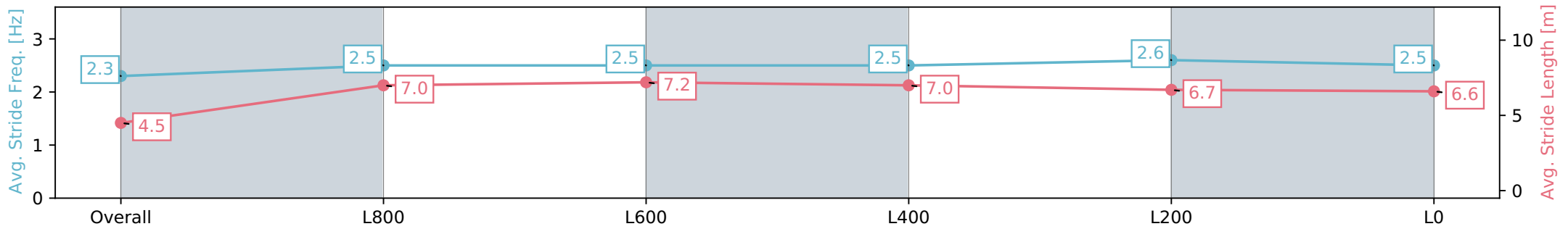
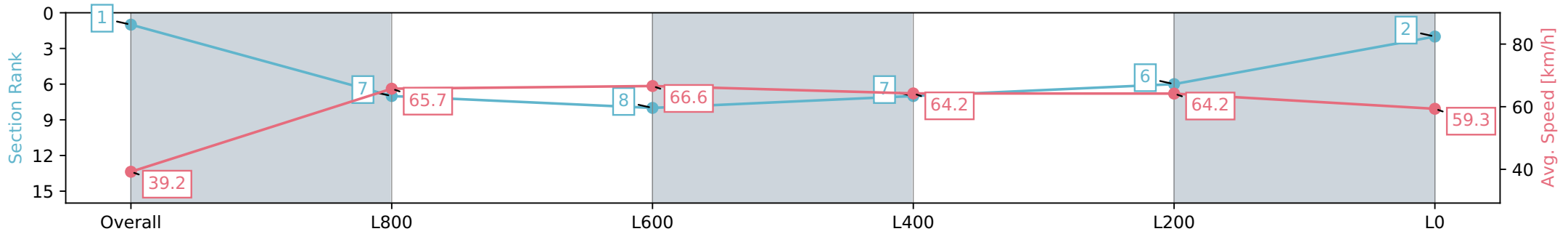
Race 10: Mckechnie Concreting Handicap - 1100m

13 July 2024 - 4:36PM

Track Rating: Soft 5, Weather: Fine, Rail Position: +2m 1200m Chute, +5m Remainder



Section	Overall	L800	L600	L400	L200	L0
Section Times	1:05.79 [1] (0:09.19)	0:56.60 [7] (0:10.96)	0:45.64 [8] (0:10.91)	0:34.73 [7] (0:11.38)	0:23.35 [6] (0:11.23)	0:12.12 [2] (0:12.12)
Average Speed [km/h]	39.2	65.7	66.6	64.2	64.2	59.3
Top Speed [km/h]	62.1	67.3	67.8	65.5	66.0	63.5
Avg. Dist. to Rail [m]	6.2	1.7	3.5	4.0	10.2	9.2
Avg. Stride Freq. [Hz]	2.3	2.5	2.5	2.5	2.6	2.5
Avg. Stride Length [m]	4.5	7.0	7.2	7.0	6.7	6.6



- [] Ranking at each section and finish
- :-:- No data available at this section
- NA No data available

Horse/Jockey Name	JEAN VALJEAN/Lachlan Neindorf
Finish Rank	2
Fastest Section Time (Section)	0:10.93 (L800)
Top Speed [km/h] (Section)	68.6 (L1000)
Race State	Finished



Thomas Farms RC Murray Bridge SA - Professional

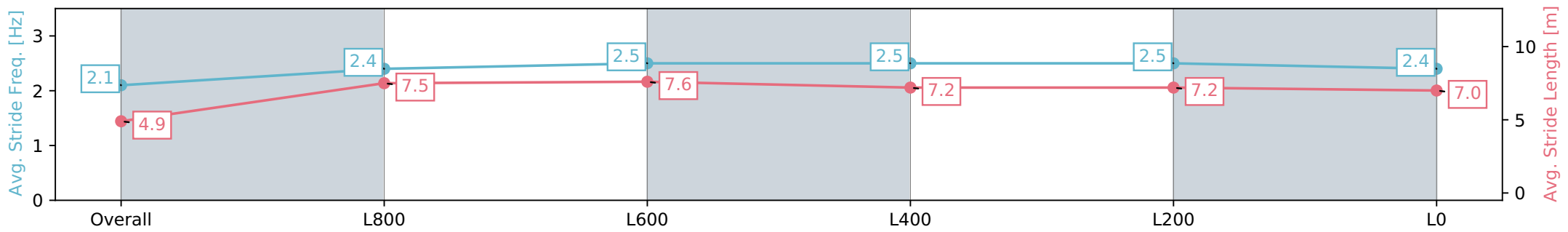
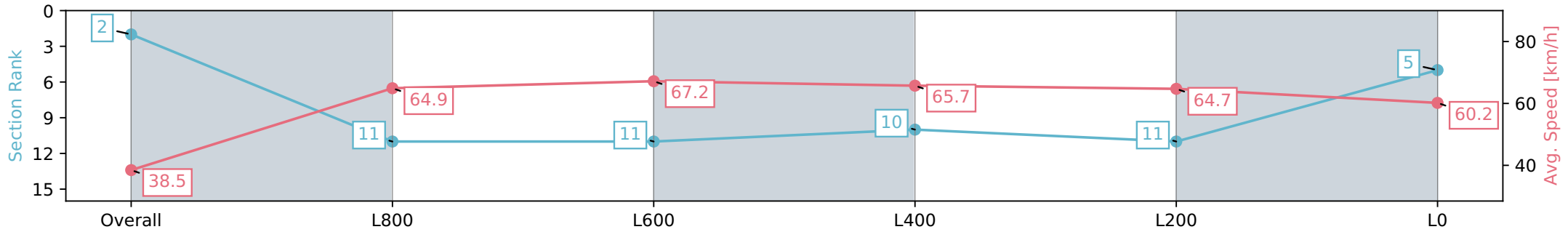
Race 10: Mckechnie Concreting Handicap - 1100m

13 July 2024 - 4:36PM

Track Rating: Soft 5, Weather: Fine, Rail Position: +2m 1200m Chute, +5m Remainder



Section	Overall	L800	L600	L400	L200	L0
Section Times	1:05.84 [2] (0:09.36)	0:56.48 [11] (0:11.11)	0:45.37 [11] (0:10.93)	0:34.44 [10] (0:11.33)	0:23.11 [11] (0:11.13)	0:11.98 [5] (0:11.98)
Average Speed [km/h]	38.5	64.9	67.2	65.7	64.7	60.2
Top Speed [km/h]	63.3	68.0	68.6	67.4	66.7	62.8
Avg. Dist. to Rail [m]	9.0	1.3	5.6	8.6	16.2	14.2
Avg. Stride Freq. [Hz]	2.1	2.4	2.5	2.5	2.5	2.4
Avg. Stride Length [m]	4.9	7.5	7.6	7.2	7.2	7.0



Report Created: Sat 13 July 2024 17:31:27 GMT+10 (Note: Timing is based on positional data)

- [] Ranking at each section and finish
- :-:- No data available at this section
- NA No data available

Horse/Jockey Name	CLASSY KENNY/Samuel Payne
Finish Rank	3
Fastest Section Time (Section)	0:11.00 (L800)
Top Speed [km/h] (Section)	68.6 (L1000)
Race State	Finished



Thomas Farms RC Murray Bridge SA - Professional

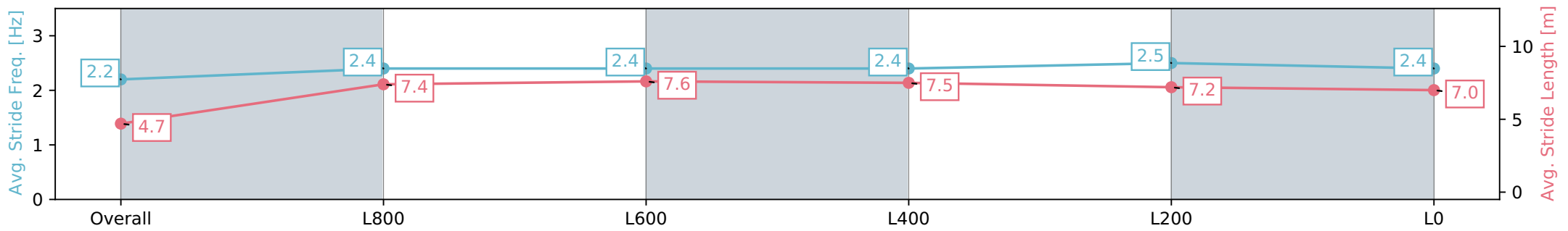
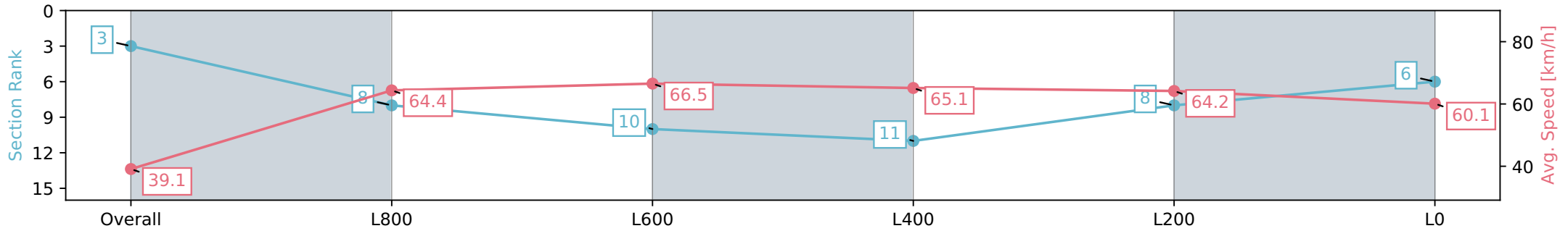
Race 10: Mckechnie Concreting Handicap - 1100m

13 July 2024 - 4:36PM

Track Rating: Soft 5, Weather: Fine, Rail Position: +2m 1200m Chute, +5m Remainder



Section	Overall	L800	L600	L400	L200	L0
Section Times	1:05.85 [3] (0:09.20)	0:56.65 [8] (0:11.20)	0:45.45 [10] (0:11.00)	0:34.45 [11] (0:11.26)	0:23.19 [8] (0:11.21)	0:11.98 [6] (0:11.98)
Average Speed [km/h]	39.1	64.4	66.5	65.1	64.2	60.1
Top Speed [km/h]	60.7	66.0	68.6	66.7	65.3	62.2
Avg. Dist. to Rail [m]	11.5	2.6	4.3	4.9	9.1	9.3
Avg. Stride Freq. [Hz]	2.2	2.4	2.4	2.4	2.5	2.4
Avg. Stride Length [m]	4.7	7.4	7.6	7.5	7.2	7.0



Report Created: Sat 13 July 2024 17:31:30 GMT+10 (Note: Timing is based on positional data)

- [] Ranking at each section and finish
- :-:- No data available at this section
- NA No data available



Horse/Jockey Name	BALLON D'OR/Kayla Crowther
Finish Rank	4
Fastest Section Time (Section)	0:11.04 (L800)
Top Speed [km/h] (Section)	67.2 (L1000)
Race State	Finished



Thomas Farms RC Murray Bridge SA - Professional

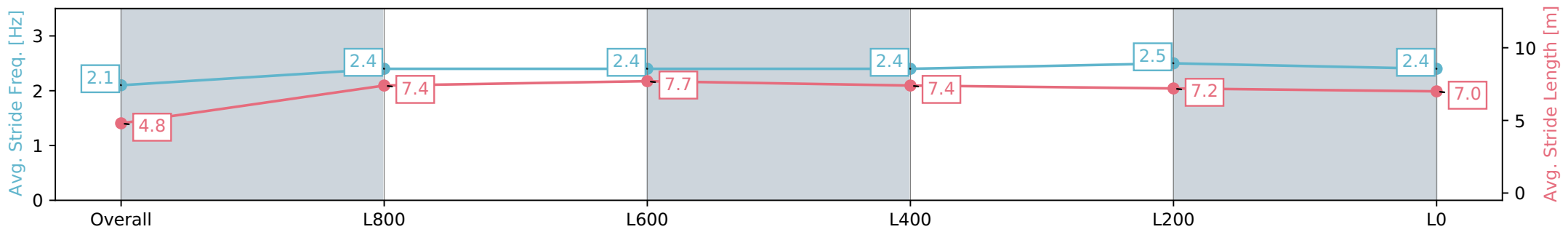
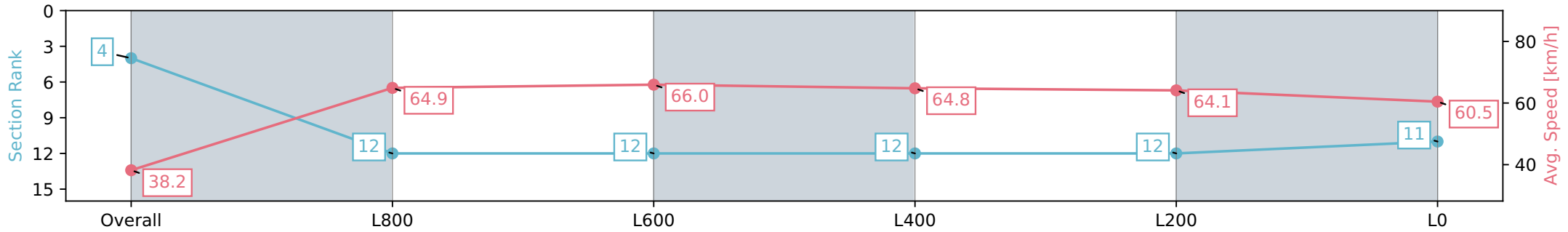
Race 10: Mckechnie Concreting Handicap - 1100m

13 July 2024 - 4:36PM

Track Rating: Soft 5, Weather: Fine, Rail Position: +2m 1200m Chute, +5m Remainder



Section	Overall	L800	L600	L400	L200	L0
Section Times	1:05.99 [4] (0:09.40)	0:56.59 [12] (0:11.10)	0:45.49 [12] (0:11.04)	0:34.45 [12] (0:11.30)	0:23.15 [12] (0:11.23)	0:11.92 [11] (0:11.92)
Average Speed [km/h]	38.2	64.9	66.0	64.8	64.1	60.5
Top Speed [km/h]	61.0	66.8	67.2	66.9	65.9	63.2
Avg. Dist. to Rail [m]	5.4	1.5	2.9	4.3	5.0	2.6
Avg. Stride Freq. [Hz]	2.1	2.4	2.4	2.4	2.5	2.4
Avg. Stride Length [m]	4.8	7.4	7.7	7.4	7.2	7.0



[] Ranking at each section and finish
 -:-:- No data available at this section
 NA No data available

Horse/Jockey Name	OLD TIME ROCK/Rochelle Milnes
Finish Rank	5
Fastest Section Time (Section)	0:10.71 (L1000)
Top Speed [km/h] (Section)	68.7 (L1000)
Race State	Finished



Thomas Farms RC Murray Bridge SA - Professional

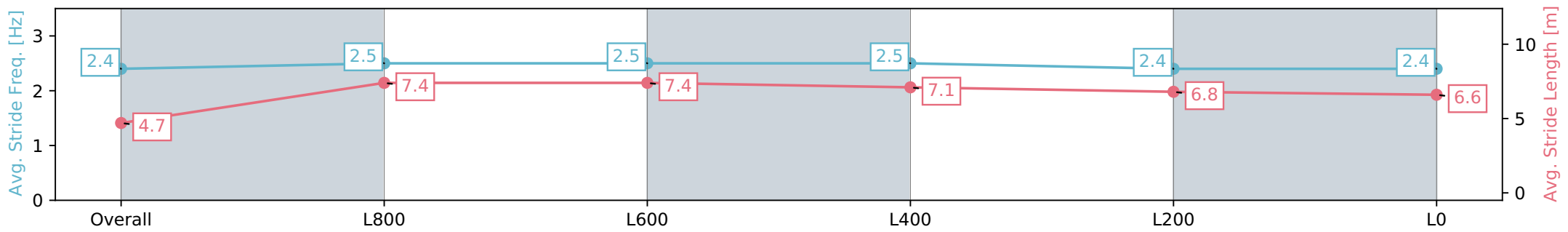
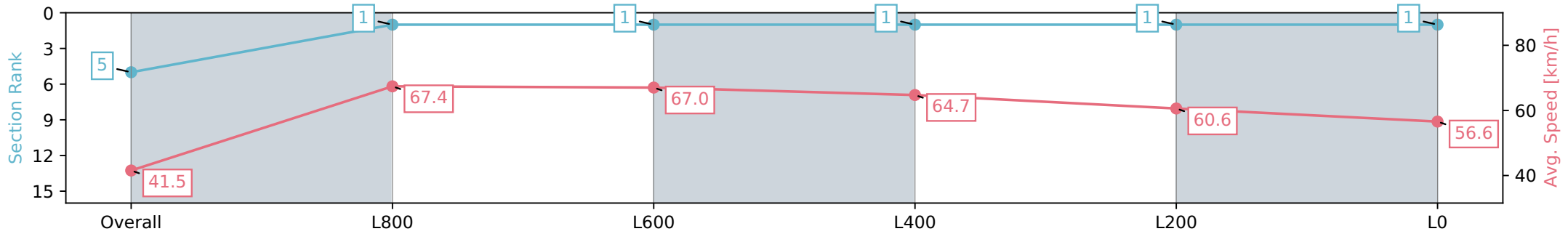
Race 10: Mckechnie Concreting Handicap - 1100m

13 July 2024 - 4:36PM

Track Rating: Soft 5, Weather: Fine, Rail Position: +2m 1200m Chute, +5m Remainder



Section	Overall	L800	L600	L400	L200	L0
Section Times	1:06.11 [5] (0:08.67)	0:57.44 [1] (0:10.71)	0:46.73 [1] (0:10.87)	0:35.86 [1] (0:11.24)	0:24.62 [1] (0:11.88)	0:12.74 [1] (0:12.74)
Average Speed [km/h]	41.5	67.4	67.0	64.7	60.6	56.6
Top Speed [km/h]	65.1	68.4	68.7	66.1	63.5	59.3
Avg. Dist. to Rail [m]	10.4	1.4	3.6	2.6	3.4	3.6
Avg. Stride Freq. [Hz]	2.4	2.5	2.5	2.5	2.4	2.4
Avg. Stride Length [m]	4.7	7.4	7.4	7.1	6.8	6.6



Report Created: Sat 13 July 2024 17:31:35 GMT+10 (Note: Timing is based on positional data)

- [] Ranking at each section and finish
- :-:- No data available at this section
- NA No data available



Horse/Jockey Name	BUBBLE OVER/Callan Murray
Finish Rank	6
Fastest Section Time (Section)	0:10.76 (L1000)
Top Speed [km/h] (Section)	68.6 (Overall)
Race State	Finished



Thomas Farms RC Murray Bridge SA - Professional

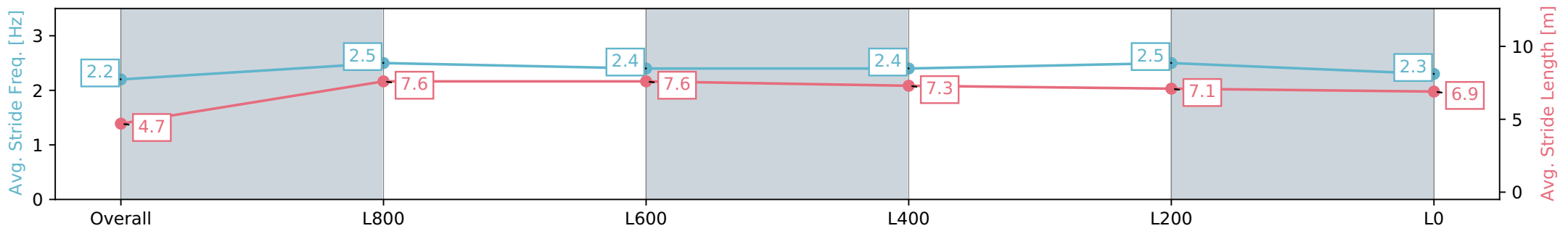
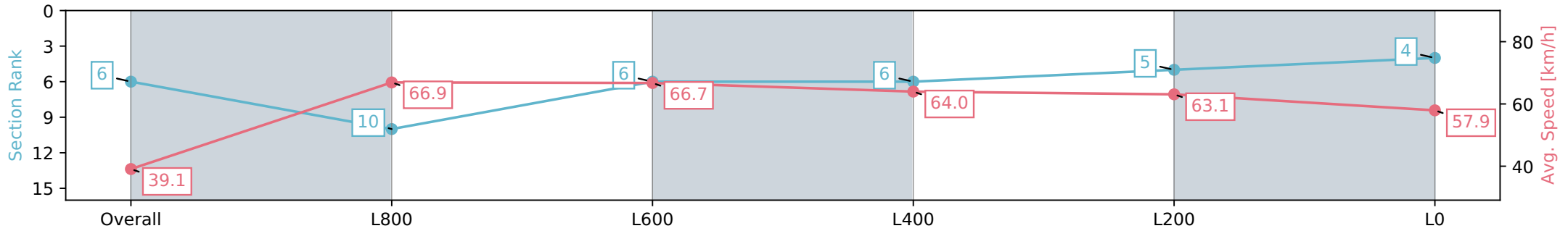
Race 10: Mckechnie Concreting Handicap - 1100m

13 July 2024 - 4:36PM

Track Rating: Soft 5, Weather: Fine, Rail Position: +2m 1200m Chute, +5m Remainder



Section	Overall	L800	L600	L400	L200	L0
Section Times	1:06.23 [6] (0:09.23)	0:57.00 [10] (0:10.76)	0:46.24 [6] (0:10.91)	0:35.33 [6] (0:11.50)	0:23.83 [5] (0:11.43)	0:12.40 [4] (0:12.40)
Average Speed [km/h]	39.1	66.9	66.7	64.0	63.1	57.9
Top Speed [km/h]	62.7	68.6	67.3	65.5	65.3	61.9
Avg. Dist. to Rail [m]	2.8	0.8	3.3	5.4	9.8	9.1
Avg. Stride Freq. [Hz]	2.2	2.5	2.4	2.4	2.5	2.3
Avg. Stride Length [m]	4.7	7.6	7.6	7.3	7.1	6.9



Report Created: Sat 13 July 2024 17:31:37 GMT+10 (Note: Timing is based on positional data)

- [] Ranking at each section and finish
- :-:- No data available at this section
- NA No data available



Horse/Jockey Name	PORTATION/Jade Doyle
Finish Rank	7
Fastest Section Time (Section)	0:11.03 (L1000)
Top Speed [km/h] (Section)	67.7 (L1000)
Race State	Finished



Thomas Farms RC Murray Bridge SA - Professional

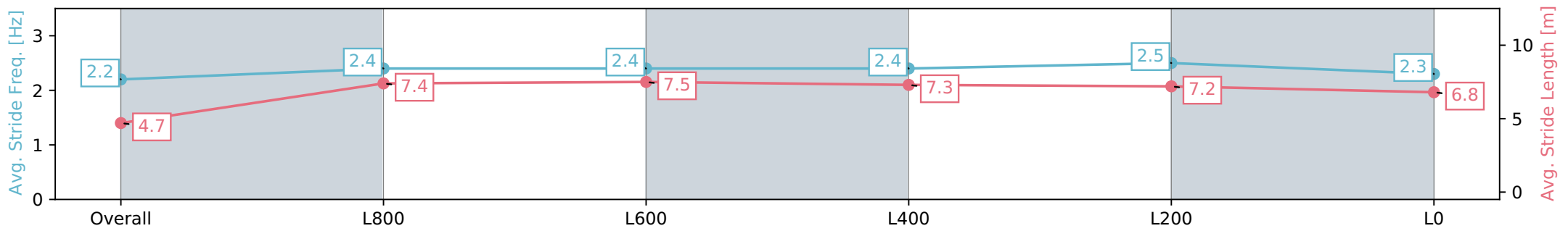
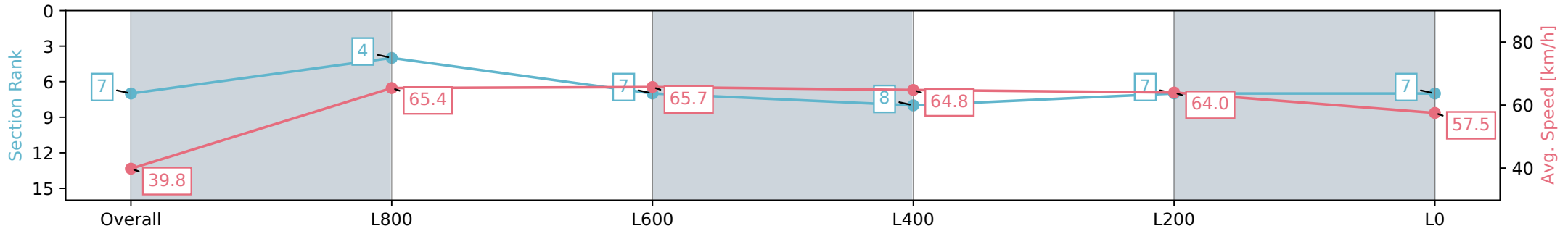
Race 10: Mckechnie Concreting Handicap - 1100m

13 July 2024 - 4:36PM

Track Rating: Soft 5, Weather: Fine, Rail Position: +2m 1200m Chute, +5m Remainder



Section	Overall	L800	L600	L400	L200	L0
Section Times	1:06.41 [7] (0:09.03)	0:57.38 [4] (0:11.03)	0:46.35 [7] (0:11.17)	0:35.18 [8] (0:11.40)	0:23.78 [7] (0:11.26)	0:12.52 [7] (0:12.52)
Average Speed [km/h]	39.8	65.4	65.7	64.8	64.0	57.5
Top Speed [km/h]	63.6	66.8	67.7	66.2	65.9	61.9
Avg. Dist. to Rail [m]	9.6	4.5	5.4	6.8	11.8	12.0
Avg. Stride Freq. [Hz]	2.2	2.4	2.4	2.4	2.5	2.3
Avg. Stride Length [m]	4.7	7.4	7.5	7.3	7.2	6.8



Report Created: Sat 13 July 2024 17:31:40 GMT+10 (Note: Timing is based on positional data)

- [] Ranking at each section and finish
- :-:- No data available at this section
- NA No data available



Horse/Jockey Name	WINNING REVOLUTION/Taylor Johnstone
Finish Rank	8
Fastest Section Time (Section)	0:11.00 (L1000)
Top Speed [km/h] (Section)	66.8 (Overall)
Race State	Finished



Thomas Farms RC Murray Bridge SA - Professional

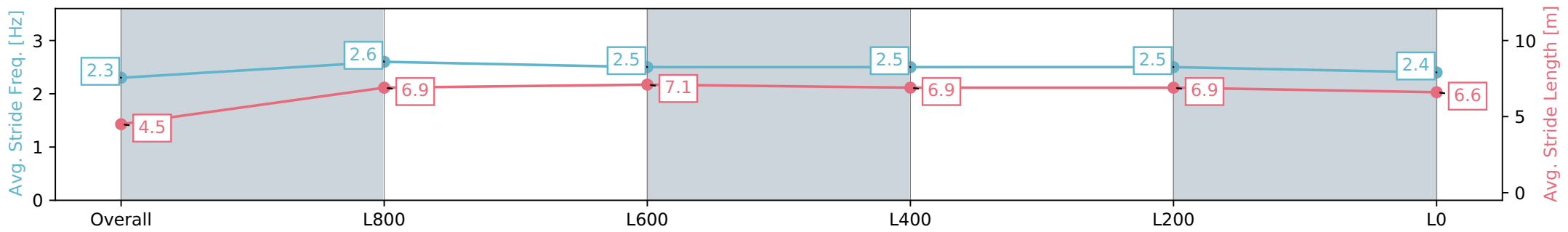
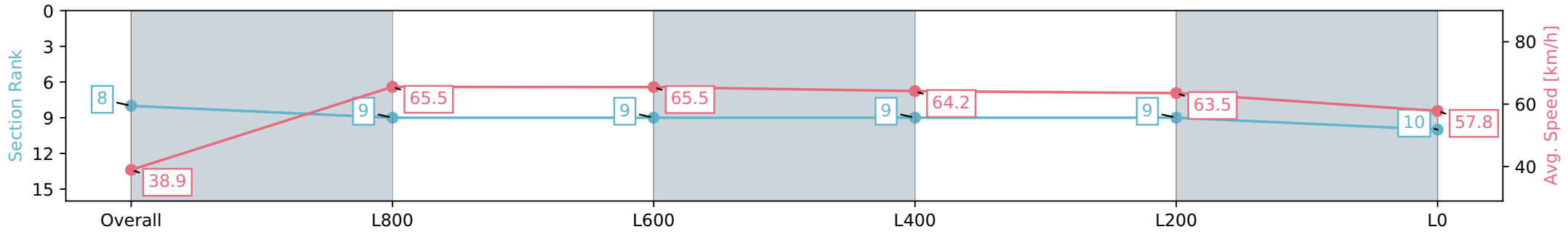
Race 10: Mckechnie Concreting Handicap - 1100m

13 July 2024 - 4:36PM

Track Rating: Soft 5, Weather: Fine, Rail Position: +2m 1200m Chute, +5m Remainder



Section	Overall	L800	L600	L400	L200	L0
Section Times	1:06.43 [8] (0:09.22)	0:57.21 [9] (0:11.00)	0:46.21 [9] (0:11.08)	0:35.13 [9] (0:11.36)	0:23.77 [9] (0:11.32)	0:12.45 [10] (0:12.45)
Average Speed [km/h]	38.9	65.5	65.5	64.2	63.5	57.8
Top Speed [km/h]	62.5	66.8	66.4	65.5	66.4	59.5
Avg. Dist. to Rail [m]	2.4	1.4	2.4	3.2	6.0	5.2
Avg. Stride Freq. [Hz]	2.3	2.6	2.5	2.5	2.5	2.4
Avg. Stride Length [m]	4.5	6.9	7.1	6.9	6.9	6.6



[] Ranking at each section and finish
 -:-:- No data available at this section
 NA No data available

Horse/Jockey Name	BIG DAY OUT/Jason Holder
Finish Rank	9
Fastest Section Time (Section)	0:10.72 (L1000)
Top Speed [km/h] (Section)	68.8 (L1000)
Race State	Finished



Thomas Farms RC Murray Bridge SA - Professional

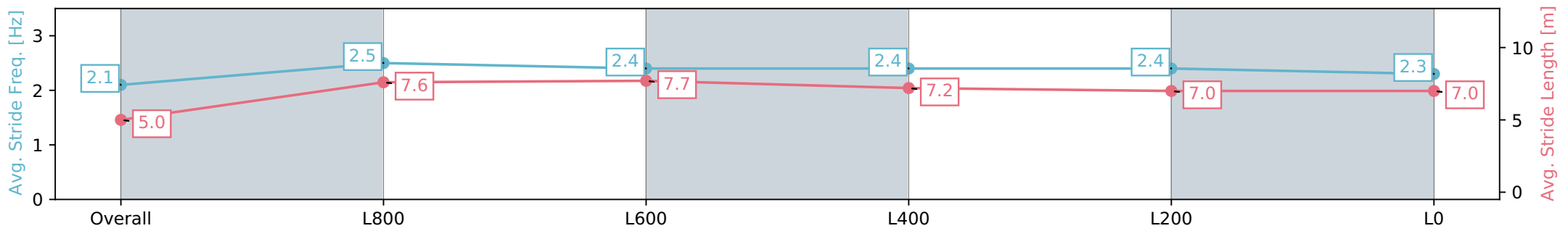
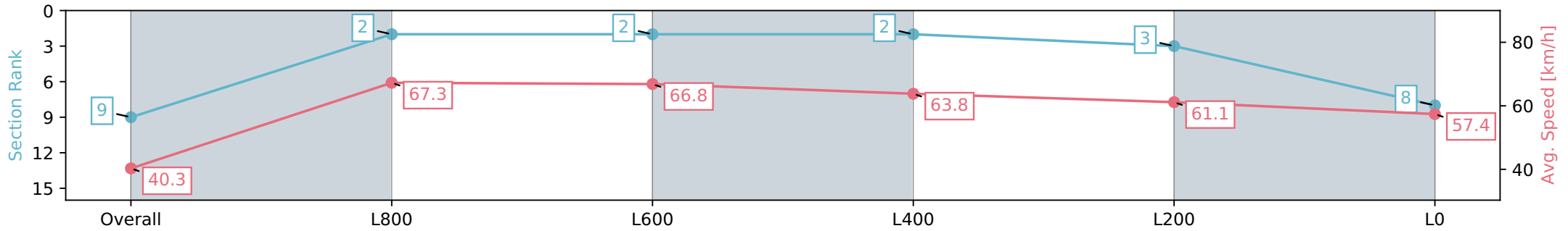
Race 10: Mckechnie Concreting Handicap - 1100m

13 July 2024 - 4:36PM

Track Rating: Soft 5, Weather: Fine, Rail Position: +2m 1200m Chute, +5m Remainder



Section	Overall	L800	L600	L400	L200	L0
Section Times	1:06.45 [9] (0:08.94)	0:57.51 [2] (0:10.72)	0:46.79 [2] (0:10.98)	0:35.81 [2] (0:11.50)	0:24.31 [3] (0:11.77)	0:12.54 [8] (0:12.54)
Average Speed [km/h]	40.3	67.3	66.8	63.8	61.1	57.4
Top Speed [km/h]	64.0	68.6	68.8	65.7	64.3	59.6
Avg. Dist. to Rail [m]	6.7	1.8	5.6	4.6	7.1	6.2
Avg. Stride Freq. [Hz]	2.1	2.5	2.4	2.4	2.4	2.3
Avg. Stride Length [m]	5.0	7.6	7.7	7.2	7.0	7.0



Report Created: Sat 13 July 2024 17:31:45 GMT+10 (Note: Timing is based on positional data)

- [] Ranking at each section and finish
- :-:- No data available at this section
- NA No data available

Horse/Jockey Name	THE HASS/Caitlin Jones
Finish Rank	10
Fastest Section Time (Section)	0:10.76 (L1000)
Top Speed [km/h] (Section)	68.3 (L1000)
Race State	Finished



Thomas Farms RC Murray Bridge SA - Professional

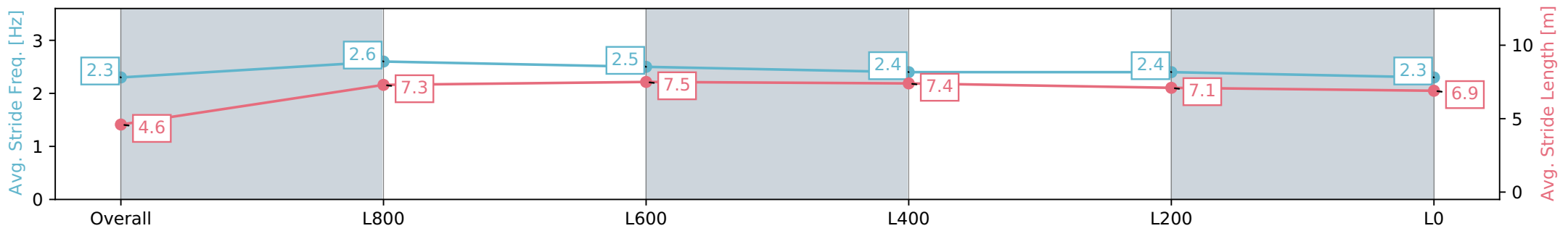
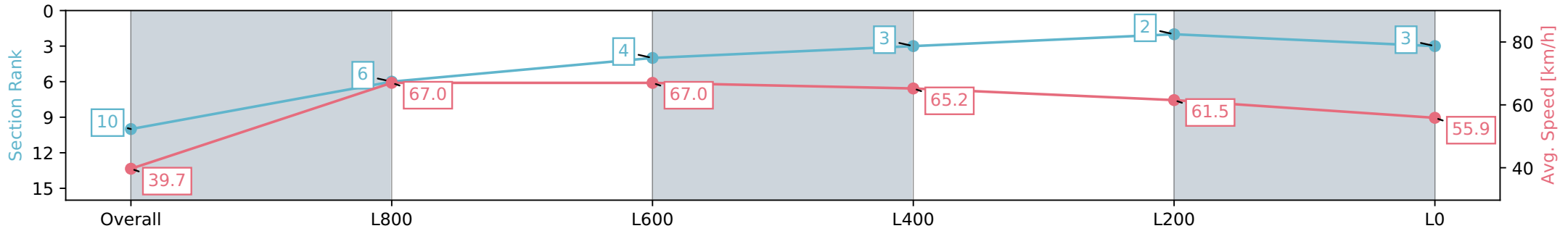
Race 10: Mckechnie Concreting Handicap - 1100m

13 July 2024 - 4:36PM

Track Rating: Soft 5, Weather: Fine, Rail Position: +2m 1200m Chute, +5m Remainder



Section	Overall	L800	L600	L400	L200	L0
Section Times	1:06.66 [10] (0:09.07)	0:57.59 [6] (0:10.76)	0:46.83 [4] (0:10.92)	0:35.91 [3] (0:11.33)	0:24.58 [2] (0:11.71)	0:12.87 [3] (0:12.87)
Average Speed [km/h]	39.7	67.0	67.0	65.2	61.5	55.9
Top Speed [km/h]	65.3	67.9	68.3	67.6	63.9	59.0
Avg. Dist. to Rail [m]	8.1	2.6	4.9	6.2	9.4	9.1
Avg. Stride Freq. [Hz]	2.3	2.6	2.5	2.4	2.4	2.3
Avg. Stride Length [m]	4.6	7.3	7.5	7.4	7.1	6.9



Report Created: Sat 13 July 2024 17:31:47 GMT+10 (Note: Timing is based on positional data)

- [] Ranking at each section and finish
- :-:- No data available at this section
- NA No data available

Horse/Jockey Name	TOAST THE DEEL/Ben Price
Finish Rank	11
Fastest Section Time (Section)	0:10.89 (L800)
Top Speed [km/h] (Section)	68.4 (L1000)
Race State	Finished



Thomas Farms RC Murray Bridge SA - Professional

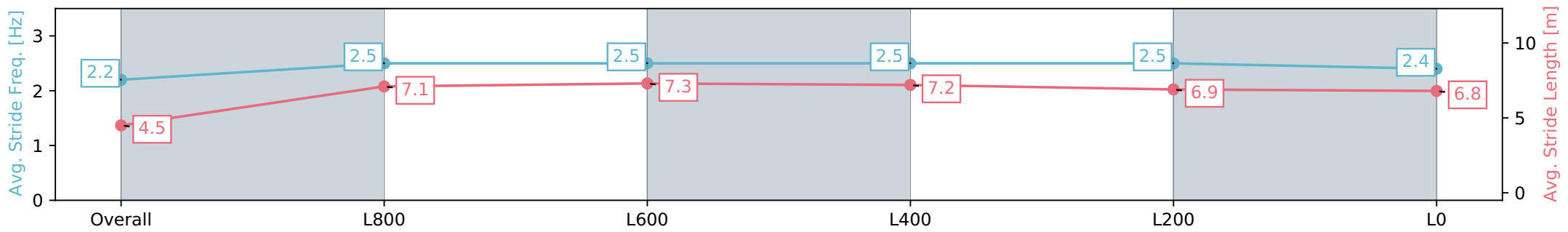
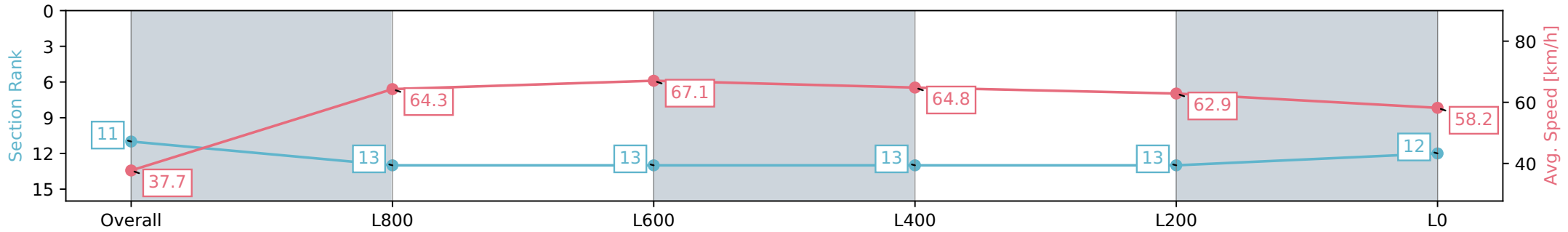
Race 10: Mckechnie Concreting Handicap - 1100m

13 July 2024 - 4:36PM

Track Rating: Soft 5, Weather: Fine, Rail Position: +2m 1200m Chute, +5m Remainder



Section	Overall	L800	L600	L400	L200	L0
Section Times	1:06.69 [11] (0:09.55)	0:57.14 [13] (0:11.20)	0:45.94 [13] (0:10.89)	0:35.05 [13] (0:11.23)	0:23.82 [13] (0:11.45)	0:12.37 [12] (0:12.37)
Average Speed [km/h]	37.7	64.3	67.1	64.8	62.9	58.2
Top Speed [km/h]	60.2	67.6	68.4	66.8	64.5	60.5
Avg. Dist. to Rail [m]	10.6	2.6	3.8	3.3	8.0	9.9
Avg. Stride Freq. [Hz]	2.2	2.5	2.5	2.5	2.5	2.4
Avg. Stride Length [m]	4.5	7.1	7.3	7.2	6.9	6.8



[] Ranking at each section and finish
 -:-:- No data available at this section
 NA No data available

Horse/Jockey Name	BRAVEMAN'SGAME/Jessica Eaton
Finish Rank	12
Fastest Section Time (Section)	0:10.85 (L1000)
Top Speed [km/h] (Section)	68.5 (L1000)
Race State	Finished



Thomas Farms RC Murray Bridge SA - Professional

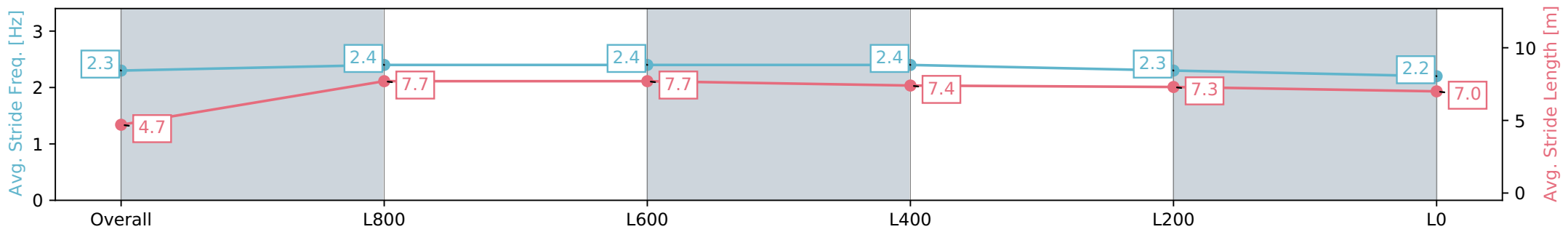
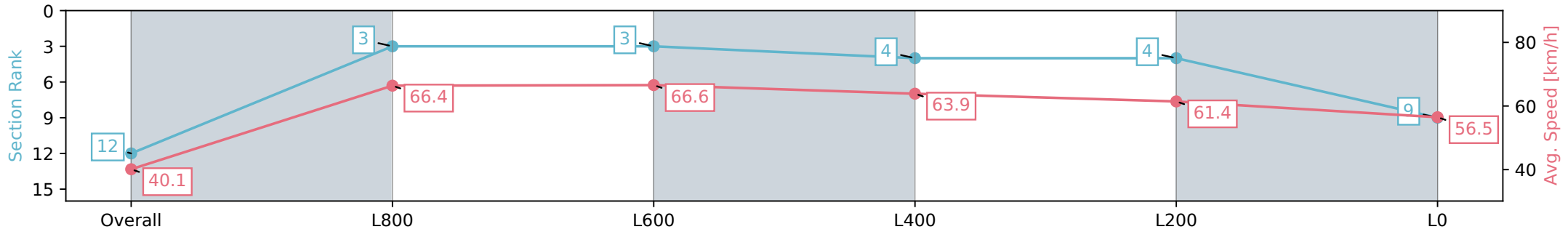
Race 10: Mckechnie Concreting Handicap - 1100m

13 July 2024 - 4:36PM

Track Rating: Soft 5, Weather: Fine, Rail Position: +2m 1200m Chute, +5m Remainder



Section	Overall	L800	L600	L400	L200	L0
Section Times	1:06.70 [12] (0:08.97)	0:57.73 [3] (0:10.85)	0:46.88 [3] (0:10.96)	0:35.92 [4] (0:11.45)	0:24.47 [4] (0:11.70)	0:12.77 [9] (0:12.77)
Average Speed [km/h]	40.1	66.4	66.6	63.9	61.4	56.5
Top Speed [km/h]	63.6	67.8	68.5	65.8	63.2	59.1
Avg. Dist. to Rail [m]	5.1	0.7	4.0	3.4	4.8	4.1
Avg. Stride Freq. [Hz]	2.3	2.4	2.4	2.4	2.3	2.2
Avg. Stride Length [m]	4.7	7.7	7.7	7.4	7.3	7.0



Report Created: Sat 13 July 2024 17:31:52 GMT+10 (Note: Timing is based on positional data)

- [] Ranking at each section and finish
- :-:- No data available at this section
- NA No data available



Horse/Jockey Name	GRAND HOST/Anna Jordsjo
Finish Rank	13
Fastest Section Time (Section)	0:10.86 (L1000)
Top Speed [km/h] (Section)	68.7 (L1000)
Race State	Finished



Thomas Farms RC Murray Bridge SA - Professional

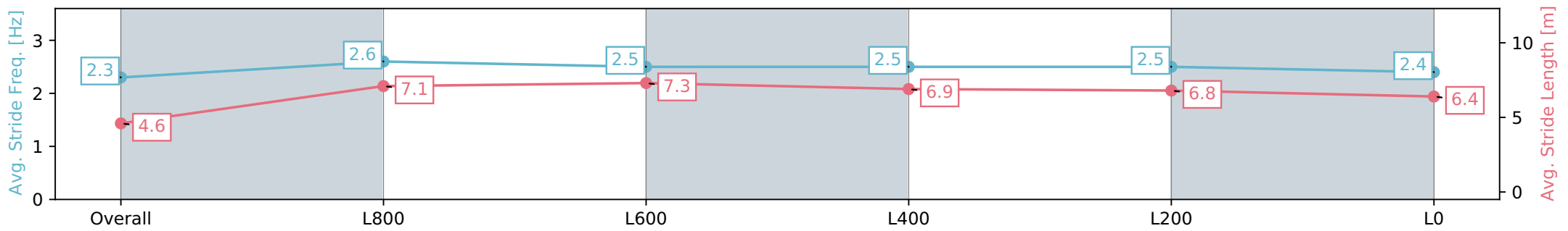
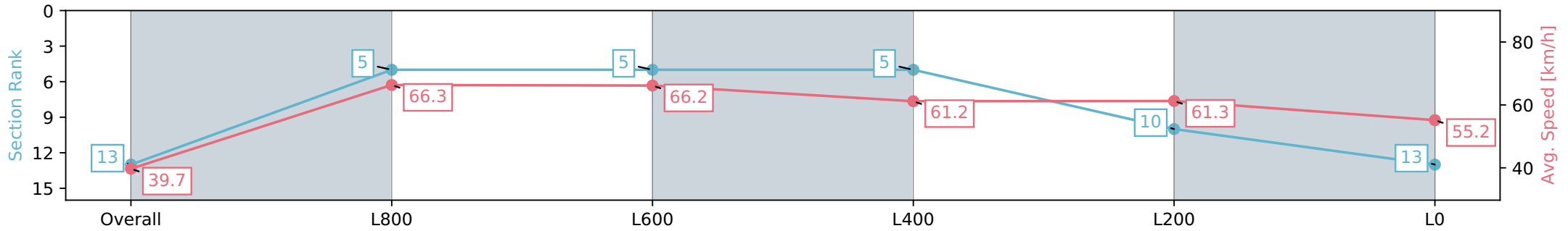
Race 10: Mckechnie Concreting Handicap - 1100m

13 July 2024 - 4:36PM

Track Rating: Soft 5, Weather: Fine, Rail Position: +2m 1200m Chute, +5m Remainder



Section	Overall	L800	L600	L400	L200	L0
Section Times	1:07.52 [13] (0:09.05)	0:58.47 [5] (0:10.86)	0:47.61 [5] (0:10.95)	0:36.66 [5] (0:11.84)	0:24.82 [10] (0:11.77)	0:13.05 [13] (0:13.05)
Average Speed [km/h]	39.7	66.3	66.2	61.2	61.3	55.2
Top Speed [km/h]	61.5	68.3	68.7	63.0	63.0	57.9
Avg. Dist. to Rail [m]	1.8	1.6	2.1	1.4	2.6	2.4
Avg. Stride Freq. [Hz]	2.3	2.6	2.5	2.5	2.5	2.4
Avg. Stride Length [m]	4.6	7.1	7.3	6.9	6.8	6.4



Report Created: Sat 13 July 2024 17:31:54 GMT+10 (Note: Timing is based on positional data)

- [] Ranking at each section and finish
- :-:- No data available at this section
- NA No data available

