



RACINGSA

# Thomas Farms RC Murray Bridge SA

## Race 9: Thomas Farms Handicap - 1100m

13 July 2024 - 4:01PM



Murray Bridge  
Racing Club

Track Rating: Soft 5, Weather: Fine, Rail Position: +2m 1200m Chute, +5m Remainder

Section Field Times							Overall	L1000	L800	L600	L400	L200		
							1:05.62 (0:08.83)	0:56.79 (0:10.60)	0:46.18 (0:10.99)	0:35.19 (0:11.43)	0:23.76 (0:11.66)	0:12.11 (0:12.11)		
Position	#	Horse/Jockey	Barrier	Top Speed [km/h]	Fastest Section	First 400m						Margin	Distance Travelled From Winner [m]	
1	11	<b>HAJRA</b> Kayla Crowther	12	68.7 1200-1000	0:10.71 1000-800	0:25.25	1:05.62 (0:09.22)	0:56.40 [10] (0:10.71)	0:45.69 [7] (0:11.05)	0:34.64 [9] (0:11.53)	0:23.11 [9] (0:11.00)	0:12.11 [1] (0:12.11)	1:05.62	
2	2	<b>LINGANI</b> Dom Tourneur	1	70.0 1000-800	0:10.74 1000-800	0:25.03	1:06.15 (0:09.02)	0:57.12 [6] (0:10.74)	0:46.38 [6] (0:10.85)	0:35.53 [4] (0:11.36)	0:24.17 [3] (0:11.80)	0:12.37 [4] (0:12.37)	3.2L	-5
3	3	<b>KALASEC</b> Jake Toeroek	4	68.5 1000-800	0:10.79 1000-800	0:25.33	1:06.17 (0:09.18)	0:56.99 [8] (0:10.79)	0:46.20 [8] (0:10.83)	0:35.37 [7] (0:11.48)	0:23.89 [7] (0:11.50)	0:12.39 [5] (0:12.39)	3.3L	-6
4	4	<b>VINTAGE STAR</b> Jacob Opperman	11	68.6 1200-1000	0:10.60 1000-800	0:24.83	1:06.25 (0:08.83)	0:57.42 [1] (0:10.60)	0:46.82 [1] (0:11.02)	0:35.80 [2] (0:11.40)	0:24.40 [1] (0:11.76)	0:12.64 [2] (0:12.64)	3.8L	-2
5	13	<b>DESERT DANCING</b> Ben Price	16	67.8 1200-1000	0:10.85 1000-800	0:25.64	1:06.44 (0:09.37)	0:57.07 [12] (0:10.85)	0:46.22 [12] (0:10.94)	0:35.28 [10] (0:11.45)	0:23.83 [10] (0:11.37)	0:12.46 [8] (0:12.46)	5.0L	-2
6	14	<b>SETOSA</b> Rochelle Milnes	5	69.9 1000-800	0:10.70 1000-800	0:24.93	1:06.51 (0:08.99)	0:57.51 [5] (0:10.70)	0:46.81 [4] (0:10.89)	0:35.92 [3] (0:11.44)	0:24.48 [4] (0:11.62)	0:12.86 [3] (0:12.86)	5.4L	-4
7	12	<b>MINTULEE</b> Alana Livesey	9	69.0 1200-1000	0:10.77 1000-800	0:25.02	1:06.52 (0:08.88)	0:57.64 [2] (0:10.77)	0:46.87 [3] (0:11.00)	0:35.87 [5] (0:11.60)	0:24.27 [5] (0:11.56)	0:12.70 [7] (0:12.70)	5.5L	-1
8	6	<b>RICHE D'AMOUR</b> Callan Murray	13	68.8 1000-800	0:10.80 1000-800	0:25.04	1:06.58 (0:08.90)	0:57.68 [3] (0:10.80)	0:46.88 [5] (0:11.01)	0:35.87 [6] (0:11.56)	0:24.31 [6] (0:11.74)	0:12.57 [9] (0:12.56)	5.8L	-3
9	15	<b>LADY LUPARA</b> Anna Jordsjo	6	68.2 1200-1000	0:10.90 1000-800	0:25.53	1:06.69 (0:09.19)	0:57.50 [9] (0:10.90)	0:46.60 [10] (0:11.09)	0:35.51 [11] (0:11.48)	0:24.03 [11] (0:11.63)	0:12.40 [11] (0:12.40)	6.5L	-5
10	7	<b>NEVER SURRENDER</b> Jason Holder	7	68.7 1000-800	0:10.83 800-600	0:25.41	1:06.75 (0:09.23)	0:57.52 [11] (0:10.84)	0:46.68 [9] (0:10.83)	0:35.85 [8] (0:11.60)	0:24.25 [8] (0:11.59)	0:12.66 [10] (0:12.66)	6.9L	-3

Scratched: Zanthron (#8), Nicish (#16), Lion's Instinct (#17), Mine All Mine (#18)

Report Created: Sat 13 July 2024 16:46:10 GMT+10 (Note: Timing is based on positional data)

- [ ] Position in running at each section and finish
- :-:- No data available at this section
- NA No data available
- █ Background shading for fastest section
- # Saddle cloth number
- DNF Did not finish
- DNT Did not track



RACINGSA

# Thomas Farms RC Murray Bridge SA

## Race 9: Thomas Farms Handicap - 1100m

13 July 2024 - 4:01PM



Murray Bridge  
Racing Club

Track Rating: Soft 5, Weather: Fine, Rail Position: +2m 1200m Chute, +5m Remainder

Section Field Times							Overall	L1000	L800	L600	L400	L200		
							1:05.62 (0:08.83)	0:56.79 (0:10.60)	0:46.18 (0:10.99)	0:35.19 (0:11.43)	0:23.76 (0:11.66)	0:12.11 (0:12.11)		
Position	#	Horse/Jockey	Barrier	Top Speed [km/h]	Fastest Section	First 400m						Margin	Distance Travelled From Winner [m]	
11	10	<b>FUN FOREVER</b> Taylor Johnstone	10	68.2 1000-800	0:10.86 1000-800	0:25.82	1:06.77 (0:09.55)	0:57.22 [13] (0:10.86)	0:46.36 [14] (0:11.09)	0:35.27 [14] (0:11.34)	0:23.93 [13] (0:11.50)	0:12.43 [12] (0:12.43)	6.9L	-2
12	5	<b>BRAVE ACTION</b> Samuel Payne	3	70.2 1200-1000	0:10.55 1000-800	0:24.74	1:06.86 (0:08.95)	0:57.90 [4] (0:10.55)	0:47.35 [2] (0:10.92)	0:36.43 [1] (0:11.52)	0:24.91 [2] (0:11.87)	0:13.04 [6] (0:13.04)	7.5L	-4
13	1	<b>A SAMURAI MIND</b> Lachlan Neindorf	8	68.9 1000-800	0:10.73 1000-800	0:25.74	1:07.23 (0:09.66)	0:57.56 [14] (0:10.73)	0:46.83 [13] (0:11.03)	0:35.80 [13] (0:11.37)	0:24.43 [12] (0:11.61)	0:12.82 [13] (0:12.82)	9.8L	-5
14	9	<b>GRINZINGER ACE</b> Justin Potter	14	67.0 1200-1000	0:10.96 1000-800	0:25.57	1:07.46 (0:09.15)	0:58.30 [7] (0:10.96)	0:47.34 [11] (0:11.25)	0:36.09 [12] (0:11.70)	0:24.39 [14] (0:11.76)	0:12.63 [14] (0:12.63)	11.1L	-1

Scratched: Zanthron (#8), Nicish (#16), Lion's Instinct (#17), Mine All Mine (#18)

- [ ] Position in running at each section and finish # Saddle cloth number
- :-:- No data available at this section DNF Did not finish
- NA No data available DNT Did not track
- █ Background shading for fastest section

Horse/Jockey Name	HAJRA/Kayla Crowther
Finish Rank	1
Fastest Section Time (Section)	0:10.71 (L1000)
Top Speed [km/h] (Section)	68.7 (Overall)
Race State	Finished



### Thomas Farms RC Murray Bridge SA - Professional

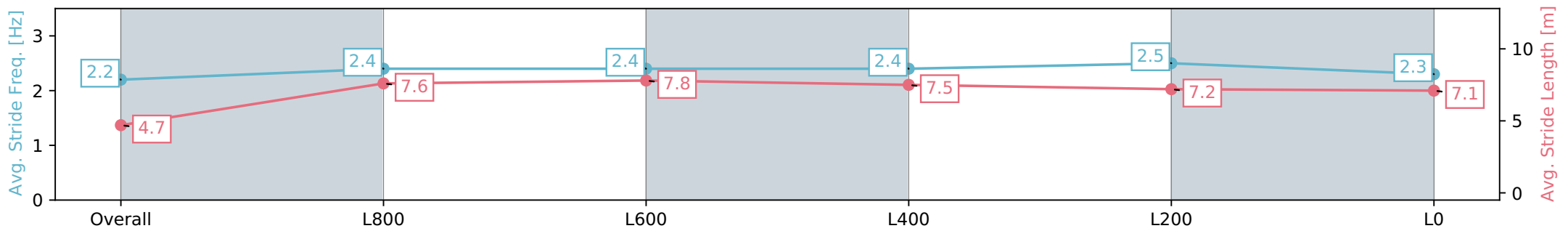
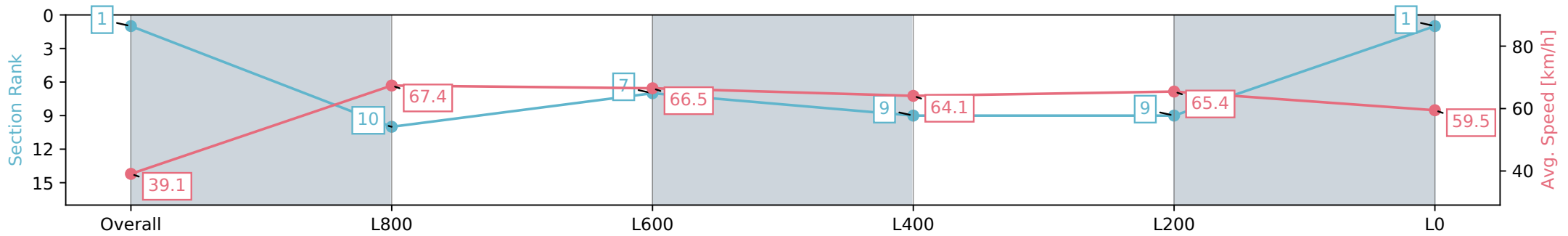
Race 9: Thomas Farms Handicap - 1100m

13 July 2024 - 4:01PM

Track Rating: Soft 5, Weather: Fine, Rail Position: +2m 1200m Chute, +5m Remainder



Section	Overall	L800	L600	L400	L200	L0
Section Times	1:05.62 [1] (0:09.22)	0:56.40 [10] (0:10.71)	0:45.69 [7] (0:11.05)	0:34.64 [9] (0:11.53)	0:23.11 [9] (0:11.00)	0:12.11 [1] (0:12.11)
Average Speed [km/h]	39.1	67.4	66.5	64.1	65.4	59.5
Top Speed [km/h]	64.2	68.7	68.5	65.0	66.9	63.1
Avg. Dist. to Rail [m]	10.6	2.8	6.0	6.2	10.0	6.2
Avg. Stride Freq. [Hz]	2.2	2.4	2.4	2.4	2.5	2.3
Avg. Stride Length [m]	4.7	7.6	7.8	7.5	7.2	7.1



Report Created: Sat 13 July 2024 16:46:12 GMT+10 (Note: Timing is based on positional data)

- [ ] Ranking at each section and finish
- :-:- No data available at this section
- NA No data available

Horse/Jockey Name	LINGANI/Dom Tourneur
Finish Rank	2
Fastest Section Time (Section)	0:10.74 (L1000)
Top Speed [km/h] (Section)	70.0 (L1000)
Race State	Finished



Thomas Farms RC Murray Bridge SA - Professional

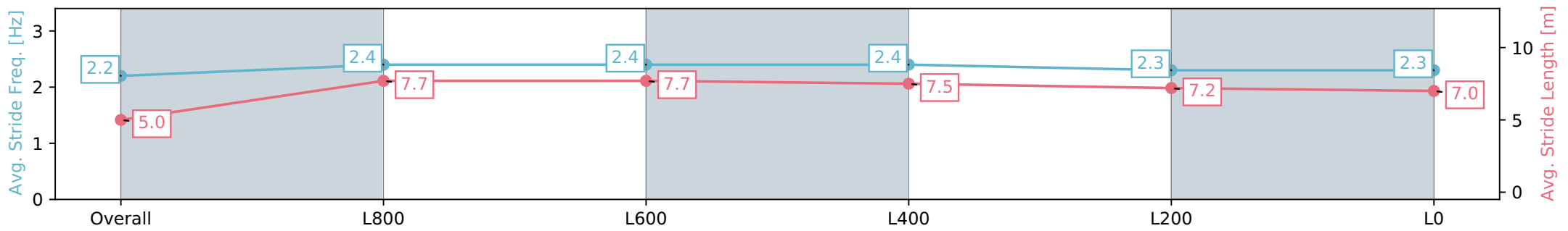
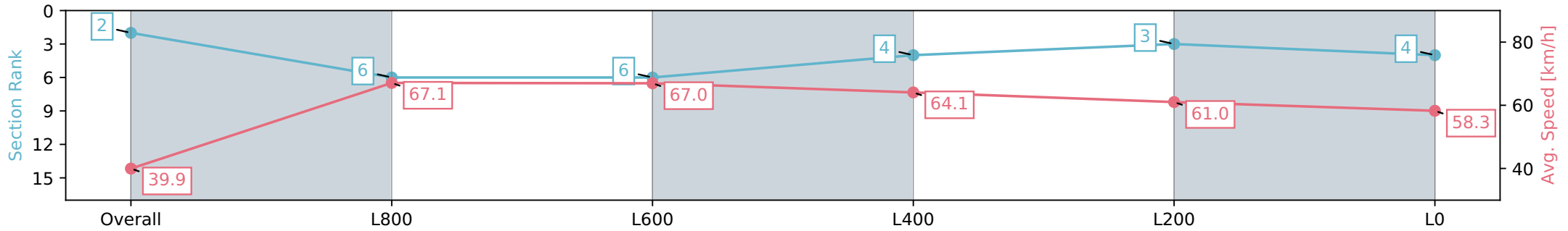
Race 9: Thomas Farms Handicap - 1100m

13 July 2024 - 4:01PM

Track Rating: Soft 5, Weather: Fine, Rail Position: +2m 1200m  
Chute, +5m Remainder



Section	Overall	L800	L600	L400	L200	L0
Section Times	1:06.14 [2] (0:09.02)	0:57.12 [6] (0:10.74)	0:46.38 [6] (0:10.85)	0:35.53 [4] (0:11.36)	0:24.17 [3] (0:11.80)	0:12.37 [4] (0:12.37)
Average Speed [km/h]	39.9	67.1	67.0	64.1	61.0	58.3
Top Speed [km/h]	63.5	69.3	70.0	65.4	64.6	59.4
Avg. Dist. to Rail [m]	2.2	1.7	2.2	3.0	2.8	2.6
Avg. Stride Freq. [Hz]	2.2	2.4	2.4	2.4	2.3	2.3
Avg. Stride Length [m]	5.0	7.7	7.7	7.5	7.2	7.0



Report Created: Sat 13 July 2024 16:46:15 GMT+10 (Note: Timing is based on positional data)

- [ ] Ranking at each section and finish
- :-:- No data available at this section
- NA No data available



Horse/Jockey Name	KALASEC/Jake Toeroek
Finish Rank	3
Fastest Section Time (Section)	0:10.79 (L1000)
Top Speed [km/h] (Section)	68.5 (L1000)
Race State	Finished



Thomas Farms RC Murray Bridge SA - Professional

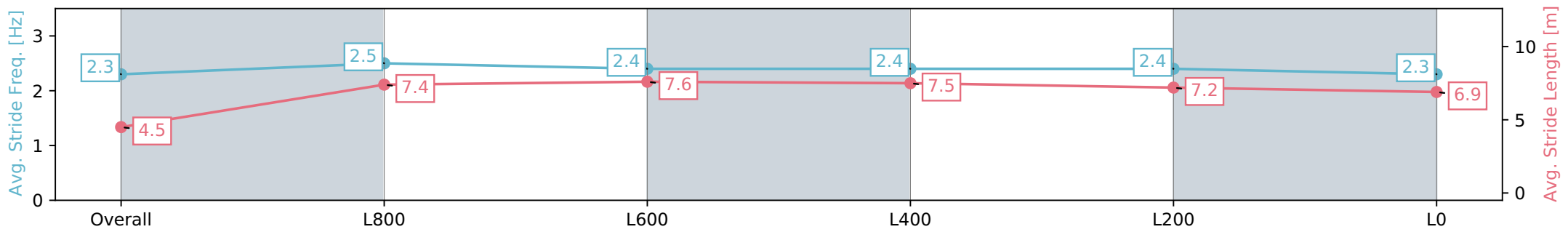
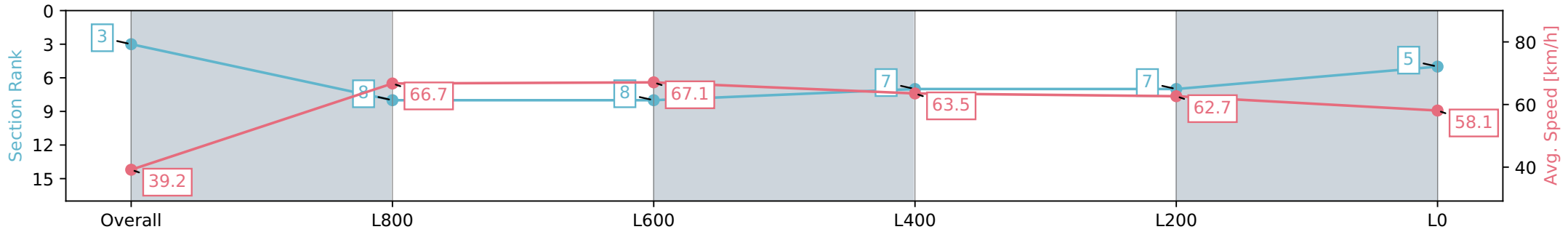
Race 9: Thomas Farms Handicap - 1100m

13 July 2024 - 4:01PM

Track Rating: Soft 5, Weather: Fine, Rail Position: +2m 1200m Chute, +5m Remainder



Section	Overall	L800	L600	L400	L200	L0
Section Times	1:06.17 [3] (0:09.18)	0:56.99 [8] (0:10.79)	0:46.20 [8] (0:10.83)	0:35.37 [7] (0:11.48)	0:23.89 [7] (0:11.50)	0:12.39 [5] (0:12.39)
Average Speed [km/h]	39.2	66.7	67.1	63.5	62.7	58.1
Top Speed [km/h]	62.8	68.3	68.5	64.7	64.3	59.1
Avg. Dist. to Rail [m]	4.1	1.3	2.2	3.3	5.6	4.1
Avg. Stride Freq. [Hz]	2.3	2.5	2.4	2.4	2.4	2.3
Avg. Stride Length [m]	4.5	7.4	7.6	7.5	7.2	6.9



[ ] Ranking at each section and finish  
 -:-:- No data available at this section  
 NA No data available

Horse/Jockey Name	VINTAGE STAR/Jacob Opperman
Finish Rank	4
Fastest Section Time (Section)	0:10.60 (L1000)
Top Speed [km/h] (Section)	68.6 (Overall)
Race State	Finished



Thomas Farms RC Murray Bridge SA - Professional

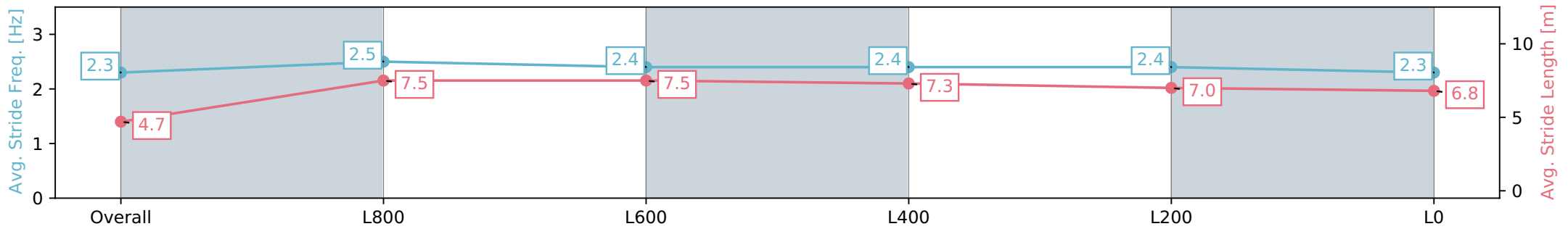
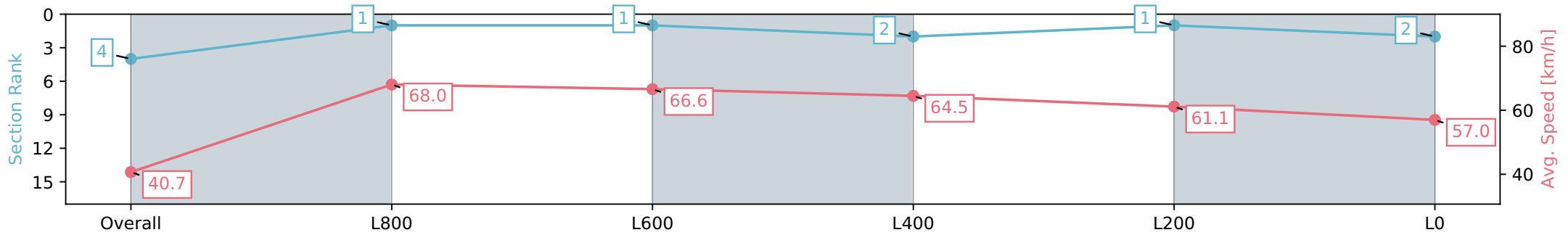
Race 9: Thomas Farms Handicap - 1100m

13 July 2024 - 4:01PM

Track Rating: Soft 5, Weather: Fine, Rail Position: +2m 1200m Chute, +5m Remainder



Section	Overall	L800	L600	L400	L200	L0
Section Times	1:06.25 [4] (0:08.83)	0:57.42 [1] (0:10.60)	0:46.82 [1] (0:11.02)	0:35.80 [2] (0:11.40)	0:24.40 [1] (0:11.76)	0:12.64 [2] (0:12.64)
Average Speed [km/h]	40.7	68.0	66.6	64.5	61.1	57.0
Top Speed [km/h]	65.4	68.6	68.3	65.3	64.4	58.5
Avg. Dist. to Rail [m]	9.0	1.7	5.2	4.9	6.3	7.1
Avg. Stride Freq. [Hz]	2.3	2.5	2.4	2.4	2.4	2.3
Avg. Stride Length [m]	4.7	7.5	7.5	7.3	7.0	6.8



- [ ] Ranking at each section and finish
- :-:- No data available at this section
- NA No data available

Horse/Jockey Name	DESERT DANCING/Ben Price
Finish Rank	5
Fastest Section Time (Section)	0:10.85 (L1000)
Top Speed [km/h] (Section)	67.8 (Overall)
Race State	Finished



Thomas Farms RC Murray Bridge SA - Professional

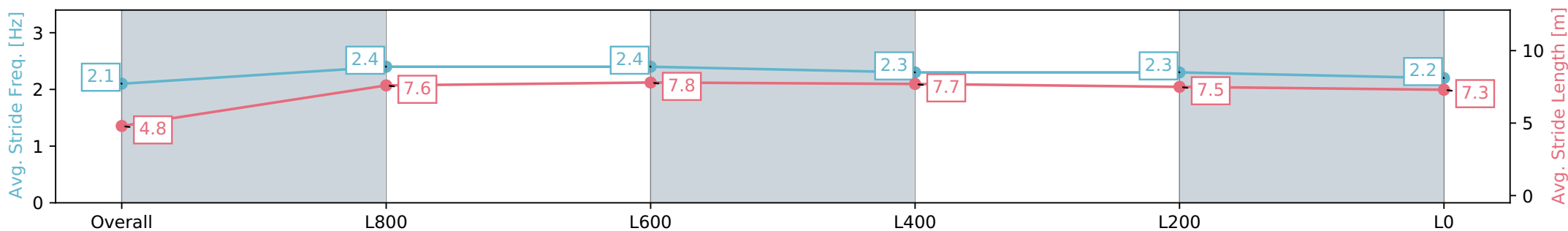
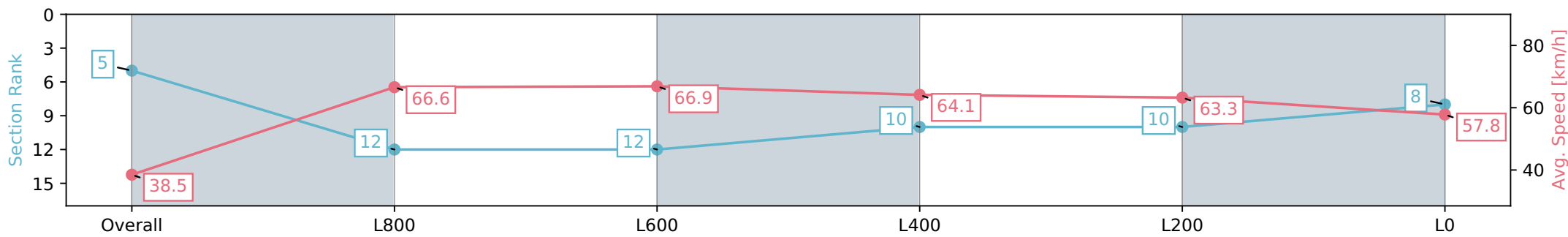
Race 9: Thomas Farms Handicap - 1100m

13 July 2024 - 4:01PM

Track Rating: Soft 5, Weather: Fine, Rail Position: +2m 1200m Chute, +5m Remainder



Section	Overall	L800	L600	L400	L200	L0
Section Times	1:06.44 [5] (0:09.37)	0:57.07 [12] (0:10.85)	0:46.22 [12] (0:10.94)	0:35.28 [10] (0:11.45)	0:23.83 [10] (0:11.37)	0:12.46 [8] (0:12.46)
Average Speed [km/h]	38.5	66.6	66.9	64.1	63.3	57.8
Top Speed [km/h]	61.8	67.8	67.4	65.1	65.1	60.8
Avg. Dist. to Rail [m]	13.3	1.9	4.8	4.7	7.1	6.9
Avg. Stride Freq. [Hz]	2.1	2.4	2.4	2.3	2.3	2.2
Avg. Stride Length [m]	4.8	7.6	7.8	7.7	7.5	7.3



- [ ] Ranking at each section and finish
- :-:- No data available at this section
- NA No data available

Horse/Jockey Name	SETOSA/Rochelle Milnes
Finish Rank	6
Fastest Section Time (Section)	0:10.70 (L1000)
Top Speed [km/h] (Section)	69.9 (L1000)
Race State	Finished



Thomas Farms RC Murray Bridge SA - Professional

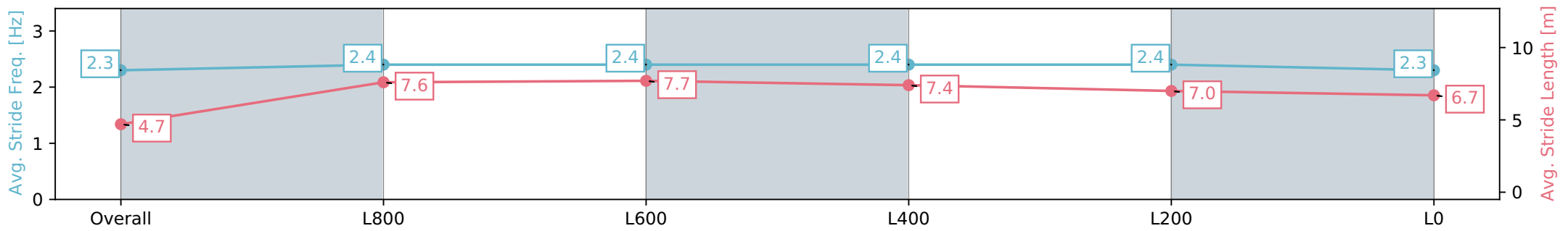
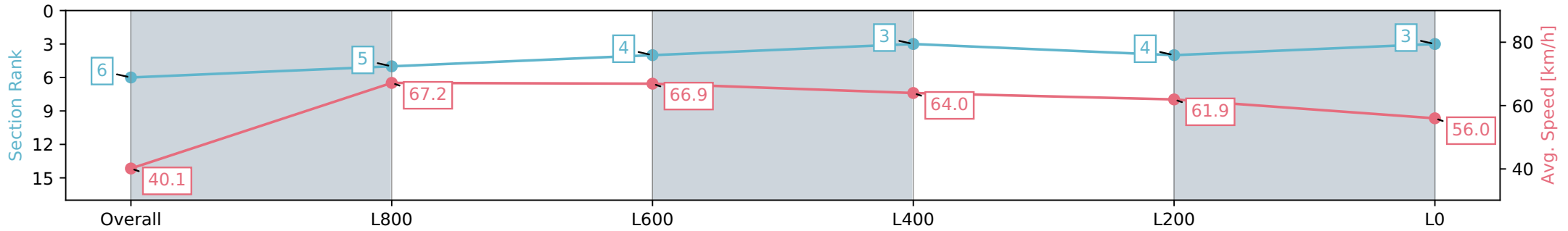
Race 9: Thomas Farms Handicap - 1100m

13 July 2024 - 4:01PM

Track Rating: Soft 5, Weather: Fine, Rail Position: +2m 1200m  
Chute, +5m Remainder



Section	Overall	L800	L600	L400	L200	L0
Section Times	1:06.50 [6] (0:08.99)	0:57.51 [5] (0:10.70)	0:46.81 [4] (0:10.89)	0:35.92 [3] (0:11.44)	0:24.48 [4] (0:11.62)	0:12.86 [3] (0:12.86)
Average Speed [km/h]	40.1	67.2	66.9	64.0	61.9	56.0
Top Speed [km/h]	63.8	69.8	69.9	66.0	66.0	58.6
Avg. Dist. to Rail [m]	4.2	1.4	2.8	4.0	7.5	7.1
Avg. Stride Freq. [Hz]	2.3	2.4	2.4	2.4	2.4	2.3
Avg. Stride Length [m]	4.7	7.6	7.7	7.4	7.0	6.7



Report Created: Sat 13 July 2024 16:46:26 GMT+10 (Note: Timing is based on positional data)

- [ ] Ranking at each section and finish
- :-:- No data available at this section
- NA No data available





Horse/Jockey Name	MINTULEE/Alana Livesey
Finish Rank	7
Fastest Section Time (Section)	0:10.77 (L1000)
Top Speed [km/h] (Section)	69.0 (Overall)
Race State	Finished



### Thomas Farms RC Murray Bridge SA - Professional

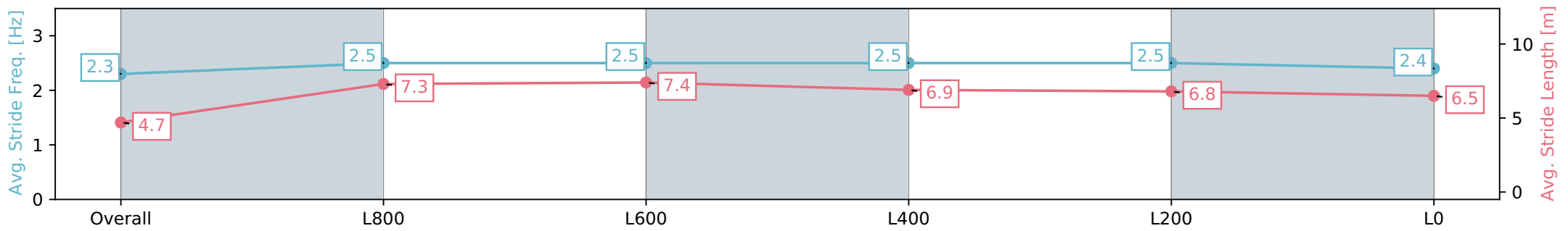
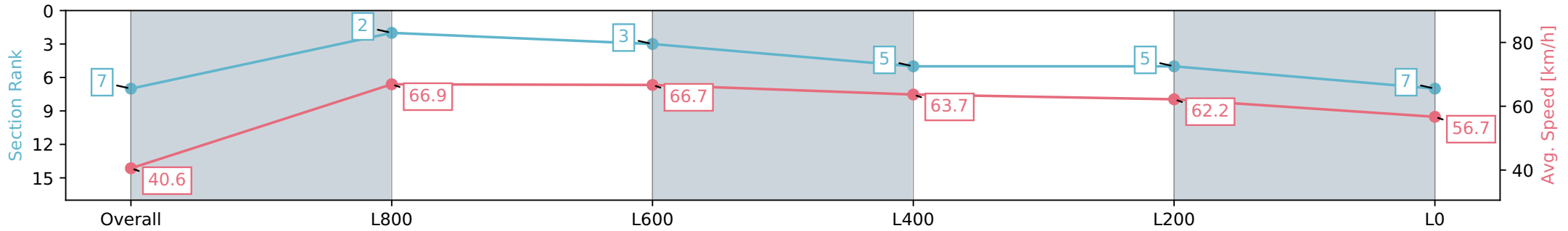
Race 9: Thomas Farms Handicap - 1100m

13 July 2024 - 4:01PM

Track Rating: Soft 5, Weather: Fine, Rail Position: +2m 1200m  
Chute, +5m Remainder



Section	Overall	L800	L600	L400	L200	L0
Section Times	1:06.52 [7] (0:08.88)	0:57.64 [2] (0:10.77)	0:46.87 [3] (0:11.00)	0:35.87 [5] (0:11.60)	0:24.27 [5] (0:11.56)	0:12.70 [7] (0:12.70)
Average Speed [km/h]	40.6	66.9	66.7	63.7	62.2	56.7
Top Speed [km/h]	63.8	69.0	68.9	64.4	64.3	59.6
Avg. Dist. to Rail [m]	7.9	1.0	4.7	6.1	8.4	8.4
Avg. Stride Freq. [Hz]	2.3	2.5	2.5	2.5	2.5	2.4
Avg. Stride Length [m]	4.7	7.3	7.4	6.9	6.8	6.5



Report Created: Sat 13 July 2024 16:46:28 GMT+10 (Note: Timing is based on positional data)

- [ ] Ranking at each section and finish
- :-:- No data available at this section
- NA No data available



Horse/Jockey Name	RICHE D'AMOUR/Callan Murray
Finish Rank	8
Fastest Section Time (Section)	0:10.80 (L1000)
Top Speed [km/h] (Section)	68.8 (L1000)
Race State	Finished



Thomas Farms RC Murray Bridge SA - Professional

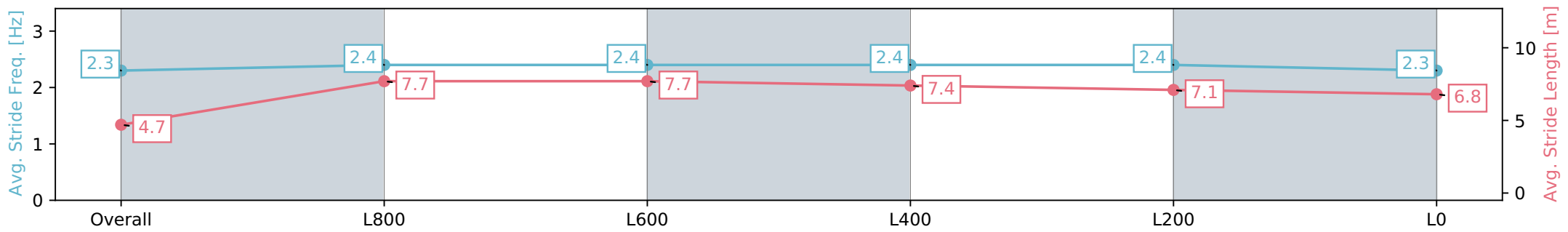
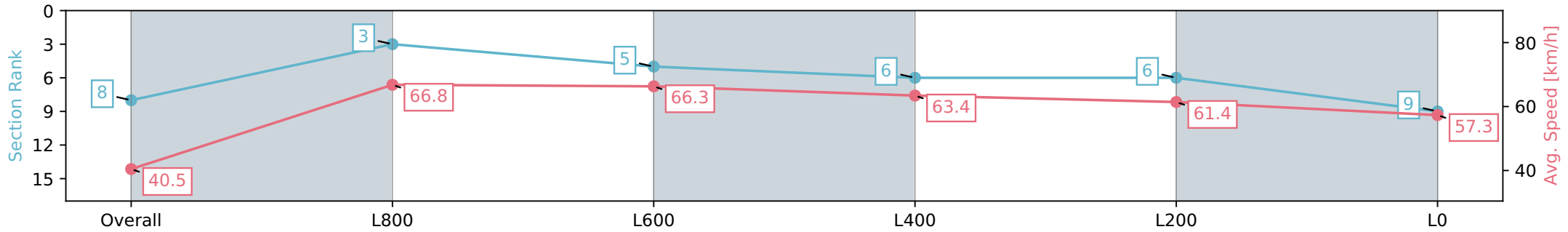
Race 9: Thomas Farms Handicap - 1100m

13 July 2024 - 4:01PM

Track Rating: Soft 5, Weather: Fine, Rail Position: +2m 1200m Chute, +5m Remainder



Section	Overall	L800	L600	L400	L200	L0
Section Times	1:06.58 [8] (0:08.90)	0:57.68 [3] (0:10.80)	0:46.88 [5] (0:11.01)	0:35.87 [6] (0:11.56)	0:24.31 [6] (0:11.74)	0:12.57 [9] (0:12.56)
Average Speed [km/h]	40.5	66.8	66.3	63.4	61.4	57.3
Top Speed [km/h]	64.4	67.6	68.8	64.6	63.9	60.0
Avg. Dist. to Rail [m]	10.1	1.6	4.0	4.9	9.6	10.0
Avg. Stride Freq. [Hz]	2.3	2.4	2.4	2.4	2.4	2.3
Avg. Stride Length [m]	4.7	7.7	7.7	7.4	7.1	6.8



Report Created: Sat 13 July 2024 16:46:31 GMT+10 (Note: Timing is based on positional data)

- [ ] Ranking at each section and finish
- :-:- No data available at this section
- NA No data available



Horse/Jockey Name	LADY LUPARA/Anna Jordsjo
Finish Rank	9
Fastest Section Time (Section)	0:10.90 (L1000)
Top Speed [km/h] (Section)	68.2 (Overall)
Race State	Finished



Thomas Farms RC Murray Bridge SA - Professional

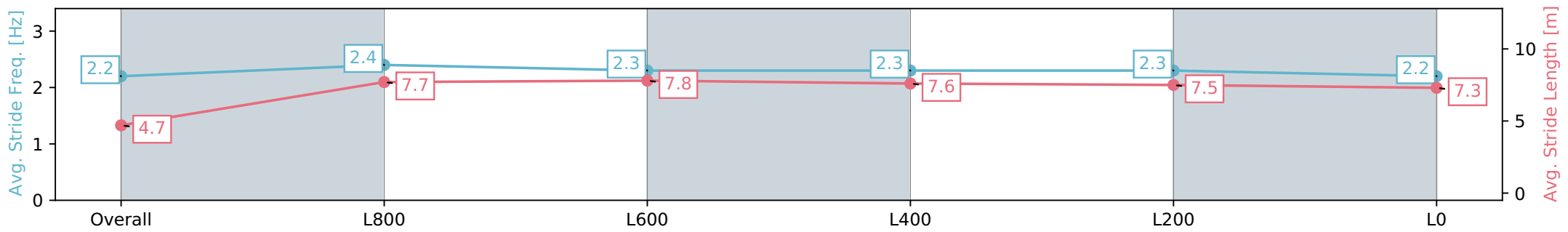
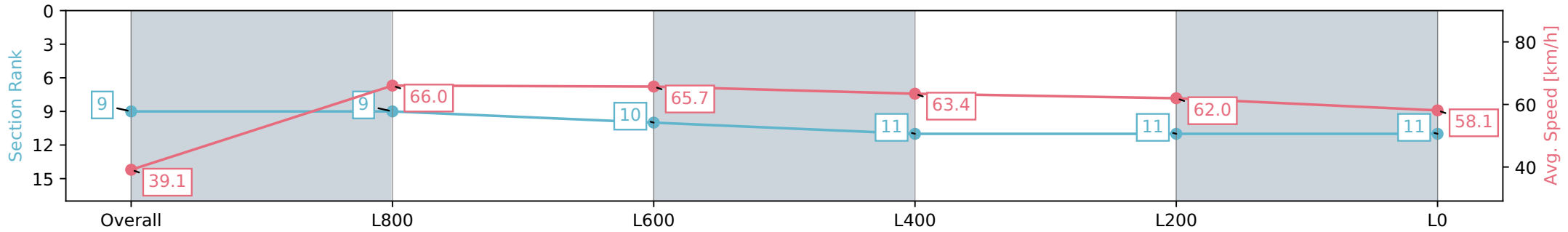
Race 9: Thomas Farms Handicap - 1100m

13 July 2024 - 4:01PM

Track Rating: Soft 5, Weather: Fine, Rail Position: +2m 1200m Chute, +5m Remainder



Section	Overall	L800	L600	L400	L200	L0
Section Times	1:06.69 [9] (0:09.19)	0:57.50 [9] (0:10.90)	0:46.60 [10] (0:11.09)	0:35.51 [11] (0:11.48)	0:24.03 [11] (0:11.63)	0:12.40 [11] (0:12.40)
Average Speed [km/h]	39.1	66.0	65.7	63.4	62.0	58.1
Top Speed [km/h]	63.1	68.2	67.2	65.2	63.6	60.3
Avg. Dist. to Rail [m]	5.5	0.8	3.1	3.1	3.8	2.6
Avg. Stride Freq. [Hz]	2.2	2.4	2.3	2.3	2.3	2.2
Avg. Stride Length [m]	4.7	7.7	7.8	7.6	7.5	7.3



- [ ] Ranking at each section and finish
- :-:- No data available at this section
- NA No data available

Horse/Jockey Name	NEVER SURRENDER/Jason Holder
Finish Rank	10
Fastest Section Time (Section)	0:10.83 (L800)
Top Speed [km/h] (Section)	68.7 (L1000)
Race State	Finished



Thomas Farms RC Murray Bridge SA - Professional

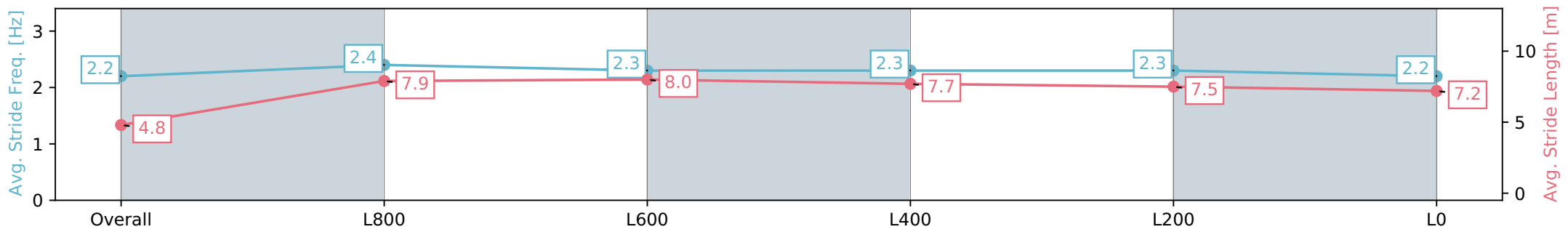
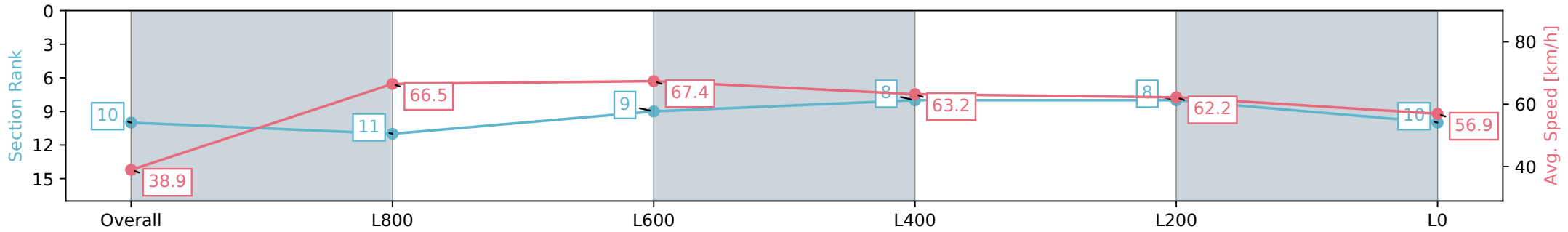
Race 9: Thomas Farms Handicap - 1100m

13 July 2024 - 4:01PM

Track Rating: Soft 5, Weather: Fine, Rail Position: +2m 1200m Chute, +5m Remainder



Section	Overall	L800	L600	L400	L200	L0
Section Times	1:06.75 [10] (0:09.23)	0:57.52 [11] (0:10.84)	0:46.68 [9] (0:10.83)	0:35.85 [8] (0:11.60)	0:24.25 [8] (0:11.59)	0:12.66 [10] (0:12.66)
Average Speed [km/h]	38.9	66.5	67.4	63.2	62.2	56.9
Top Speed [km/h]	62.2	67.7	68.7	64.4	63.3	59.9
Avg. Dist. to Rail [m]	6.4	0.9	3.6	4.6	5.9	5.5
Avg. Stride Freq. [Hz]	2.2	2.4	2.3	2.3	2.3	2.2
Avg. Stride Length [m]	4.8	7.9	8.0	7.7	7.5	7.2



Report Created: Sat 13 July 2024 16:46:37 GMT+10 (Note: Timing is based on positional data)

- [ ] Ranking at each section and finish
- :-:- No data available at this section
- NA No data available



Horse/Jockey Name	FUN FOREVER/Taylor Johnstone
Finish Rank	11
Fastest Section Time (Section)	0:10.86 (L1000)
Top Speed [km/h] (Section)	68.2 (L1000)
Race State	Finished



Thomas Farms RC Murray Bridge SA - Professional

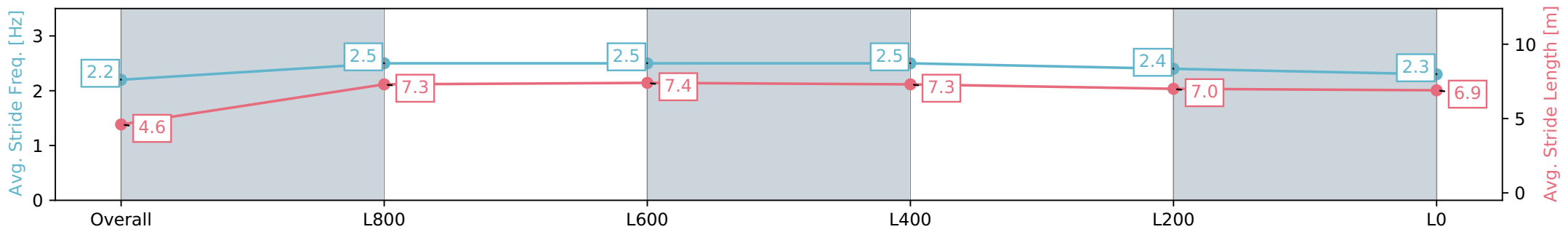
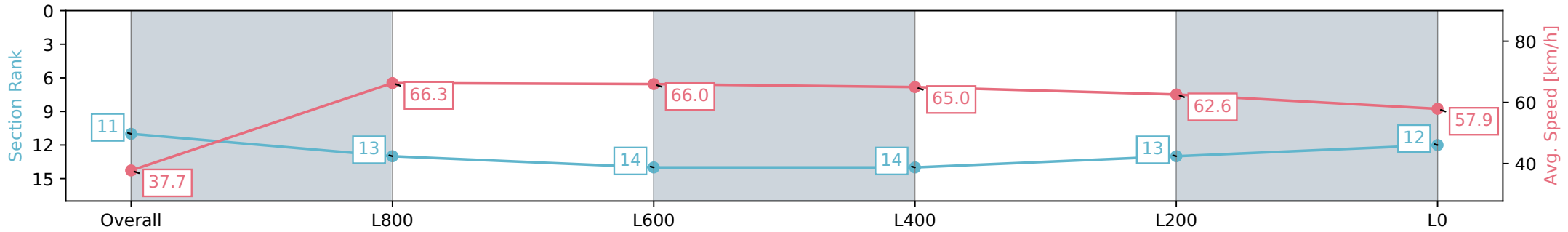
Race 9: Thomas Farms Handicap - 1100m

13 July 2024 - 4:01PM

Track Rating: Soft 5, Weather: Fine, Rail Position: +2m 1200m Chute, +5m Remainder



Section	Overall	L800	L600	L400	L200	L0
Section Times	1:06.77 [11] (0:09.55)	0:57.22 [13] (0:10.86)	0:46.36 [14] (0:11.09)	0:35.27 [14] (0:11.34)	0:23.93 [13] (0:11.50)	0:12.43 [12] (0:12.43)
Average Speed [km/h]	37.7	66.3	66.0	65.0	62.6	57.9
Top Speed [km/h]	60.8	68.1	68.2	66.7	64.6	61.8
Avg. Dist. to Rail [m]	7.9	0.8	3.9	6.0	9.7	10.2
Avg. Stride Freq. [Hz]	2.2	2.5	2.5	2.5	2.4	2.3
Avg. Stride Length [m]	4.6	7.3	7.4	7.3	7.0	6.9



[ ] Ranking at each section and finish  
 -:-:- No data available at this section  
 NA No data available

Horse/Jockey Name	BRAVE ACTION/Samuel Payne
Finish Rank	12
Fastest Section Time (Section)	0:10.55 (L1000)
Top Speed [km/h] (Section)	70.2 (Overall)
Race State	Finished



### Thomas Farms RC Murray Bridge SA - Professional

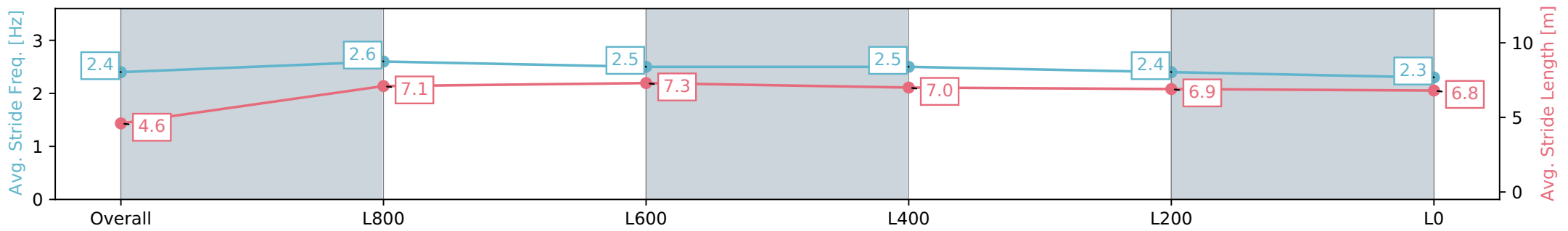
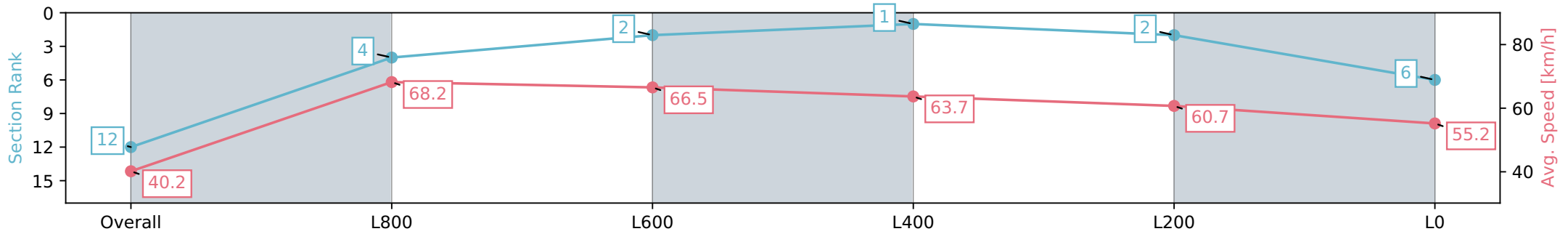
Race 9: Thomas Farms Handicap - 1100m

13 July 2024 - 4:01PM

Track Rating: Soft 5, Weather: Fine, Rail Position: +2m 1200m  
Chute, +5m Remainder



Section	Overall	L800	L600	L400	L200	L0
Section Times	1:06.85 [12] (0:08.95)	0:57.90 [4] (0:10.55)	0:47.35 [2] (0:10.92)	0:36.43 [1] (0:11.52)	0:24.91 [2] (0:11.87)	0:13.04 [6] (0:13.04)
Average Speed [km/h]	40.2	68.2	66.5	63.7	60.7	55.2
Top Speed [km/h]	63.8	70.2	69.8	64.8	64.8	57.3
Avg. Dist. to Rail [m]	2.6	2.8	2.2	4.5	6.2	6.1
Avg. Stride Freq. [Hz]	2.4	2.6	2.5	2.5	2.4	2.3
Avg. Stride Length [m]	4.6	7.1	7.3	7.0	6.9	6.8



Report Created: Sat 13 July 2024 16:46:43 GMT+10 (Note: Timing is based on positional data)

- [ ] Ranking at each section and finish
- :-:- No data available at this section
- NA No data available



Horse/Jockey Name	A SAMURAI MIND/Lachlan Neindorf
Finish Rank	13
Fastest Section Time (Section)	0:10.73 (L1000)
Top Speed [km/h] (Section)	68.9 (L1000)
Race State	Finished



### Thomas Farms RC Murray Bridge SA - Professional

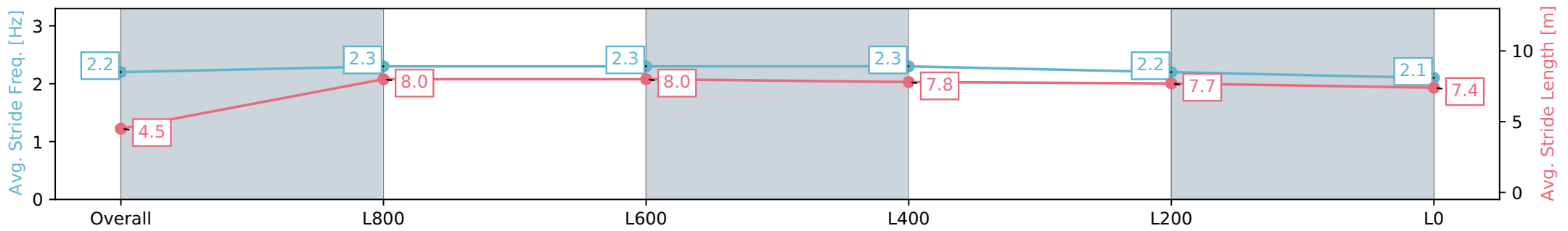
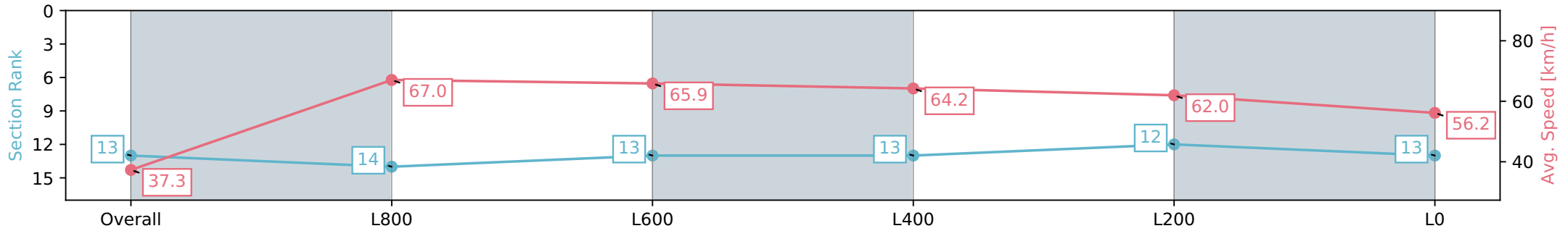
Race 9: Thomas Farms Handicap - 1100m

13 July 2024 - 4:01PM

Track Rating: Soft 5, Weather: Fine, Rail Position: +2m 1200m Chute, +5m Remainder



Section	Overall	L800	L600	L400	L200	L0
Section Times	1:07.22 [13] (0:09.66)	0:57.56 [14] (0:10.73)	0:46.83 [13] (0:11.03)	0:35.80 [13] (0:11.37)	0:24.43 [12] (0:11.61)	0:12.82 [13] (0:12.82)
Average Speed [km/h]	37.3	67.0	65.9	64.2	62.0	56.2
Top Speed [km/h]	63.3	68.9	68.9	65.8	64.0	59.5
Avg. Dist. to Rail [m]	6.5	1.0	2.4	3.5	5.7	7.3
Avg. Stride Freq. [Hz]	2.2	2.3	2.3	2.3	2.2	2.1
Avg. Stride Length [m]	4.5	8.0	8.0	7.8	7.7	7.4



Report Created: Sat 13 July 2024 16:46:46 GMT+10 (Note: Timing is based on positional data)

- [ ] Ranking at each section and finish
- :-:- No data available at this section
- NA No data available



Horse/Jockey Name	GRINZINGER ACE/Justin Potter
Finish Rank	14
Fastest Section Time (Section)	0:10.96 (L1000)
Top Speed [km/h] (Section)	67.0 (Overall)
Race State	Finished



Thomas Farms RC Murray Bridge SA - Professional

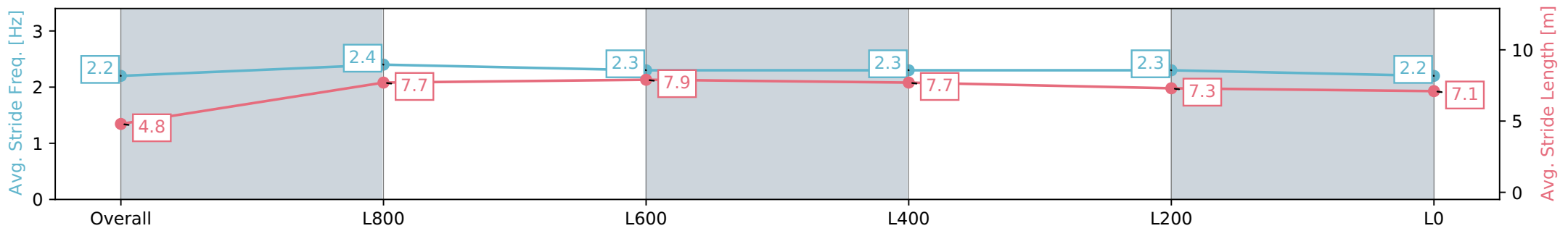
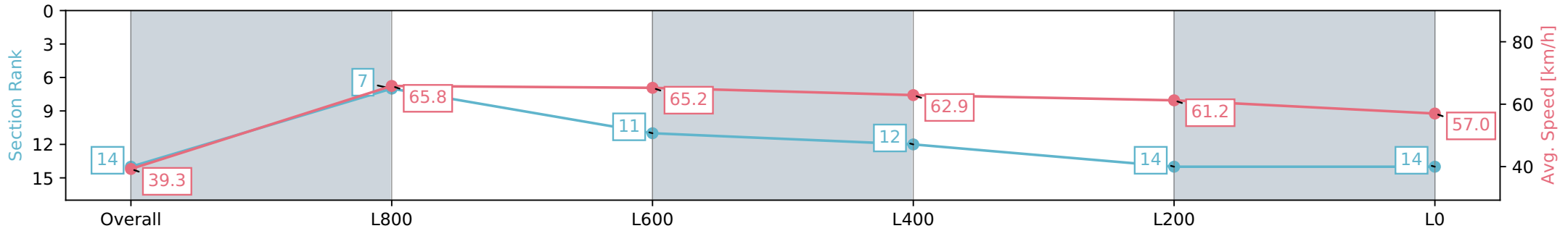
Race 9: Thomas Farms Handicap - 1100m

13 July 2024 - 4:01PM

Track Rating: Soft 5, Weather: Fine, Rail Position: +2m 1200m Chute, +5m Remainder



Section	Overall	L800	L600	L400	L200	L0
Section Times	1:07.45 [14] (0:09.15)	0:58.30 [7] (0:10.96)	0:47.34 [11] (0:11.25)	0:36.09 [12] (0:11.70)	0:24.39 [14] (0:11.76)	0:12.63 [14] (0:12.63)
Average Speed [km/h]	39.3	65.8	65.2	62.9	61.2	57.0
Top Speed [km/h]	62.8	67.0	66.4	63.8	63.1	59.3
Avg. Dist. to Rail [m]	12.7	3.7	5.4	5.9	10.8	10.9
Avg. Stride Freq. [Hz]	2.2	2.4	2.3	2.3	2.3	2.2
Avg. Stride Length [m]	4.8	7.7	7.9	7.7	7.3	7.1



Report Created: Sat 13 July 2024 16:46:48 GMT+10 (Note: Timing is based on positional data)

- [ ] Ranking at each section and finish
- :-:- No data available at this section
- NA No data available

