



RACINGSA

Thomas Farms RC Murray Bridge SA

Race 8: Emmetts Murray Bridge Handicap - 1400m

13 July 2024 - 3:24PM



Murray Bridge
Racing Club

Track Rating: Soft 5, Weather: Fine, Rail Position: +2m 1200m Chute, +5m Remainder

Section Field Times							Overall	L1200	L1000	L800	L600	L400		
							1:25.70 (0:14.28)	1:11.42 (0:10.96)	1:00.46 (0:11.45)	0:49.01 (0:12.04)	0:36.98 (0:12.14)	0:24.84 (0:12.00)		
Position	#	Horse/Jockey	Barrier	Top Speed [km/h]	Fastest Section	First 400m							Distance Travelled From Winner [m]	
1	2	DUNALLEY Jake Toeroek	6	68.2 1400-1200	0:11.21 1200-1000	0:25.82	1:25.70 (0:14.61)	1:11.09 [7] (0:11.21)	0:59.88 [5] (0:11.53)	0:48.35 [5] (0:11.90)	0:36.45 [5] (0:11.89)	0:24.56 [4] (0:11.80)		
2	1	BAMYAN BUDDHA Samuel Payne	9	67.1 1400-1200	0:11.07 1200-1000	0:25.35	1:25.71 (0:14.28)	1:11.43 [2] (0:11.07)	1:00.36 [2] (0:11.52)	0:48.84 [2] (0:12.09)	0:36.75 [2] (0:12.01)	0:24.74 [2] (0:11.89)	-2	
3	3	MARACOURT Ben Price	3	69.1 1400-1200	0:11.13 1200-1000	0:26.23	1:25.79 (0:15.10)	1:10.69 [12] (0:11.13)	0:59.56 [10] (0:11.80)	0:47.76 [10] (0:11.65)	0:36.11 [10] (0:11.93)	0:24.18 [10] (0:11.83)	+1	
4	13	DAWNBURST Dom Tournour	2	66.6 1400-1200	0:11.14 1200-1000	0:25.61	1:25.84 (0:14.47)	1:11.37 [4] (0:11.14)	1:00.23 [4] (0:11.54)	0:48.69 [4] (0:11.88)	0:36.81 [3] (0:12.19)	0:24.62 [5] (0:11.96)	+1	
5	14	STRATUM PRIDE Emily Finnegan	10	66.2 1400-1200	0:11.20 1200-1000	0:26.13	1:26.06 (0:14.93)	1:11.13 [10] (0:11.20)	0:59.93 [9] (0:11.76)	0:48.17 [9] (0:11.66)	0:36.51 [9] (0:11.80)	0:24.71 [7] (0:11.89)	+6	
6	10	BULLS ON PARADE Alana Livesey	7	67.3 1400-1200	0:10.95 1200-1000	0:25.24	1:26.10 (0:14.28)	1:11.81 [3] (0:10.95)	1:00.86 [1] (0:11.44)	0:49.42 [1] (0:12.04)	0:37.38 [1] (0:12.13)	0:25.25 [1] (0:12.05)	-4	
7	4	FLEURIEU FLIPPER Justin Potter	14	66.2 1400-1200	0:11.40 1200-1000	0:25.97	1:26.37 (0:14.56)	1:11.80 [6] (0:11.40)	1:00.40 [7] (0:11.64)	0:48.76 [7] (0:11.88)	0:36.88 [8] (0:11.91)	0:24.97 [8] (0:11.99)	+1	
8	7	VINO DECASA NOSTRA Harry Grace	5	64.8 1400-1200	0:11.41 1200-1000	0:26.03	1:26.41 (0:14.62)	1:11.79 [8] (0:11.41)	1:00.38 [8] (0:11.67)	0:48.71 [8] (0:11.75)	0:36.96 [7] (0:11.85)	0:25.11 [6] (0:12.03)	-1	
9	12	TAMETOMO Jacob Opperman	1	66.0 1400-1200	0:11.27 1200-1000	0:26.38	1:26.55 (0:15.11)	1:11.44 [13] (0:11.27)	1:00.17 [12] (0:12.06)	0:48.11 [12] (0:11.56)	0:36.55 [12] (0:11.67)	0:24.88 [11] (0:12.00)	-3	
10	6	BONJOUR Callan Murray	4	65.5 1400-1200	0:11.32 1200-1000	0:25.86	1:26.59 (0:14.54)	1:12.05 [5] (0:11.32)	1:00.73 [6] (0:11.56)	0:49.16 [6] (0:11.90)	0:37.26 [6] (0:12.11)	0:25.15 [9] (0:12.08)	-1	

Scratched: Belmont Avenue (#9)

Report Created: Sat 13 July 2024 16:15:40 GMT+10 (Note: Timing is based on positional data)

- [] Position in running at each section and finish
- # Saddle cloth number
- :-:- No data available at this section
- DNF Did not finish
- NA No data available
- DNT Did not track
- █ Background shading for fastest section



RACINGSA

Thomas Farms RC Murray Bridge SA

Race 8: Emmetts Murray Bridge Handicap - 1400m

13 July 2024 - 3:24PM



Murray Bridge
Racing Club

Track Rating: Soft 5, Weather: Fine, Rail Position: +2m 1200m Chute, +5m Remainder

Section								Overall	L1200	L1000	L800	L600	L400		
Field Times								1:25.70 (0:14.28)	1:11.42 (0:10.96)	1:00.46 (0:11.45)	0:49.01 (0:12.04)	0:36.98 (0:12.14)	0:24.84 (0:12.00)		
Position	#	Horse/Jockey	Barrier	Top Speed [km/h]	Fastest Section	First 400m								Distance Travelled From Winner [m]	
11	5	THE SEVEN SEAS Lachlan Neindorf	8	66.8 1400-1200	0:11.25 1200-1000	0:25.53	1:26.76 (0:14.28)	1:12.48 [1] (0:11.25)	1:01.23 [3] (0:11.60)	0:49.63 [3] (0:11.96)	0:37.67 [4] (0:12.03)	0:25.64 [3] (0:12.24)	+1		
12	11	INORDINATE Rochelle Milnes	11	64.8 1400-1200	0:11.45 1200-1000	0:26.36	1:27.16 (0:14.91)	1:12.25 [9] (0:11.45)	1:00.80 [11] (0:12.31)	0:48.49 [13] (0:11.86)	0:36.63 [13] (0:11.98)	0:24.65 [13] (0:12.11)	-2		
13	8	GALACTIC FURY Jessica Eaton	12	66.9 1400-1200	0:11.33 1200-1000	0:26.38	1:27.79 (0:15.05)	1:12.74 [11] (0:11.33)	1:01.41 [13] (0:11.95)	0:49.46 [11] (0:11.66)	0:37.80 [11] (0:11.87)	0:25.93 [12] (0:12.34)	+5		

Scratched: Belmont Avenue (#9)

- [] Position in running at each section and finish # Saddle cloth number
- :-:- No data available at this section DNF Did not finish
- NA No data available DNT Did not track
- █ Background shading for fastest section



RACINGSA

Thomas Farms RC Murray Bridge SA

Race 8: Emmetts Murray Bridge Handicap - 1400m

13 July 2024 - 3:24PM



Murray Bridge
Racing Club

Track Rating: Soft 5, Weather: Fine, Rail Position: +2m 1200m Chute, +5m Remainder

Section Field Times

L200
0:12.84
(0:12.84)

Position	#	Horse/Jockey	Barrier	Top Speed [km/h]	Fastest Section	First 400m	Margin							Distance Travelled From Winner [m]
1	2	DUNALLEY Jake Toeroek	6	68.2 1400-1200	0:11.21 1200-1000	0:25.82	0:12.76 [3] (0:12.76)	1:25.70						
2	1	BAMYAN BUDDHA Samuel Payne	9	67.1 1400-1200	0:11.07 1200-1000	0:25.35	0:12.85 [1] (0:12.85)	0.0L						-2
3	3	MARACOURT Ben Price	3	69.1 1400-1200	0:11.13 1200-1000	0:26.23	0:12.35 [9] (0:12.35)	0.6L						+1
4	13	DAWNBURST Dom Tourneur	2	66.6 1400-1200	0:11.14 1200-1000	0:25.61	0:12.66 [4] (0:12.66)	0.9L						+1
5	14	STRATUM PRIDE Emily Finnegan	10	66.2 1400-1200	0:11.20 1200-1000	0:26.13	0:12.82 [5] (0:12.82)	2.3L						+6
6	10	BULLS ON PARADE Alana Livesey	7	67.3 1400-1200	0:10.95 1200-1000	0:25.24	0:13.20 [2] (0:13.20)	2.5L						-4
7	4	FLEURIEU FLIPPER Justin Potter	14	66.2 1400-1200	0:11.40 1200-1000	0:25.97	0:12.98 [8] (0:12.98)	4.2L						+1
8	7	VINO DECASA NOSTRA Harry Grace	5	64.8 1400-1200	0:11.41 1200-1000	0:26.03	0:13.08 [6] (0:13.08)	4.5L						-1
9	12	TAMETOMO Jacob Opperman	1	66.0 1400-1200	0:11.27 1200-1000	0:26.38	0:12.88 [11] (0:12.88)	5.3L						-3
10	6	BONJOUR Callan Murray	4	65.5 1400-1200	0:11.32 1200-1000	0:25.86	0:13.07 [10] (0:13.07)	5.6L						-1

Scratched: Belmont Avenue (#9)

Report Created: Sat 13 July 2024 16:15:40 GMT+10 (Note: Timing is based on positional data)

- [] Position in running at each section and finish # Saddle cloth number
- :-:- No data available at this section DNF Did not finish
- NA No data available DNT Did not track
- █ Background shading for fastest section



RACINGSA

Thomas Farms RC Murray Bridge SA Race 8: Emmetts Murray Bridge Handicap - 1400m

13 July 2024 - 3:24PM

Track Rating: Soft 5, Weather: Fine, Rail Position: +2m 1200m Chute, +5m Remainder



Murray Bridge
Racing Club

Section

Field Times

L200

0:12.84

(0:12.84)

Position	#	Horse/Jockey	Barrier	Top Speed [km/h]	Fastest Section	First 400m	Margin							Distance Travelled From Winner [m]
11	5	THE SEVEN SEAS	8	66.8	0:11.25	0:25.53	0:13.40 [7]	6.6L						+1
		Lachlan Neindorf		1400-1200	1200-1000		(0:13.40)							
12	11	INORDINATE	11	64.8	0:11.45	0:26.36	0:12.54 [13]	9.1L						-2
		Rochelle Milnes		1400-1200	1200-1000		(0:12.54)							
13	8	GALACTIC FURY	12	66.9	0:11.33	0:26.38	0:13.59 [12]	13.1L						+5
		Jessica Eaton		1400-1200	1200-1000		(0:13.59)							

Scratched: Belmont Avenue (#9)

[] Position in running at each section and finish # Saddle cloth number

-:-:- No data available at this section DNF Did not finish

NA No data available DNT Did not track

■ Background shading for fastest section

Horse/Jockey Name	DUNALLEY/Jake Toeroek
Finish Rank	1
Fastest Section Time (Section)	0:11.21 (L1200)
Top Speed [km/h] (Section)	68.2 (Overall)
Race State	Finished



Thomas Farms RC Murray Bridge SA - Professional

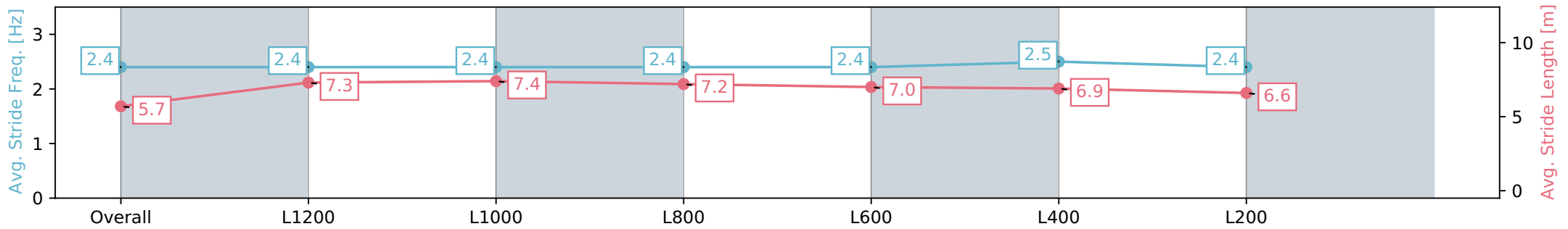
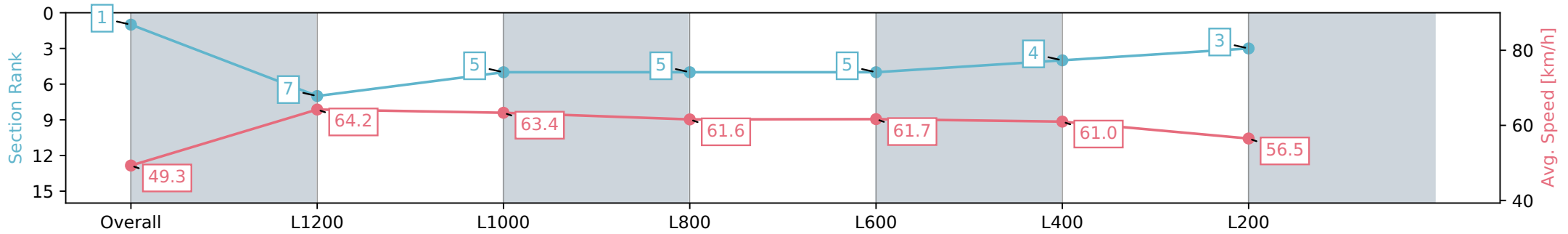
Race 8: Emmetts Murray Bridge Handicap - 1400m

13 July 2024 - 3:24PM

Track Rating: Soft 5, Weather: Fine, Rail Position: +2m 1200m Chute, +5m Remainder



Section	Overall	L1200	L1000	L800	L600	L400	L200
Section Times	1:25.70 [1] (0:14.61)	1:11.09 [7] (0:11.21)	0:59.88 [5] (0:11.53)	0:48.35 [5] (0:11.90)	0:36.45 [5] (0:11.89)	0:24.56 [4] (0:11.80)	0:12.76 [3] (0:12.76)
Average Speed [km/h]	49.3	64.2	63.4	61.6	61.7	61.0	56.5
Top Speed [km/h]	68.2	66.1	64.9	63.4	62.9	62.1	58.4
Avg. Dist. to Rail [m]	3.1	1.3	2.5	3.6	4.5	6.0	6.6
Avg. Stride Freq. [Hz]	2.4	2.4	2.4	2.4	2.4	2.5	2.4
Avg. Stride Length [m]	5.7	7.3	7.4	7.2	7.0	6.9	6.6



Report Created: Sat 13 July 2024 16:15:43 GMT+10 (Note: Timing is based on positional data)

- [] Ranking at each section and finish
- :-:- No data available at this section
- NA No data available

Horse/Jockey Name	BAMYAN BUDDHA/Samuel Payne
Finish Rank	2
Fastest Section Time (Section)	0:11.07 (L1200)
Top Speed [km/h] (Section)	67.1 (Overall)
Race State	Finished



Thomas Farms RC Murray Bridge SA - Professional

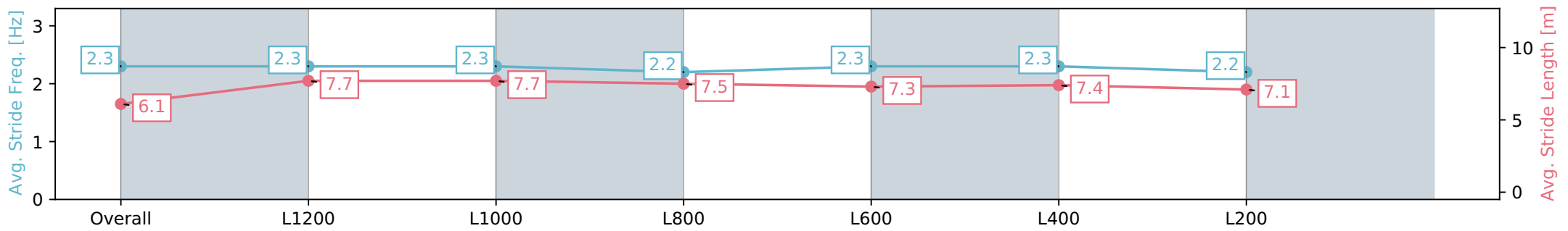
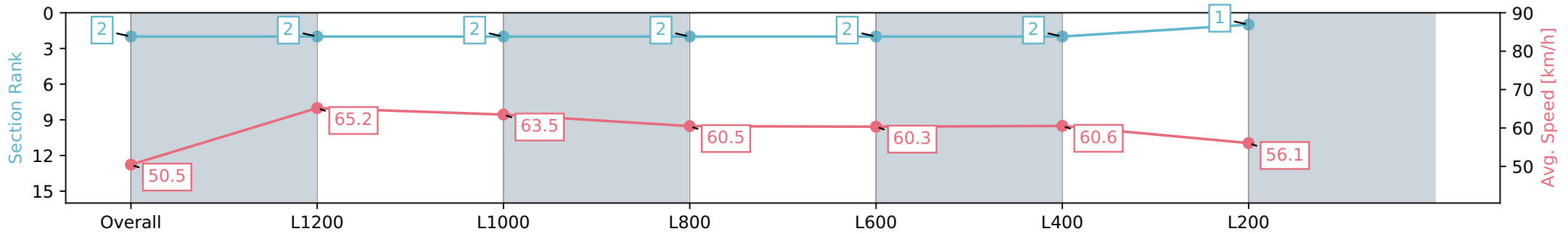
Race 8: Emmetts Murray Bridge Handicap - 1400m

13 July 2024 - 3:24PM

Track Rating: Soft 5, Weather: Fine, Rail Position: +2m 1200m Chute, +5m Remainder



Section	Overall	L1200	L1000	L800	L600	L400	L200
Section Times	1:25.71 [2] (0:14.28)	1:11.43 [2] (0:11.07)	1:00.36 [2] (0:11.52)	0:48.84 [2] (0:12.09)	0:36.75 [2] (0:12.01)	0:24.74 [2] (0:11.89)	0:12.85 [1] (0:12.85)
Average Speed [km/h]	50.5	65.2	63.5	60.5	60.3	60.6	56.1
Top Speed [km/h]	67.1	67.1	64.5	62.4	62.0	62.2	58.3
Avg. Dist. to Rail [m]	7.1	3.7	3.2	2.9	1.8	3.4	4.8
Avg. Stride Freq. [Hz]	2.3	2.3	2.3	2.2	2.3	2.3	2.2
Avg. Stride Length [m]	6.1	7.7	7.7	7.5	7.3	7.4	7.1



[] Ranking at each section and finish
 -:-:- No data available at this section
 NA No data available

Horse/Jockey Name	MARACOURT/Ben Price
Finish Rank	3
Fastest Section Time (Section)	0:11.13 (L1200)
Top Speed [km/h] (Section)	69.1 (Overall)
Race State	Finished



Thomas Farms RC Murray Bridge SA - Professional

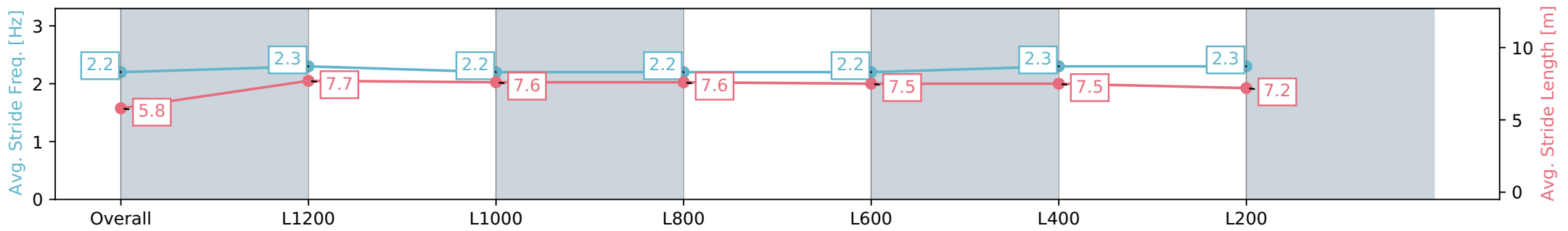
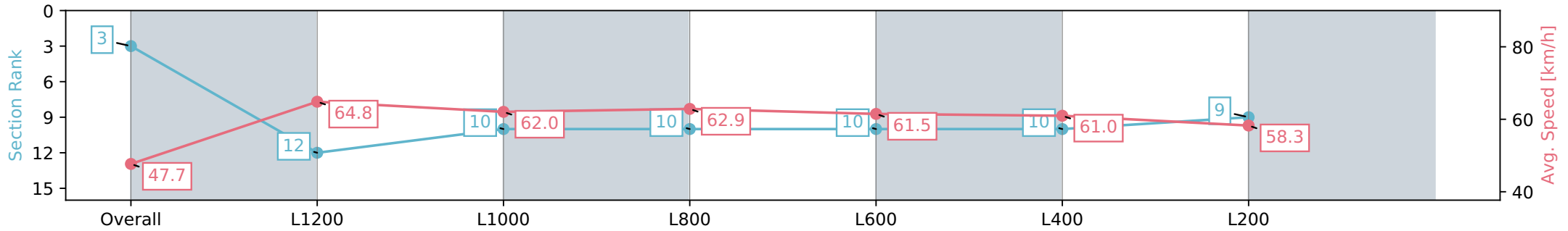
Race 8: Emmetts Murray Bridge Handicap - 1400m

13 July 2024 - 3:24PM

Track Rating: Soft 5, Weather: Fine, Rail Position: +2m 1200m Chute, +5m Remainder



Section	Overall	L1200	L1000	L800	L600	L400	L200
Section Times	1:25.79 [3] (0:15.10)	1:10.69 [12] (0:11.13)	0:59.56 [10] (0:11.80)	0:47.76 [10] (0:11.65)	0:36.11 [10] (0:11.93)	0:24.18 [10] (0:11.83)	0:12.35 [9] (0:12.35)
Average Speed [km/h]	47.7	64.8	62.0	62.9	61.5	61.0	58.3
Top Speed [km/h]	69.1	66.9	63.6	64.6	62.0	61.6	59.9
Avg. Dist. to Rail [m]	2.4	1.7	2.9	3.5	5.2	9.6	10.7
Avg. Stride Freq. [Hz]	2.2	2.3	2.2	2.2	2.2	2.3	2.3
Avg. Stride Length [m]	5.8	7.7	7.6	7.6	7.5	7.5	7.2



Report Created: Sat 13 July 2024 16:15:49 GMT+10 (Note: Timing is based on positional data)

- [] Ranking at each section and finish
- :-:- No data available at this section
- NA No data available

Horse/Jockey Name	DAWNBURST/Dom Tourneur
Finish Rank	4
Fastest Section Time (Section)	0:11.14 (L1200)
Top Speed [km/h] (Section)	66.6 (Overall)
Race State	Finished



Thomas Farms RC Murray Bridge SA - Professional

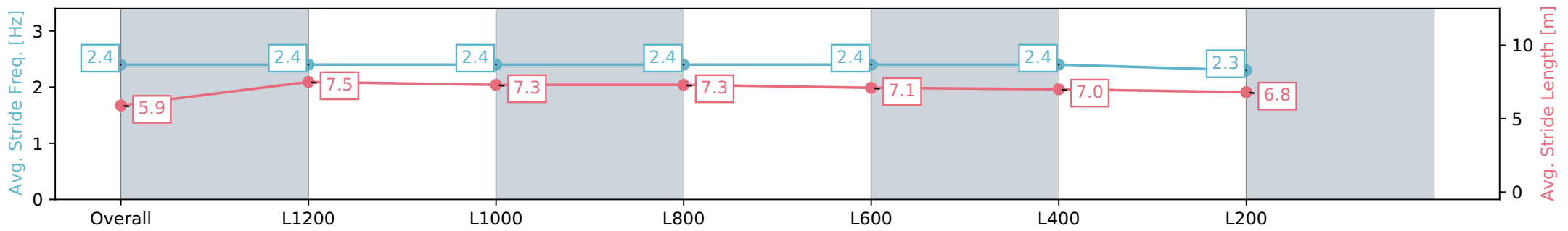
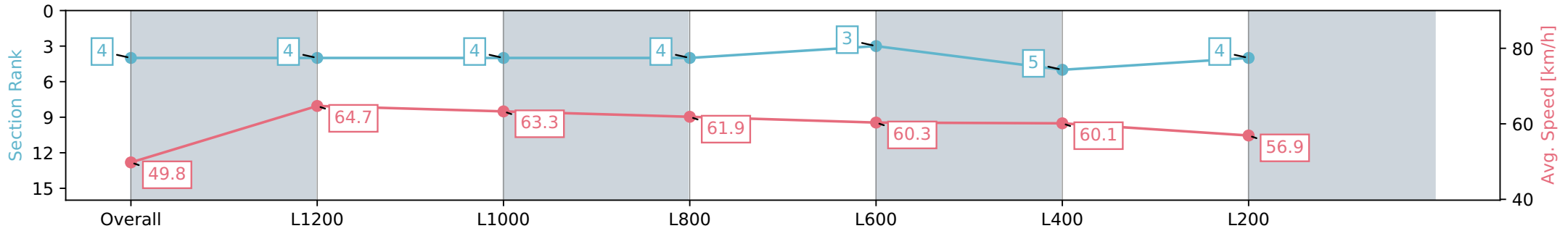
Race 8: Emmetts Murray Bridge Handicap - 1400m

13 July 2024 - 3:24PM

Track Rating: Soft 5, Weather: Fine, Rail Position: +2m 1200m Chute, +5m Remainder



Section	Overall	L1200	L1000	L800	L600	L400	L200
Section Times	1:25.84 [4] (0:14.47)	1:11.37 [4] (0:11.14)	1:00.23 [4] (0:11.54)	0:48.69 [4] (0:11.88)	0:36.81 [3] (0:12.19)	0:24.62 [5] (0:11.96)	0:12.66 [4] (0:12.66)
Average Speed [km/h]	49.8	64.7	63.3	61.9	60.3	60.1	56.9
Top Speed [km/h]	66.6	66.5	64.4	63.8	62.0	61.9	58.7
Avg. Dist. to Rail [m]	2.5	0.9	2.9	4.1	4.9	6.1	5.9
Avg. Stride Freq. [Hz]	2.4	2.4	2.4	2.4	2.4	2.4	2.3
Avg. Stride Length [m]	5.9	7.5	7.3	7.3	7.1	7.0	6.8



Report Created: Sat 13 July 2024 16:15:52 GMT+10 (Note: Timing is based on positional data)

- [] Ranking at each section and finish
- :-:- No data available at this section
- NA No data available

Horse/Jockey Name	STRATUM PRIDE/Emily Finnegan
Finish Rank	5
Fastest Section Time (Section)	0:11.20 (L1200)
Top Speed [km/h] (Section)	66.2 (Overall)
Race State	Finished



Thomas Farms RC Murray Bridge SA - Professional

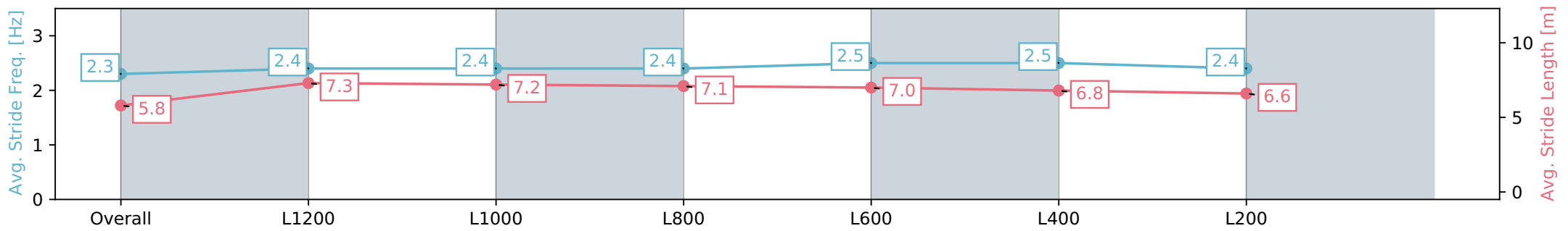
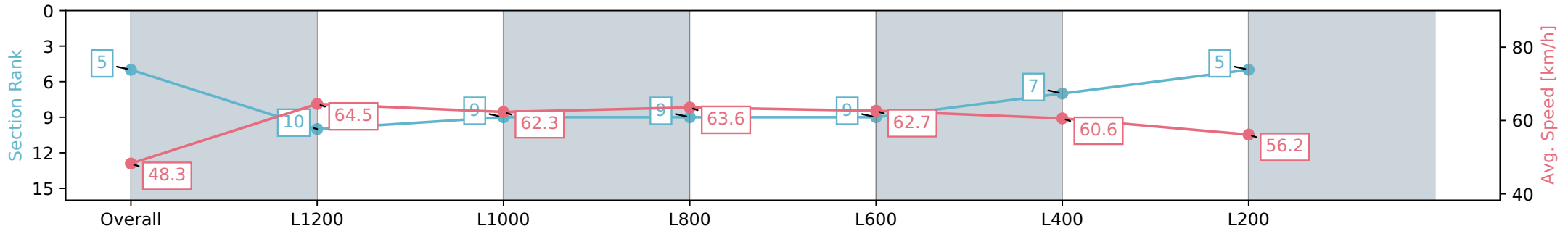
Race 8: Emmetts Murray Bridge Handicap - 1400m

13 July 2024 - 3:24PM

Track Rating: Soft 5, Weather: Fine, Rail Position: +2m 1200m Chute, +5m Remainder



Section	Overall	L1200	L1000	L800	L600	L400	L200
Section Times	1:26.06 [5] (0:14.93)	1:11.13 [10] (0:11.20)	0:59.93 [9] (0:11.76)	0:48.17 [9] (0:11.66)	0:36.51 [9] (0:11.80)	0:24.71 [7] (0:11.89)	0:12.82 [5] (0:12.82)
Average Speed [km/h]	48.3	64.5	62.3	63.6	62.7	60.6	56.2
Top Speed [km/h]	64.5	66.2	64.4	64.3	63.8	62.6	59.1
Avg. Dist. to Rail [m]	6.2	2.3	3.7	5.6	6.4	9.4	9.8
Avg. Stride Freq. [Hz]	2.3	2.4	2.4	2.4	2.5	2.5	2.4
Avg. Stride Length [m]	5.8	7.3	7.2	7.1	7.0	6.8	6.6



Report Created: Sat 13 July 2024 16:15:55 GMT+10 (Note: Timing is based on positional data)

- [] Ranking at each section and finish
- :-:- No data available at this section
- NA No data available

Horse/Jockey Name	BULLS ON PARADE/Alana Livesey
Finish Rank	6
Fastest Section Time (Section)	0:10.95 (L1200)
Top Speed [km/h] (Section)	67.3 (Overall)
Race State	Finished



Thomas Farms RC Murray Bridge SA - Professional

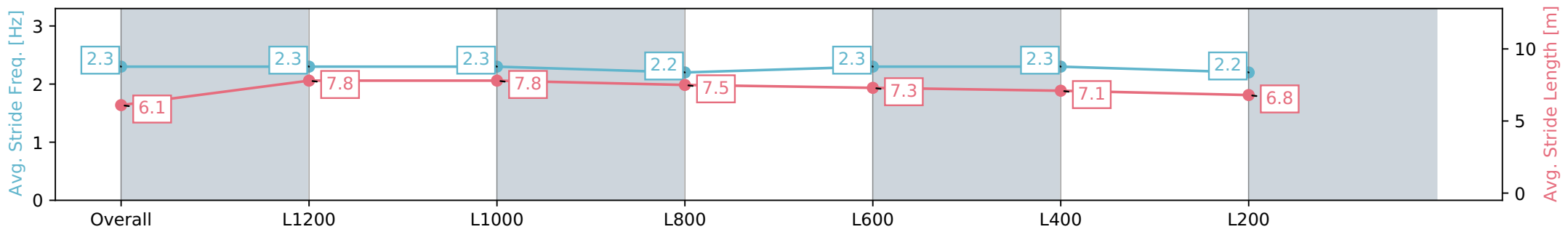
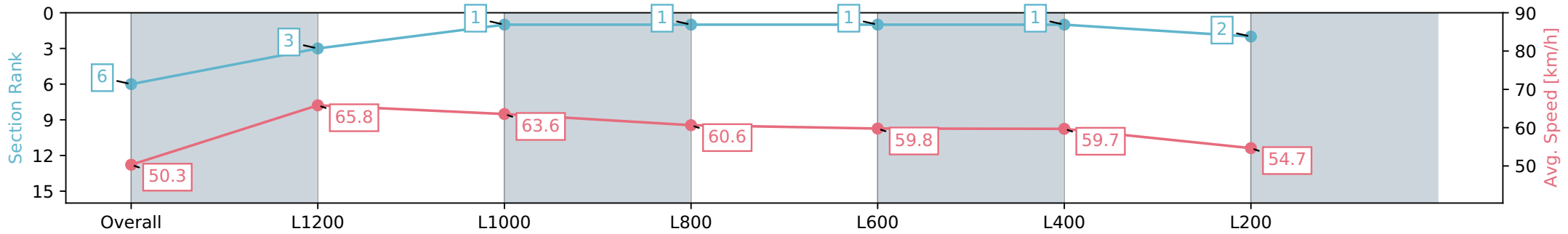
Race 8: Emmetts Murray Bridge Handicap - 1400m

13 July 2024 - 3:24PM

Track Rating: Soft 5, Weather: Fine, Rail Position: +2m 1200m Chute, +5m Remainder



Section	Overall	L1200	L1000	L800	L600	L400	L200
Section Times	1:26.10 [6] (0:14.28)	1:11.81 [3] (0:10.95)	1:00.86 [1] (0:11.44)	0:49.42 [1] (0:12.04)	0:37.38 [1] (0:12.13)	0:25.25 [1] (0:12.05)	0:13.20 [2] (0:13.20)
Average Speed [km/h]	50.3	65.8	63.6	60.6	59.8	59.7	54.7
Top Speed [km/h]	66.6	67.3	64.9	61.6	61.3	61.7	57.6
Avg. Dist. to Rail [m]	5.0	0.9	1.9	2.7	2.1	3.6	3.8
Avg. Stride Freq. [Hz]	2.3	2.3	2.3	2.2	2.3	2.3	2.2
Avg. Stride Length [m]	6.1	7.8	7.8	7.5	7.3	7.1	6.8



[] Ranking at each section and finish
 -:-:- No data available at this section
 NA No data available

Horse/Jockey Name	FLEURIEU FLIPPER/Justin Potter
Finish Rank	7
Fastest Section Time (Section)	0:11.40 (L1200)
Top Speed [km/h] (Section)	66.2 (Overall)
Race State	Finished



Thomas Farms RC Murray Bridge SA - Professional

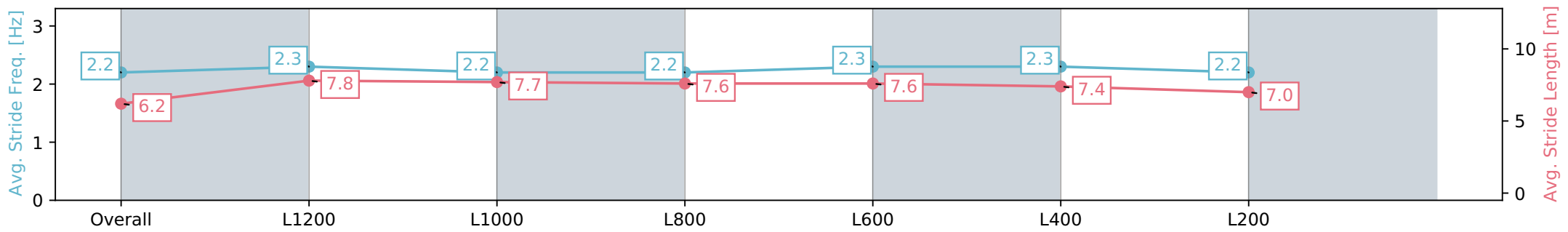
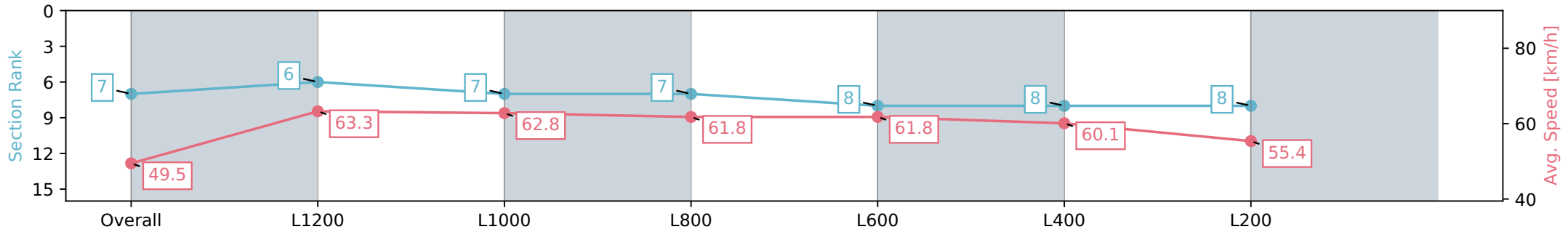
Race 8: Emmetts Murray Bridge Handicap - 1400m

13 July 2024 - 3:24PM

Track Rating: Soft 5, Weather: Fine, Rail Position: +2m 1200m Chute, +5m Remainder



Section	Overall	L1200	L1000	L800	L600	L400	L200
Section Times	1:26.37 [7] (0:14.56)	1:11.80 [6] (0:11.40)	1:00.40 [7] (0:11.64)	0:48.76 [7] (0:11.88)	0:36.88 [8] (0:11.91)	0:24.97 [8] (0:11.99)	0:12.98 [8] (0:12.98)
Average Speed [km/h]	49.5	63.3	62.8	61.8	61.8	60.1	55.4
Top Speed [km/h]	66.0	66.2	64.1	63.3	62.2	62.1	57.5
Avg. Dist. to Rail [m]	8.8	2.4	2.8	3.7	5.5	8.5	8.9
Avg. Stride Freq. [Hz]	2.2	2.3	2.2	2.2	2.3	2.3	2.2
Avg. Stride Length [m]	6.2	7.8	7.7	7.6	7.6	7.4	7.0



[] Ranking at each section and finish
 -:-:- No data available at this section
 NA No data available

Horse/Jockey Name	VINO DECASA NOSTRA/Harry Grace
Finish Rank	8
Fastest Section Time (Section)	0:11.41 (L1200)
Top Speed [km/h] (Section)	64.8 (Overall)
Race State	Finished



Thomas Farms RC Murray Bridge SA - Professional

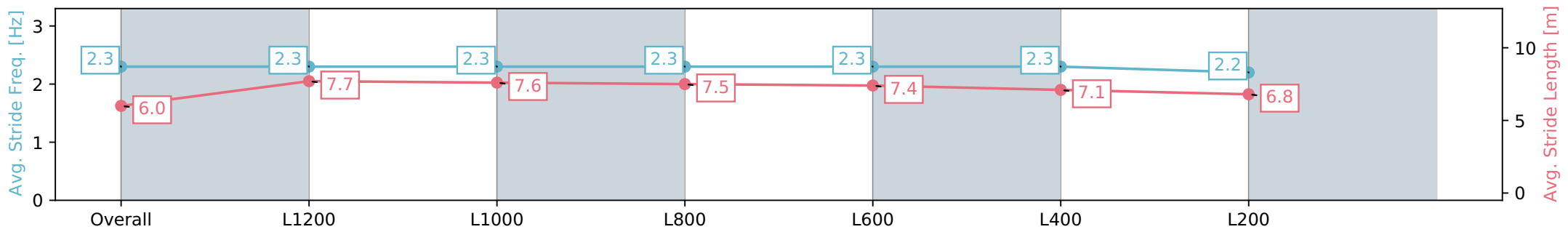
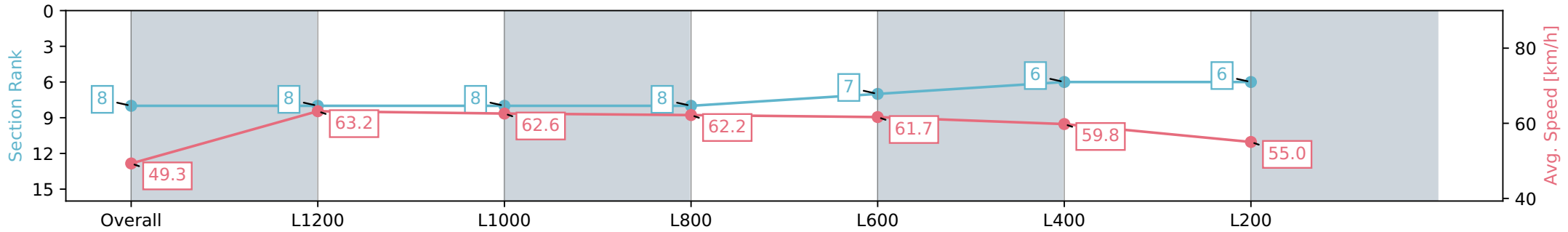
Race 8: Emmetts Murray Bridge Handicap - 1400m

13 July 2024 - 3:24PM

Track Rating: Soft 5, Weather: Fine, Rail Position: +2m 1200m Chute, +5m Remainder



Section	Overall	L1200	L1000	L800	L600	L400	L200
Section Times	1:26.41 [8] (0:14.62)	1:11.79 [8] (0:11.41)	1:00.38 [8] (0:11.67)	0:48.71 [8] (0:11.75)	0:36.96 [7] (0:11.85)	0:25.11 [6] (0:12.03)	0:13.08 [6] (0:13.08)
Average Speed [km/h]	49.3	63.2	62.6	62.2	61.7	59.8	55.0
Top Speed [km/h]	64.8	64.7	63.4	63.1	62.3	62.3	57.4
Avg. Dist. to Rail [m]	4.1	2.6	2.6	2.9	3.7	6.6	6.5
Avg. Stride Freq. [Hz]	2.3	2.3	2.3	2.3	2.3	2.3	2.2
Avg. Stride Length [m]	6.0	7.7	7.6	7.5	7.4	7.1	6.8



[] Ranking at each section and finish
 -:-:- No data available at this section
 NA No data available

Horse/Jockey Name	TAMETOMO/Jacob Opperman
Finish Rank	9
Fastest Section Time (Section)	0:11.27 (L1200)
Top Speed [km/h] (Section)	66.0 (Overall)
Race State	Finished



Thomas Farms RC Murray Bridge SA - Professional

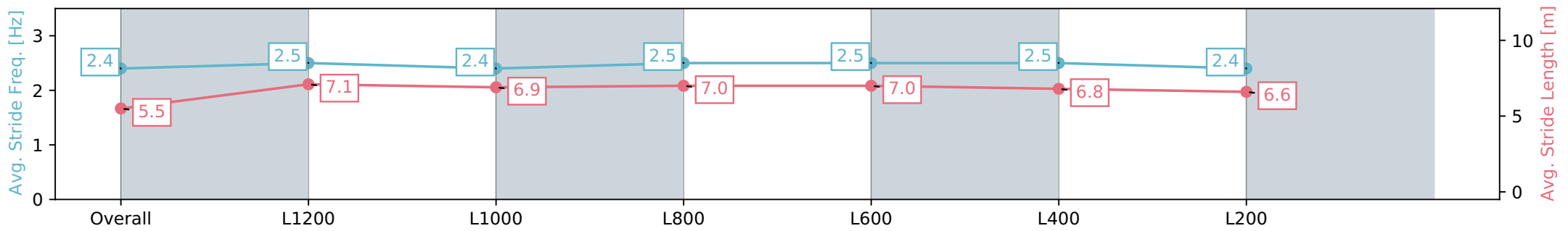
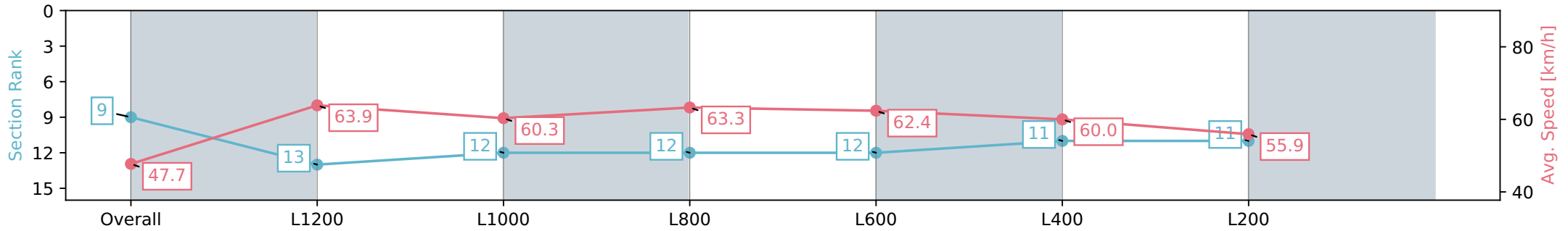
Race 8: Emmetts Murray Bridge Handicap - 1400m

13 July 2024 - 3:24PM

Track Rating: Soft 5, Weather: Fine, Rail Position: +2m 1200m Chute, +5m Remainder



Section	Overall	L1200	L1000	L800	L600	L400	L200
Section Times	1:26.55 [9] (0:15.11)	1:11.44 [13] (0:11.27)	1:00.17 [12] (0:12.06)	0:48.11 [12] (0:11.56)	0:36.55 [12] (0:11.67)	0:24.88 [11] (0:12.00)	0:12.88 [11] (0:12.88)
Average Speed [km/h]	47.7	63.9	60.3	63.3	62.4	60.0	55.9
Top Speed [km/h]	65.6	66.0	61.9	64.4	63.6	62.1	58.2
Avg. Dist. to Rail [m]	0.8	0.3	2.0	3.0	2.8	6.1	8.0
Avg. Stride Freq. [Hz]	2.4	2.5	2.4	2.5	2.5	2.5	2.4
Avg. Stride Length [m]	5.5	7.1	6.9	7.0	7.0	6.8	6.6



[] Ranking at each section and finish
 -:-:- No data available at this section
 NA No data available

Horse/Jockey Name	BONJOUR/Callan Murray
Finish Rank	10
Fastest Section Time (Section)	0:11.32 (L1200)
Top Speed [km/h] (Section)	65.5 (Overall)
Race State	Finished



Thomas Farms RC Murray Bridge SA - Professional

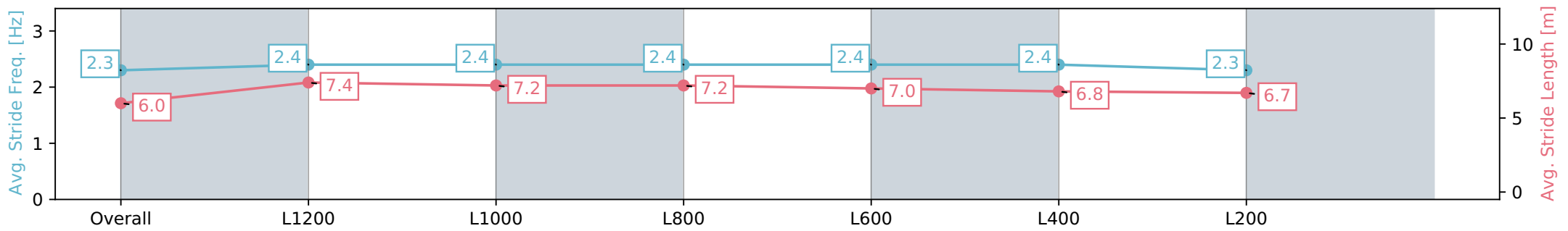
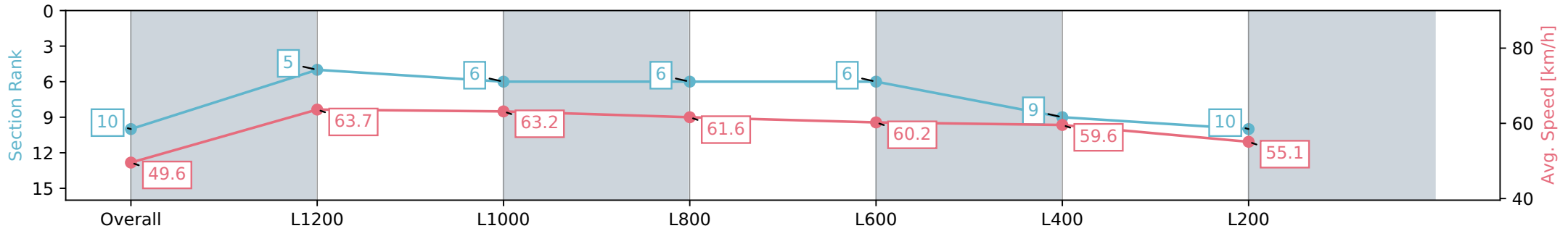
Race 8: Emmetts Murray Bridge Handicap - 1400m

13 July 2024 - 3:24PM

Track Rating: Soft 5, Weather: Fine, Rail Position: +2m 1200m Chute, +5m Remainder



Section	Overall	L1200	L1000	L800	L600	L400	L200
Section Times	1:26.59 [10] (0:14.54)	1:12.05 [5] (0:11.32)	1:00.73 [6] (0:11.56)	0:49.16 [6] (0:11.90)	0:37.26 [6] (0:12.11)	0:25.15 [9] (0:12.08)	0:13.07 [10] (0:13.07)
Average Speed [km/h]	49.6	63.7	63.2	61.6	60.2	59.6	55.1
Top Speed [km/h]	65.5	65.2	65.1	63.6	61.7	61.5	57.0
Avg. Dist. to Rail [m]	2.7	1.6	2.9	3.7	3.2	5.2	4.8
Avg. Stride Freq. [Hz]	2.3	2.4	2.4	2.4	2.4	2.4	2.3
Avg. Stride Length [m]	6.0	7.4	7.2	7.2	7.0	6.8	6.7



[] Ranking at each section and finish
 -:-:- No data available at this section
 NA No data available

Horse/Jockey Name	THE SEVEN SEAS/Lachlan Neindorf
Finish Rank	11
Fastest Section Time (Section)	0:11.25 (L1200)
Top Speed [km/h] (Section)	66.8 (Overall)
Race State	Finished



Thomas Farms RC Murray Bridge SA - Professional

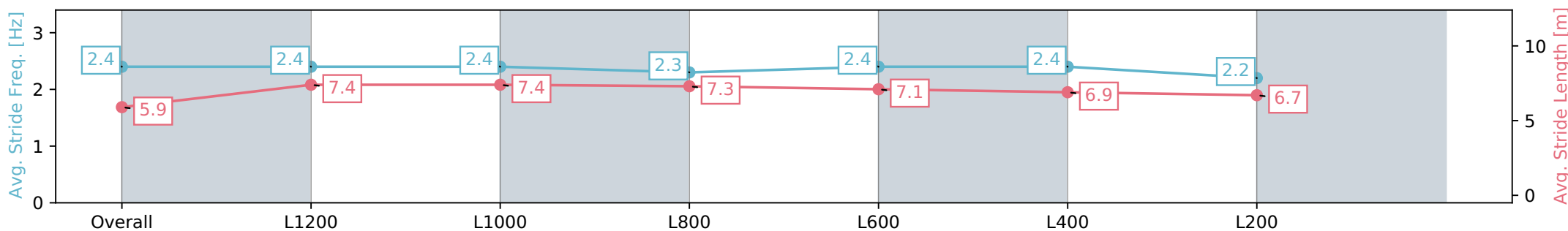
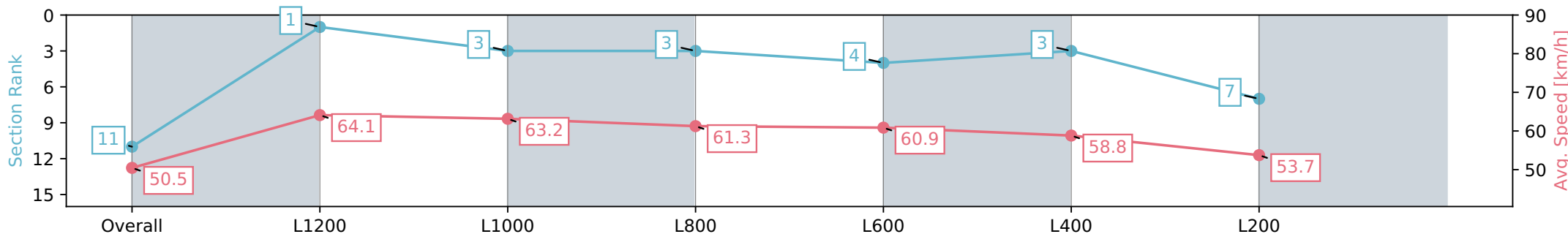
Race 8: Emmetts Murray Bridge Handicap - 1400m

13 July 2024 - 3:24PM

Track Rating: Soft 5, Weather: Fine, Rail Position: +2m 1200m Chute, +5m Remainder



Section	Overall	L1200	L1000	L800	L600	L400	L200
Section Times	1:26.76 [11] (0:14.28)	1:12.48 [1] (0:11.25)	1:01.23 [3] (0:11.60)	0:49.63 [3] (0:11.96)	0:37.67 [4] (0:12.03)	0:25.64 [3] (0:12.24)	0:13.40 [7] (0:13.40)
Average Speed [km/h]	50.5	64.1	63.2	61.3	60.9	58.8	53.7
Top Speed [km/h]	66.1	66.8	63.9	62.5	61.6	61.0	56.4
Avg. Dist. to Rail [m]	6.8	2.9	3.2	3.7	4.2	6.2	6.3
Avg. Stride Freq. [Hz]	2.4	2.4	2.4	2.3	2.4	2.4	2.2
Avg. Stride Length [m]	5.9	7.4	7.4	7.3	7.1	6.9	6.7



- [] Ranking at each section and finish
- :-:- No data available at this section
- NA No data available

Horse/Jockey Name	INORDINATE/Rochelle Milnes
Finish Rank	12
Fastest Section Time (Section)	0:11.45 (L1200)
Top Speed [km/h] (Section)	64.8 (Overall)
Race State	Finished



Thomas Farms RC Murray Bridge SA - Professional

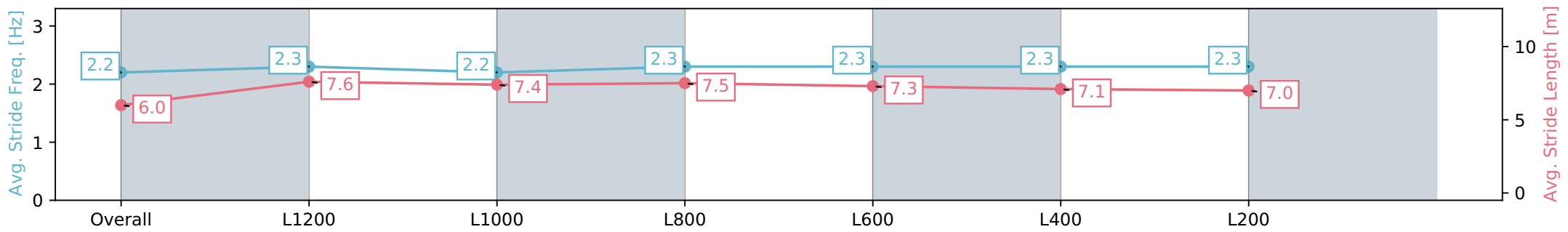
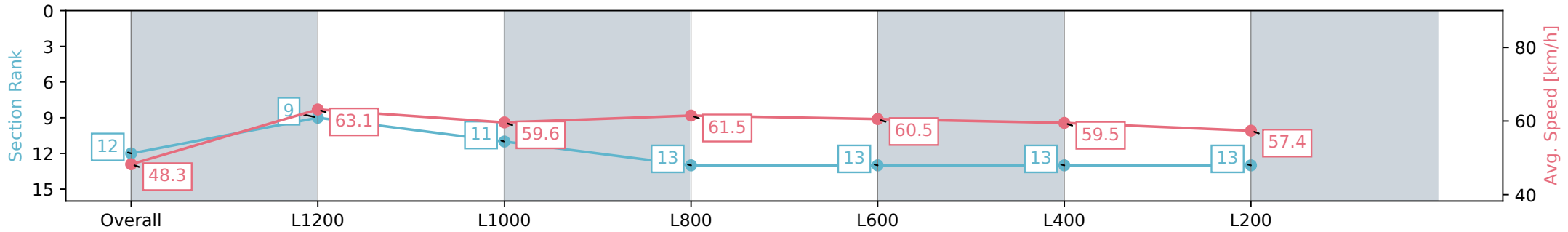
Race 8: Emmetts Murray Bridge Handicap - 1400m

13 July 2024 - 3:24PM

Track Rating: Soft 5, Weather: Fine, Rail Position: +2m 1200m Chute, +5m Remainder



Section	Overall	L1200	L1000	L800	L600	L400	L200
Section Times	1:27.16 [12] (0:14.91)	1:12.25 [9] (0:11.45)	1:00.80 [11] (0:12.31)	0:48.49 [13] (0:11.86)	0:36.63 [13] (0:11.98)	0:24.65 [13] (0:12.11)	0:12.54 [13] (0:12.54)
Average Speed [km/h]	48.3	63.1	59.6	61.5	60.5	59.5	57.4
Top Speed [km/h]	64.4	64.8	61.0	62.6	61.5	61.3	58.7
Avg. Dist. to Rail [m]	8.2	4.1	3.6	2.4	2.0	1.9	1.7
Avg. Stride Freq. [Hz]	2.2	2.3	2.2	2.3	2.3	2.3	2.3
Avg. Stride Length [m]	6.0	7.6	7.4	7.5	7.3	7.1	7.0



[] Ranking at each section and finish
 -:-:- No data available at this section
 NA No data available

Horse/Jockey Name	GALACTIC FURY/Jessica Eaton
Finish Rank	13
Fastest Section Time (Section)	0:11.33 (L1200)
Top Speed [km/h] (Section)	66.9 (Overall)
Race State	Finished



Thomas Farms RC Murray Bridge SA - Professional

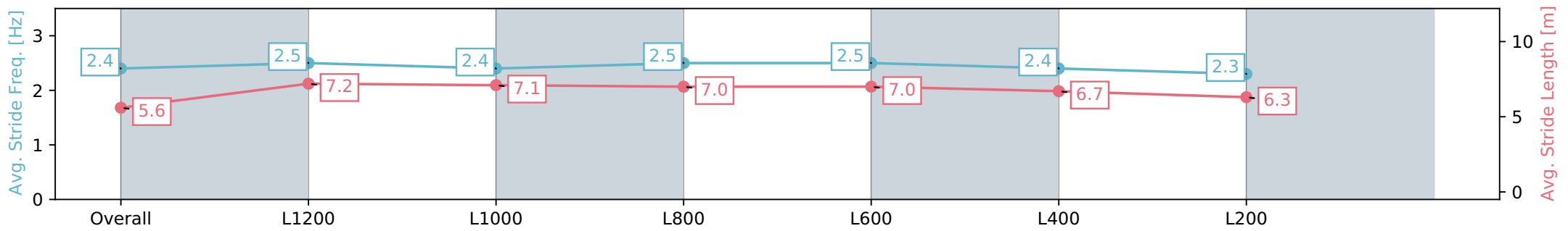
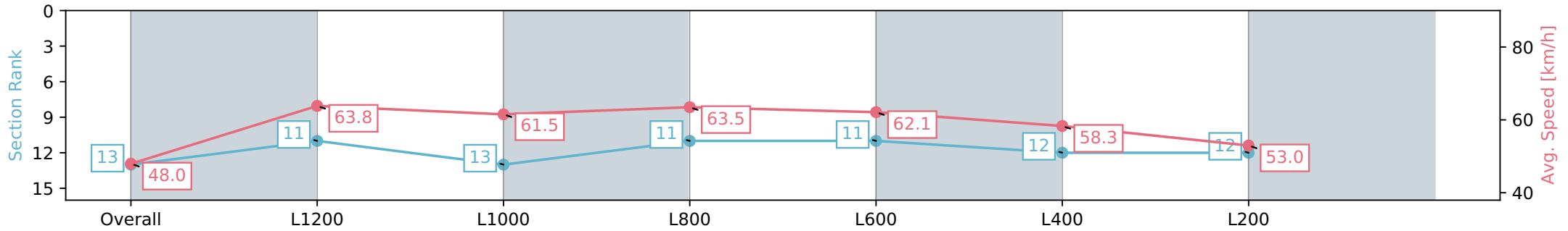
Race 8: Emmetts Murray Bridge Handicap - 1400m

13 July 2024 - 3:24PM

Track Rating: Soft 5, Weather: Fine, Rail Position: +2m 1200m Chute, +5m Remainder



Section	Overall	L1200	L1000	L800	L600	L400	L200
Section Times	1:27.79 [13] (0:15.05)	1:12.74 [11] (0:11.33)	1:01.41 [13] (0:11.95)	0:49.46 [11] (0:11.66)	0:37.80 [11] (0:11.87)	0:25.93 [12] (0:12.34)	0:13.59 [12] (0:13.59)
Average Speed [km/h]	48.0	63.8	61.5	63.5	62.1	58.3	53.0
Top Speed [km/h]	66.9	66.7	62.8	64.6	64.1	60.6	56.4
Avg. Dist. to Rail [m]	7.6	3.0	4.2	5.4	5.9	9.9	9.4
Avg. Stride Freq. [Hz]	2.4	2.5	2.4	2.5	2.5	2.4	2.3
Avg. Stride Length [m]	5.6	7.2	7.1	7.0	7.0	6.7	6.3



[] Ranking at each section and finish
 -:-:- No data available at this section
 NA No data available