



RACINGSA

Thomas Farms RC Murray Bridge SA

Race 5: Spry Civil Construction Handicap - 2000m

13 July 2024 - 1:28PM



Murray Bridge
Racing Club

Track Rating: Soft 5, Weather: Fine, Rail Position: +2m 1200m Chute, +5m Remainder

Section Field Times							Overall	L1800	L1600	L1400	L1200	L1000		
							2:07.95 (0:15.39)	1:52.56 (0:12.15)	1:40.41 (0:12.54)	1:27.87 (0:12.86)	1:15.01 (0:13.09)	1:01.93 (0:13.45)		
Position	#	Horse/Jockey	Barrier	Top Speed [km/h]	Fastest Section	First 400m							Distance Travelled From Winner [m]	
1	4	LOTTAROC Jessica Eaton	1	62.5 800-600	0:11.77 400-200	0:27.66	2:07.95 (0:15.56)	1:52.39 [2] (0:12.10)	1:40.29 [2] (0:12.54)	1:27.75 [2] (0:12.92)	1:14.83 [2] (0:13.01)	1:01.82 [2] (0:13.34)		
2	6	ICHIBANSAN Jacob Opperman	2	62.7 2000-1800	0:11.77 600-400	0:27.53	2:08.12 (0:15.38)	1:52.74 [1] (0:12.15)	1:40.59 [1] (0:12.54)	1:28.05 [1] (0:12.86)	1:15.19 [1] (0:13.09)	1:02.10 [1] (0:13.47)	-2	
3	13	ANY LUCK Kate Walters	4	62.2 800-600	0:11.74 400-200	0:27.94	2:08.17 (0:15.69)	1:52.48 [3] (0:12.25)	1:40.23 [3] (0:12.56)	1:27.67 [3] (0:12.86)	1:14.81 [3] (0:13.05)	1:01.76 [3] (0:13.30)	+1	
4	9	HOLMES Harry Grace	11	63.9 800-600	0:11.64 400-200	0:28.87	2:08.21 (0:16.31)	1:51.90 [10] (0:12.56)	1:39.34 [10] (0:12.54)	1:26.80 [10] (0:12.79)	1:14.01 [10] (0:13.09)	1:00.92 [10] (0:12.93)	+7	
5	8	FOX GEM Callan Murray	12	64.6 800-600	0:11.65 400-200	0:28.64	2:08.43 (0:16.28)	1:52.15 [9] (0:12.36)	1:39.79 [9] (0:12.45)	1:27.34 [8] (0:12.80)	1:14.54 [8] (0:13.01)	1:01.53 [8] (0:12.86)	+13	
6	12	FANTASTIC HOST Alana Livesey	10	62.3 800-600	0:11.82 400-200	0:28.11	2:08.44 (0:15.82)	1:52.62 [4] (0:12.28)	1:40.33 [4] (0:12.49)	1:27.84 [4] (0:12.90)	1:14.94 [4] (0:13.06)	1:01.88 [4] (0:13.21)	+3	
7	7	CHOSEN MISS Rochelle Milnes	5	63.2 800-600	0:11.81 400-200	0:28.28	2:08.52 (0:16.08)	1:52.44 [7] (0:12.21)	1:40.23 [7] (0:12.45)	1:27.78 [5] (0:12.90)	1:14.88 [6] (0:13.00)	1:01.88 [5] (0:13.20)	+8	
8	10	LOMAX Samuel Payne	9	64.0 800-600	0:11.69 400-200	0:28.59	2:08.67 (0:16.19)	1:52.48 [8] (0:12.40)	1:40.08 [8] (0:12.63)	1:27.45 [9] (0:12.81)	1:14.64 [9] (0:13.07)	1:01.57 [9] (0:13.03)	+4	
9	2	TORRANZINO Lachlan Neindorf	7	62.2 600-400	0:12.02 400-200	0:28.28	2:08.84 (0:16.02)	1:52.82 [6] (0:12.26)	1:40.56 [6] (0:12.52)	1:28.04 [6] (0:12.83)	1:15.21 [5] (0:13.07)	1:02.14 [6] (0:12.85)	+10	
10	1	DR DEE DEE Kayla Crowther	13	62.3 800-600	0:11.77 600-400	0:29.08	2:09.28 (0:16.56)	1:52.71 [11] (0:12.51)	1:40.20 [11] (0:12.62)	1:27.58 [11] (0:12.74)	1:14.84 [11] (0:12.99)	1:01.85 [11] (0:13.03)	+1	

Scratched: Freedom Escape (#5), Idon'tgetit (#11)

Report Created: Sat 13 July 2024 14:14:28 GMT+10 (Note: Timing is based on positional data)

- [] Position in running at each section and finish
- #: Saddle cloth number
- :-:- No data available at this section
- DNF Did not finish
- NA No data available
- DNT Did not track
- █ Background shading for fastest section



RACINGSA

Thomas Farms RC Murray Bridge SA Race 5: Spry Civil Construction Handicap - 2000m

13 July 2024 - 1:28PM



Murray Bridge
Racing Club

Track Rating: Soft 5, Weather: Fine, Rail Position: +2m 1200m Chute, +5m Remainder

Section							Overall	L1800	L1600	L1400	L1200	L1000		
Field Times							2:07.95	1:52.56	1:40.41	1:27.87	1:15.01	1:01.93		
							(0:15.39)	(0:12.15)	(0:12.54)	(0:12.86)	(0:13.09)	(0:13.45)		
Position	#	Horse/Jockey	Barrier	Top Speed [km/h]	Fastest Section	First 400m								Distance Travelled From Winner [m]
11	3	DUHLATA	3	62.6	0:11.80	0:28.27	2:09.40	1:53.48 [5]	1:41.13 [5]	1:28.50 [7]	1:15.72 [7]	1:02.63 [7]		-1
		Jake Toeroek		800-600	600-400		(0:15.92)	(0:12.35)	(0:12.63)	(0:12.78)	(0:13.09)	(0:13.15)		

Scratched: Freedom Escape (#5), Idon'tgetit (#11)

- [] Position in running at each section and finish # Saddle cloth number
- :-:- No data available at this section DNF Did not finish
- NA No data available DNT Did not track
- █ Background shading for fastest section



RACINGSA

Thomas Farms RC Murray Bridge SA Race 5: Spry Civil Construction Handicap - 2000m

13 July 2024 - 1:28PM

Track Rating: Soft 5, Weather: Fine, Rail Position: +2m 1200m Chute, +5m Remainder



Murray Bridge
Racing Club

Section												L800	L600	L400	L200		
Field Times												0:48.48	0:36.08	0:24.30	0:12.40		
												(0:12.40)	(0:11.78)	(0:11.91)	(0:12.40)		
Position	#	Horse/Jockey	Barrier	Top Speed [km/h]	Fastest Section	First 400m						Margin			Distance Travelled From Winner [m]		
1	4	LOTTAROC Jessica Eaton	1	62.5 800-600	0:11.77 400-200	0:27.66	0:48.48 [1] (0:12.42)	0:36.06 [2] (0:11.89)	0:24.17 [2] (0:11.77)	0:12.40 [1] (0:12.40)	2:07.95						
2	6	ICHIBANSAN Jacob Opperman	2	62.7 2000-1800	0:11.77 600-400	0:27.53	0:48.63 [2] (0:12.38)	0:36.25 [1] (0:11.77)	0:24.48 [1] (0:11.93)	0:12.55 [2] (0:12.55)	1.1L				-2		
3	13	ANY LUCK Kate Walters	4	62.2 800-600	0:11.74 400-200	0:27.94	0:48.46 [4] (0:12.39)	0:36.07 [4] (0:11.86)	0:24.21 [3] (0:11.74)	0:12.47 [3] (0:12.47)	1.3L				+1		
4	9	HOLMES Harry Grace	11	63.9 800-600	0:11.64 400-200	0:28.87	0:47.99 [10] (0:12.20)	0:35.79 [8] (0:11.74)	0:24.05 [7] (0:11.64)	0:12.41 [5] (0:12.41)	1.6L				+7		
5	8	FOX GEM Callan Murray	12	64.6 800-600	0:11.65 400-200	0:28.64	0:48.67 [5] (0:12.47)	0:36.20 [6] (0:11.89)	0:24.31 [5] (0:11.65)	0:12.66 [4] (0:12.66)	3.0L				+13		
6	12	FANTASTIC HOST Alana Livesey	10	62.3 800-600	0:11.82 400-200	0:28.11	0:48.67 [6] (0:12.44)	0:36.23 [5] (0:11.96)	0:24.27 [8] (0:11.82)	0:12.45 [6] (0:12.45)	3.1L				+3		
7	7	CHOSEN MISS Rochelle Milnes	5	63.2 800-600	0:11.81 400-200	0:28.28	0:48.68 [7] (0:12.70)	0:35.98 [9] (0:11.87)	0:24.11 [9] (0:11.81)	0:12.30 [9] (0:12.30)	3.5L				+8		
8	10	LOMAX Samuel Payne	9	64.0 800-600	0:11.69 400-200	0:28.59	0:48.54 [9] (0:12.61)	0:35.93 [10] (0:11.83)	0:24.10 [10] (0:11.69)	0:12.41 [10] (0:12.41)	4.5L				+4		
9	2	TORRANZINO Lachlan Neindorf	7	62.2 600-400	0:12.02 400-200	0:28.28	0:49.29 [3] (0:12.39)	0:36.90 [3] (0:12.15)	0:24.75 [4] (0:12.02)	0:12.73 [7] (0:12.73)	5.6L				+10		
10	1	DR DEE DEE Kayla Crowther	13	62.3 800-600	0:11.77 600-400	0:29.08	0:48.82 [11] (0:12.76)	0:36.06 [11] (0:11.77)	0:24.29 [11] (0:11.87)	0:12.42 [11] (0:12.42)	8.3L				+1		

Scratched: Freedom Escape (#5), Idon'tgetit (#11)

Report Created: Sat 13 July 2024 14:14:28 GMT+10 (Note: Timing is based on positional data)

- [] Position in running at each section and finish
- :-:- No data available at this section
- NA No data available
- █ Background shading for fastest section
- # Saddle cloth number
- DNF Did not finish
- DNT Did not track



Thomas Farms RC Murray Bridge SA

Race 5: Spry Civil Construction Handicap - 2000m

13 July 2024 - 1:28PM



Track Rating: Soft 5, Weather: Fine, Rail Position: +2m 1200m Chute, +5m Remainder

Section
Field Times

L800	L600	L400	L200
0:48.48 (0:12.40)	0:36.08 (0:11.78)	0:24.30 (0:11.91)	0:12.40 (0:12.40)

Position	#	Horse/Jockey	Barrier	Top Speed [km/h]	Fastest Section	First 400m	L800	L600	L400	L200	Margin			Distance Travelled From Winner [m]
11	3	DUHLATA Jake Toeroek	3	62.6 800-600	0:11.80 600-400	0:28.27	0:49.48 [8] (0:12.40)	0:37.08 [7] (0:11.80)	0:25.28 [6] (0:12.07)	0:13.21 [8] (0:13.21)	9.0L			-1

Scratched: Freedom Escape (#5), Idon'tgetit (#11)

- [] Position in running at each section and finish # Saddle cloth number
- :-:- No data available at this section DNF Did not finish
- NA No data available DNT Did not track
- Background shading for fastest section

Horse/Jockey Name	LOTTAROC/Jessica Eaton
Finish Rank	1
Fastest Section Time (Section)	0:11.77 (L400)
Top Speed [km/h] (Section)	62.5 (L800)
Race State	Finished



Thomas Farms RC Murray Bridge SA - Professional

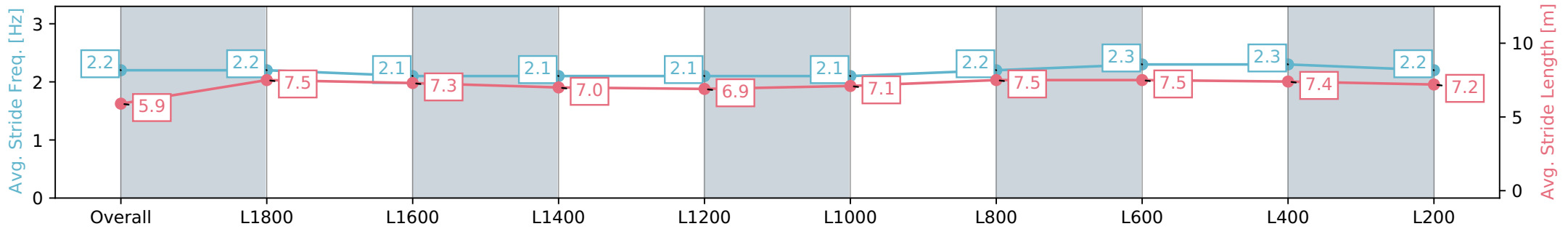
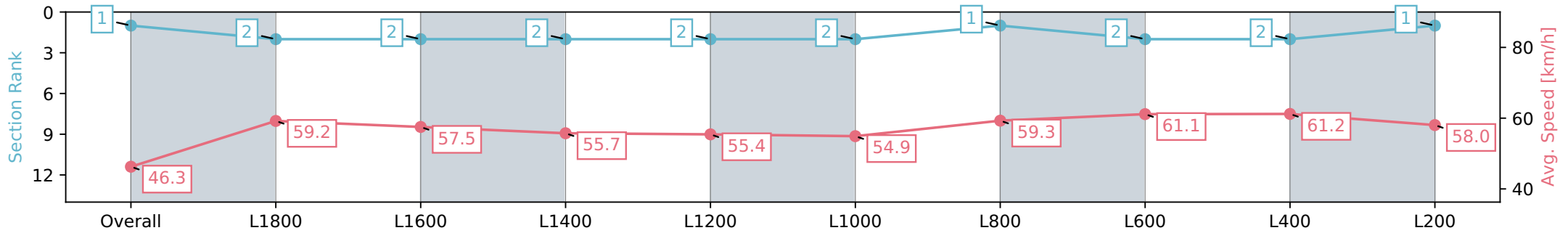
Race 5: Spry Civil Construction Handicap - 2000m

13 July 2024 - 1:28PM

Track Rating: Soft 5, Weather: Fine, Rail Position: +2m 1200m Chute, +5m Remainder



Section	Overall	L1800	L1600	L1400	L1200	L1000	L800	L600	L400	L200
Section Times	2:07.95 [1] (0:15.56)	1:52.39 [2] (0:12.10)	1:40.29 [2] (0:12.54)	1:27.75 [2] (0:12.92)	1:14.83 [2] (0:13.01)	1:01.82 [2] (0:13.34)	0:48.48 [1] (0:12.42)	0:36.06 [2] (0:11.89)	0:24.17 [2] (0:11.77)	0:12.40 [1] (0:12.40)
Average Speed [km/h]	46.3	59.2	57.5	55.7	55.4	54.9	59.3	61.1	61.2	58.0
Top Speed [km/h]	61.5	61.5	58.1	56.3	55.7	56.4	61.4	62.5	62.3	60.2
Avg. Dist. to Rail [m]	2.1	0.8	0.2	1.5	1.6	3.4	4.1	2.9	3.8	3.7
Avg. Stride Freq. [Hz]	2.2	2.2	2.1	2.1	2.1	2.1	2.2	2.3	2.3	2.2
Avg. Stride Length [m]	5.9	7.5	7.3	7.0	6.9	7.1	7.5	7.5	7.4	7.2



- [] Ranking at each section and finish
- :-:- No data available at this section
- NA No data available

Horse/Jockey Name	ICHIBANSAN/Jacob Opperman
Finish Rank	2
Fastest Section Time (Section)	0:11.77 (L600)
Top Speed [km/h] (Section)	62.7 (Overall)
Race State	Finished



Thomas Farms RC Murray Bridge SA - Professional

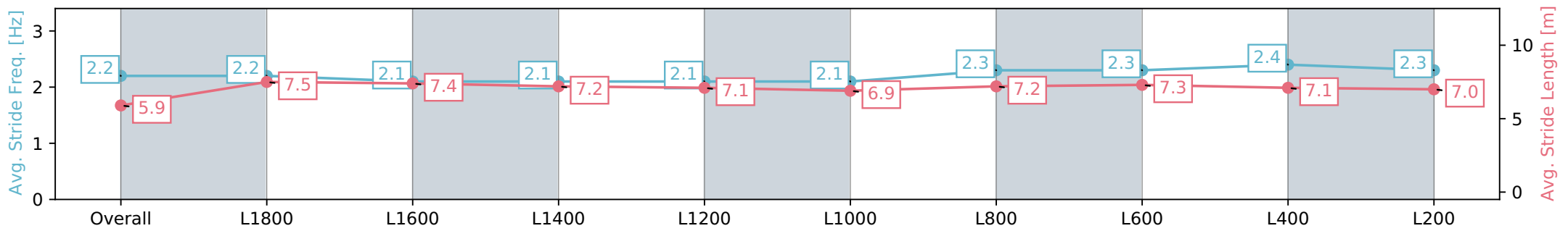
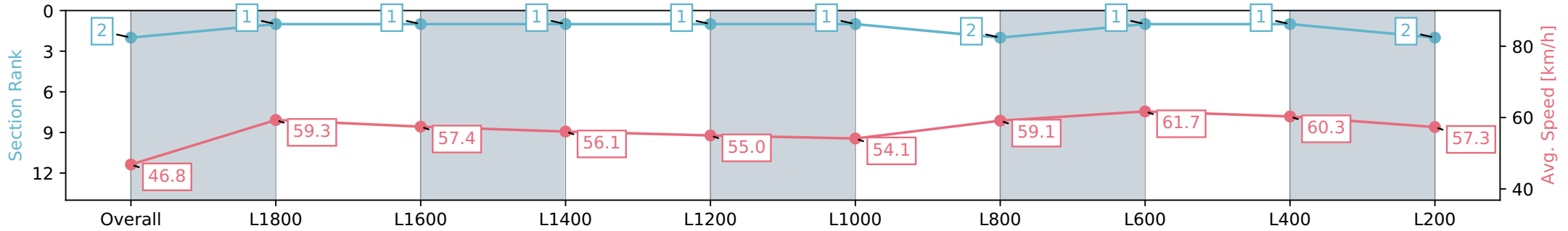
Race 5: Spry Civil Construction Handicap - 2000m

13 July 2024 - 1:28PM

Track Rating: Soft 5, Weather: Fine, Rail Position: +2m 1200m
Chute, +5m Remainder



Section	Overall	L1800	L1600	L1400	L1200	L1000	L800	L600	L400	L200
Section Times	2:08.12 [2] (0:15.38)	1:52.74 [1] (0:12.15)	1:40.59 [1] (0:12.54)	1:28.05 [1] (0:12.86)	1:15.19 [1] (0:13.09)	1:02.10 [1] (0:13.47)	0:48.63 [2] (0:12.38)	0:36.25 [1] (0:11.77)	0:24.48 [1] (0:11.93)	0:12.55 [2] (0:12.55)
Average Speed [km/h]	46.8	59.3	57.4	56.1	55.0	54.1	59.1	61.7	60.3	57.3
Top Speed [km/h]	62.7	61.9	58.3	56.9	55.6	54.8	61.0	62.4	61.1	59.3
Avg. Dist. to Rail [m]	2.4	0.8	0.2	0.4	0.8	2.5	2.9	2.3	2.8	2.8
Avg. Stride Freq. [Hz]	2.2	2.2	2.1	2.1	2.1	2.1	2.3	2.3	2.4	2.3
Avg. Stride Length [m]	5.9	7.5	7.4	7.2	7.1	6.9	7.2	7.3	7.1	7.0



Report Created: Sat 13 July 2024 14:14:36 GMT+10 (Note: Timing is based on positional data)

- [] Ranking at each section and finish
- :-:- No data available at this section
- NA No data available



Horse/Jockey Name	ANY LUCK/Kate Walters
Finish Rank	3
Fastest Section Time (Section)	0:11.74 (L400)
Top Speed [km/h] (Section)	62.2 (L800)
Race State	Finished



Thomas Farms RC Murray Bridge SA - Professional

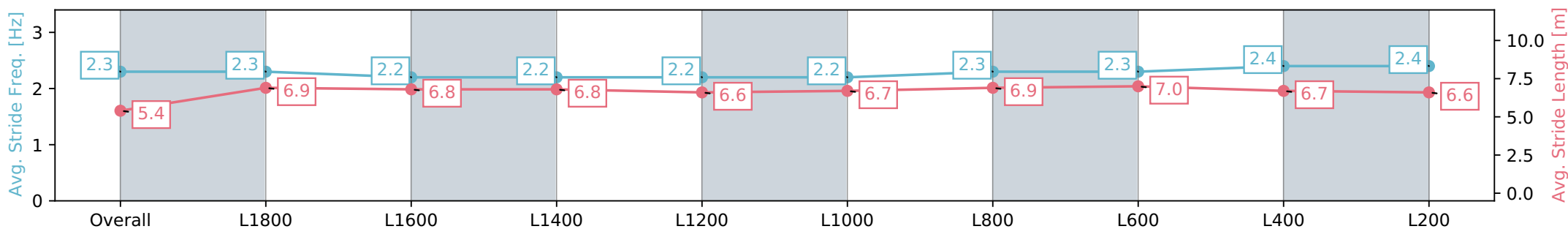
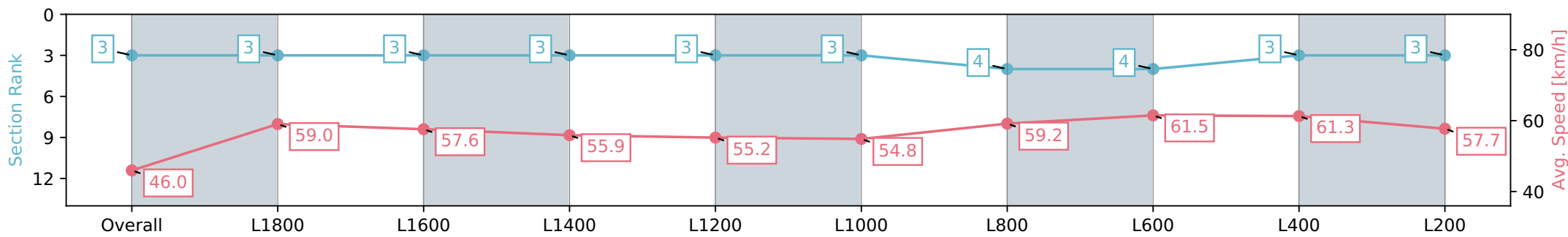
Race 5: Spry Civil Construction Handicap - 2000m

13 July 2024 - 1:28PM

Track Rating: Soft 5, Weather: Fine, Rail Position: +2m 1200m Chute, +5m Remainder



Section	Overall	L1800	L1600	L1400	L1200	L1000	L800	L600	L400	L200
Section Times	2:08.17 [3] (0:15.69)	1:52.48 [3] (0:12.25)	1:40.23 [3] (0:12.56)	1:27.67 [3] (0:12.86)	1:14.81 [3] (0:13.05)	1:01.76 [3] (0:13.30)	0:48.46 [4] (0:12.39)	0:36.07 [4] (0:11.86)	0:24.21 [3] (0:11.74)	0:12.47 [3] (0:12.47)
Average Speed [km/h]	46.0	59.0	57.6	55.9	55.2	54.8	59.2	61.5	61.3	57.7
Top Speed [km/h]	60.7	60.8	58.6	57.2	55.7	55.3	60.7	62.2	62.1	60.0
Avg. Dist. to Rail [m]	3.2	1.1	0.9	0.6	0.9	2.6	3.1	3.5	5.8	5.5
Avg. Stride Freq. [Hz]	2.3	2.3	2.2	2.2	2.2	2.2	2.3	2.3	2.4	2.4
Avg. Stride Length [m]	5.4	6.9	6.8	6.8	6.6	6.7	6.9	7.0	6.7	6.6



Report Created: Sat 13 July 2024 14:14:40 GMT+10 (Note: Timing is based on positional data)

- [] Ranking at each section and finish
- :-:- No data available at this section
- NA No data available

Horse/Jockey Name	HOLMES/Harry Grace
Finish Rank	4
Fastest Section Time (Section)	0:11.64 (L400)
Top Speed [km/h] (Section)	63.9 (L800)
Race State	Finished



Thomas Farms RC Murray Bridge SA - Professional

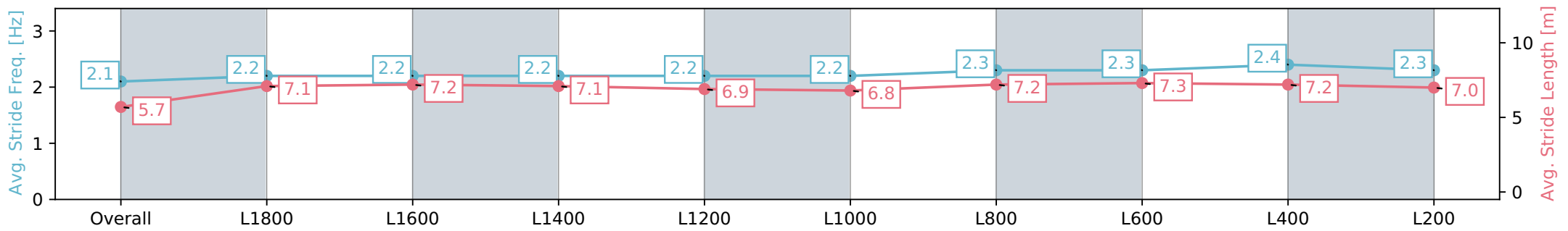
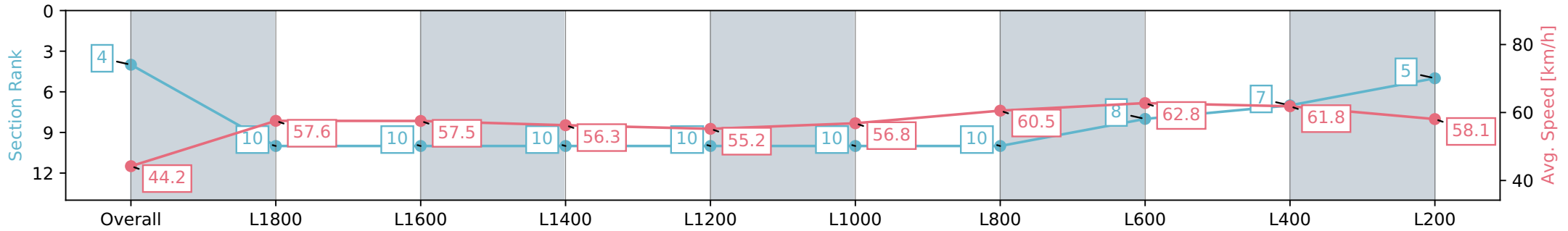
Race 5: Spry Civil Construction Handicap - 2000m

13 July 2024 - 1:28PM

Track Rating: Soft 5, Weather: Fine, Rail Position: +2m 1200m
Chute, +5m Remainder



Section	Overall	L1800	L1600	L1400	L1200	L1000	L800	L600	L400	L200
Section Times	2:08.21 [4] (0:16.31)	1:51.90 [10] (0:12.56)	1:39.34 [10] (0:12.54)	1:26.80 [10] (0:12.79)	1:14.01 [10] (0:13.09)	1:00.92 [10] (0:12.93)	0:47.99 [10] (0:12.20)	0:35.79 [8] (0:11.74)	0:24.05 [7] (0:11.64)	0:12.41 [5] (0:12.41)
Average Speed [km/h]	44.2	57.6	57.5	56.3	55.2	56.8	60.5	62.8	61.8	58.1
Top Speed [km/h]	58.5	59.0	58.5	58.6	56.3	57.9	63.8	63.9	63.3	60.2
Avg. Dist. to Rail [m]	5.4	1.0	1.0	1.4	2.3	4.1	4.9	6.1	8.9	8.0
Avg. Stride Freq. [Hz]	2.1	2.2	2.2	2.2	2.2	2.2	2.2	2.3	2.3	2.3
Avg. Stride Length [m]	5.7	7.1	7.2	7.1	6.9	6.8	7.2	7.3	7.2	7.0



[] Ranking at each section and finish
 -:-:- No data available at this section
 NA No data available

Horse/Jockey Name	FOX GEM/Callan Murray
Finish Rank	5
Fastest Section Time (Section)	0:11.65 (L400)
Top Speed [km/h] (Section)	64.6 (L800)
Race State	Finished



Thomas Farms RC Murray Bridge SA - Professional

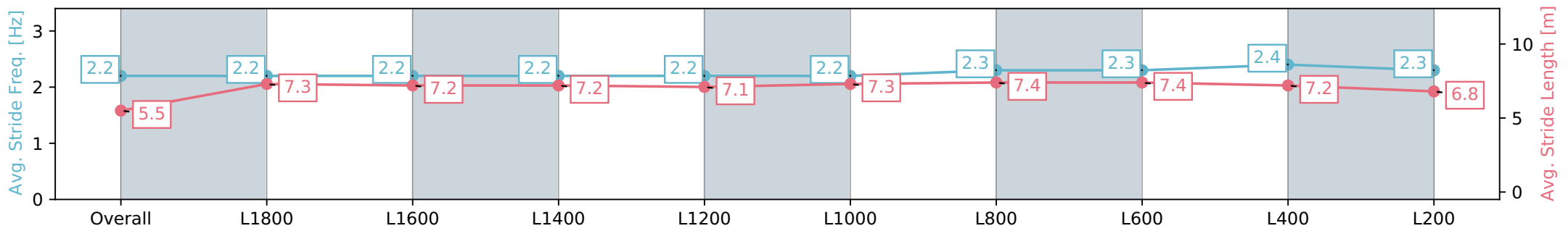
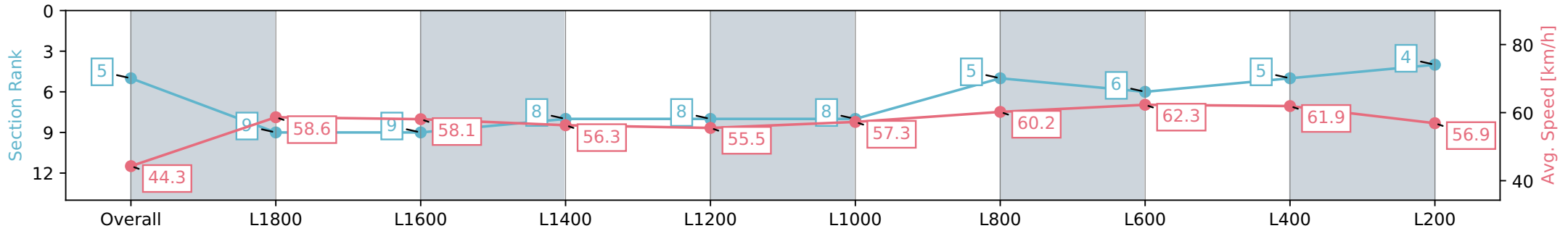
Race 5: Spry Civil Construction Handicap - 2000m

13 July 2024 - 1:28PM

Track Rating: Soft 5, Weather: Fine, Rail Position: +2m 1200m
Chute, +5m Remainder



Section	Overall	L1800	L1600	L1400	L1200	L1000	L800	L600	L400	L200
Section Times	2:08.43 [5] (0:16.28)	1:52.15 [9] (0:12.36)	1:39.79 [9] (0:12.45)	1:27.34 [8] (0:12.80)	1:14.54 [8] (0:13.01)	1:01.53 [8] (0:12.86)	0:48.67 [5] (0:12.47)	0:36.20 [6] (0:11.89)	0:24.31 [5] (0:11.65)	0:12.66 [4] (0:12.66)
Average Speed [km/h]	44.3	58.6	58.1	56.3	55.5	57.3	60.2	62.3	61.9	56.9
Top Speed [km/h]	59.8	59.9	59.0	58.2	57.0	58.8	62.6	64.6	64.3	59.6
Avg. Dist. to Rail [m]	5.5	1.4	2.3	2.5	2.3	4.8	7.9	7.4	9.4	8.4
Avg. Stride Freq. [Hz]	2.2	2.2	2.2	2.2	2.2	2.2	2.3	2.3	2.4	2.3
Avg. Stride Length [m]	5.5	7.3	7.2	7.2	7.1	7.3	7.4	7.4	7.2	6.8



Report Created: Sat 13 July 2024 14:14:48 GMT+10 (Note: Timing is based on positional data)

- [] Ranking at each section and finish
- :-:- No data available at this section
- NA No data available



Horse/Jockey Name	FANTASTIC HOST/Alana Livesey
Finish Rank	6
Fastest Section Time (Section)	0:11.82 (L400)
Top Speed [km/h] (Section)	62.3 (L800)
Race State	Finished



Thomas Farms RC Murray Bridge SA - Professional

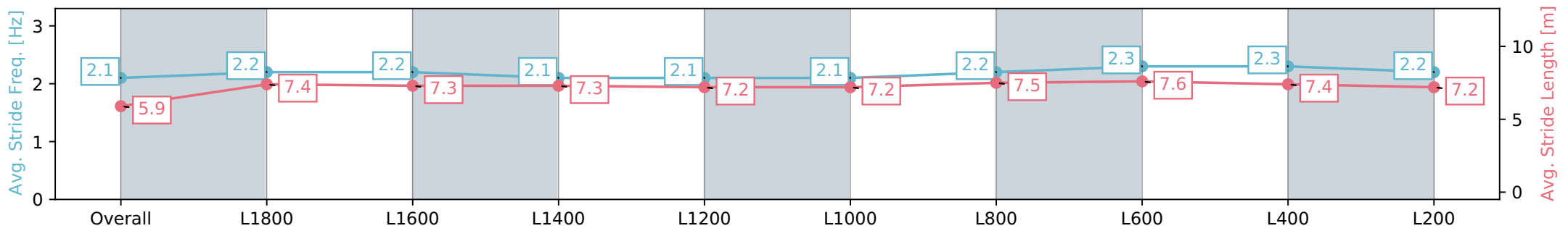
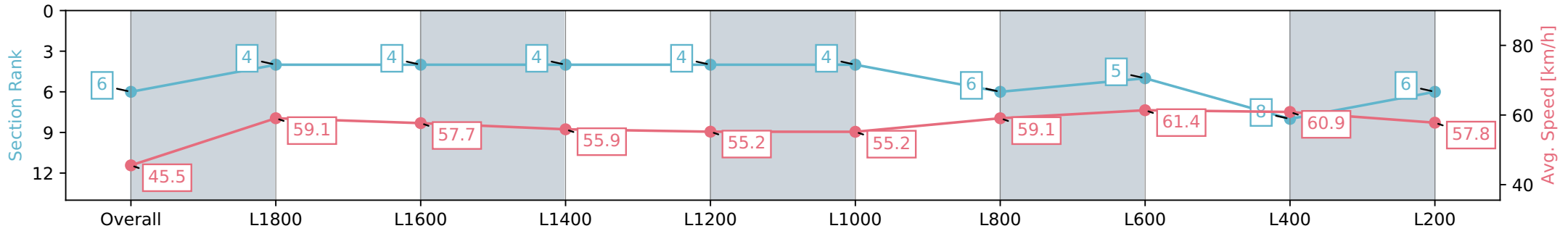
Race 5: Spry Civil Construction Handicap - 2000m

13 July 2024 - 1:28PM

Track Rating: Soft 5, Weather: Fine, Rail Position: +2m 1200m Chute, +5m Remainder



Section	Overall	L1800	L1600	L1400	L1200	L1000	L800	L600	L400	L200
Section Times	2:08.44 [6] (0:15.82)	1:52.62 [4] (0:12.28)	1:40.33 [4] (0:12.49)	1:27.84 [4] (0:12.90)	1:14.94 [4] (0:13.06)	1:01.88 [4] (0:13.21)	0:48.67 [6] (0:12.44)	0:36.23 [5] (0:11.96)	0:24.27 [8] (0:11.82)	0:12.45 [6] (0:12.45)
Average Speed [km/h]	45.5	59.1	57.7	55.9	55.2	55.2	59.1	61.4	60.9	57.8
Top Speed [km/h]	60.3	60.8	58.6	57.5	56.1	56.4	61.7	62.3	61.9	59.4
Avg. Dist. to Rail [m]	5.5	1.7	0.6	0.3	0.4	2.5	4.0	4.9	6.1	5.4
Avg. Stride Freq. [Hz]	2.1	2.2	2.2	2.1	2.1	2.1	2.2	2.3	2.3	2.2
Avg. Stride Length [m]	5.9	7.4	7.3	7.3	7.2	7.2	7.5	7.6	7.4	7.2



Report Created: Sat 13 July 2024 14:14:52 GMT+10 (Note: Timing is based on positional data)

- [] Ranking at each section and finish
- :-:- No data available at this section
- NA No data available



Horse/Jockey Name	CHOSEN MISS/Rochelle Milnes
Finish Rank	7
Fastest Section Time (Section)	0:11.81 (L400)
Top Speed [km/h] (Section)	63.2 (L800)
Race State	Finished



Thomas Farms RC Murray Bridge SA - Professional

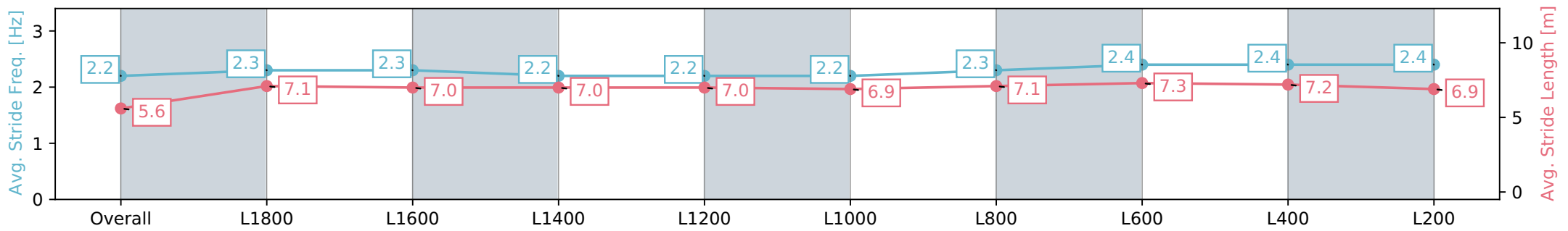
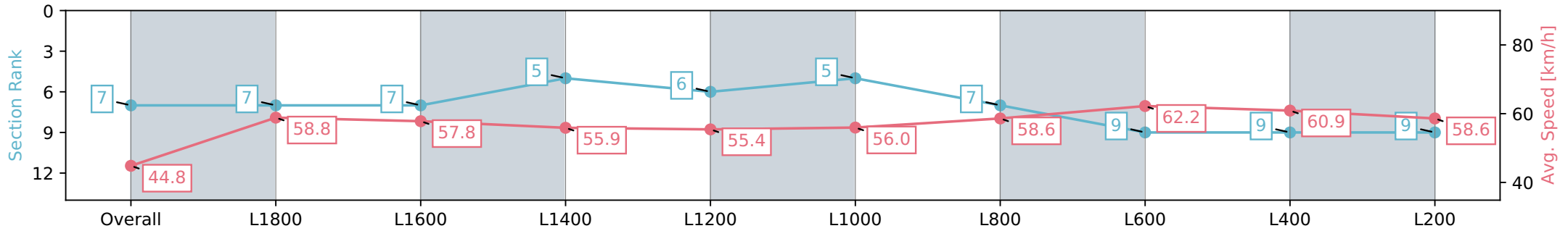
Race 5: Spry Civil Construction Handicap - 2000m

13 July 2024 - 1:28PM

Track Rating: Soft 5, Weather: Fine, Rail Position: +2m 1200m
Chute, +5m Remainder



Section	Overall	L1800	L1600	L1400	L1200	L1000	L800	L600	L400	L200
Section Times	2:08.52 [7] (0:16.08)	1:52.44 [7] (0:12.21)	1:40.23 [7] (0:12.45)	1:27.78 [5] (0:12.90)	1:14.88 [6] (0:13.00)	1:01.88 [5] (0:13.20)	0:48.68 [7] (0:12.70)	0:35.98 [9] (0:11.87)	0:24.11 [9] (0:11.81)	0:12.30 [9] (0:12.30)
Average Speed [km/h]	44.8	58.8	57.8	55.9	55.4	56.0	58.6	62.2	60.9	58.6
Top Speed [km/h]	59.2	60.2	58.5	57.3	56.8	57.4	62.6	63.2	62.9	60.9
Avg. Dist. to Rail [m]	2.8	0.7	0.7	1.0	1.4	4.7	6.8	5.7	6.9	9.4
Avg. Stride Freq. [Hz]	2.2	2.3	2.3	2.2	2.2	2.2	2.2	2.3	2.4	2.4
Avg. Stride Length [m]	5.6	7.1	7.0	7.0	7.0	7.0	6.9	7.1	7.3	6.9



Report Created: Sat 13 July 2024 14:14:55 GMT+10 (Note: Timing is based on positional data)

- [] Ranking at each section and finish
- :-:- No data available at this section
- NA No data available

Horse/Jockey Name	LOMAX/Samuel Payne
Finish Rank	8
Fastest Section Time (Section)	0:11.69 (L400)
Top Speed [km/h] (Section)	64.0 (L800)
Race State	Finished



Thomas Farms RC Murray Bridge SA - Professional

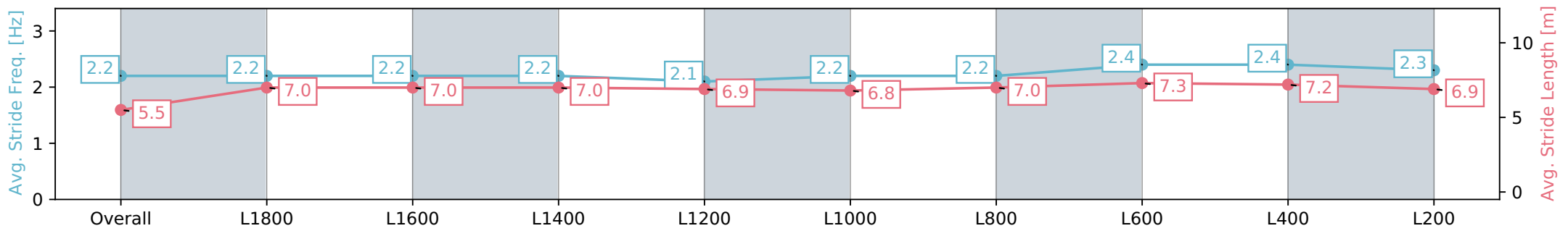
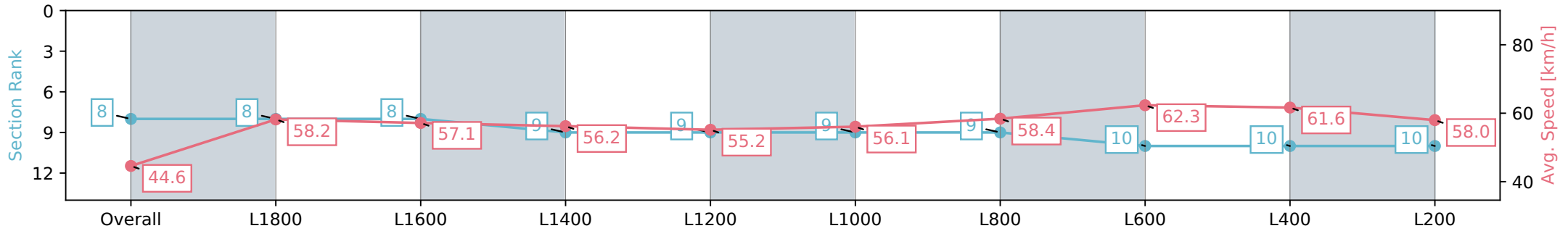
Race 5: Spry Civil Construction Handicap - 2000m

13 July 2024 - 1:28PM

Track Rating: Soft 5, Weather: Fine, Rail Position: +2m 1200m Chute, +5m Remainder



Section	Overall	L1800	L1600	L1400	L1200	L1000	L800	L600	L400	L200
Section Times	2:08.67 [8] (0:16.19)	1:52.48 [8] (0:12.40)	1:40.08 [8] (0:12.63)	1:27.45 [9] (0:12.81)	1:14.64 [9] (0:13.07)	1:01.57 [9] (0:13.03)	0:48.54 [9] (0:12.61)	0:35.93 [10] (0:11.83)	0:24.10 [10] (0:11.69)	0:12.41 [10] (0:12.41)
Average Speed [km/h]	44.6	58.2	57.1	56.2	55.2	56.1	58.4	62.3	61.6	58.0
Top Speed [km/h]	60.2	61.1	58.1	58.0	56.2	56.7	63.6	64.0	63.5	60.5
Avg. Dist. to Rail [m]	3.6	0.5	1.1	1.1	1.2	3.0	4.0	6.2	9.6	10.4
Avg. Stride Freq. [Hz]	2.2	2.2	2.2	2.2	2.1	2.2	2.2	2.4	2.4	2.3
Avg. Stride Length [m]	5.5	7.0	7.0	7.0	6.9	6.8	7.0	7.3	7.2	6.9



Report Created: Sat 13 July 2024 14:14:59 GMT+10 (Note: Timing is based on positional data)

- [] Ranking at each section and finish
- :-:- No data available at this section
- NA No data available



Horse/Jockey Name	TORRANZINO/Lachlan Neindorf
Finish Rank	9
Fastest Section Time (Section)	0:12.02 (L400)
Top Speed [km/h] (Section)	62.2 (L600)
Race State	Finished



Thomas Farms RC Murray Bridge SA - Professional

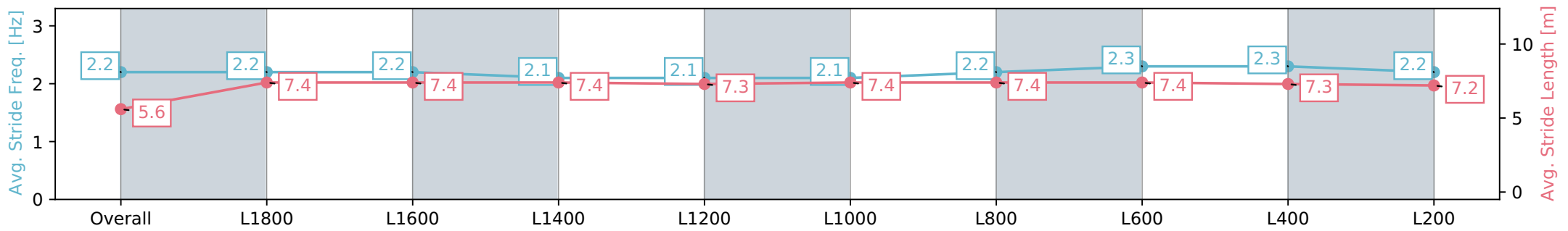
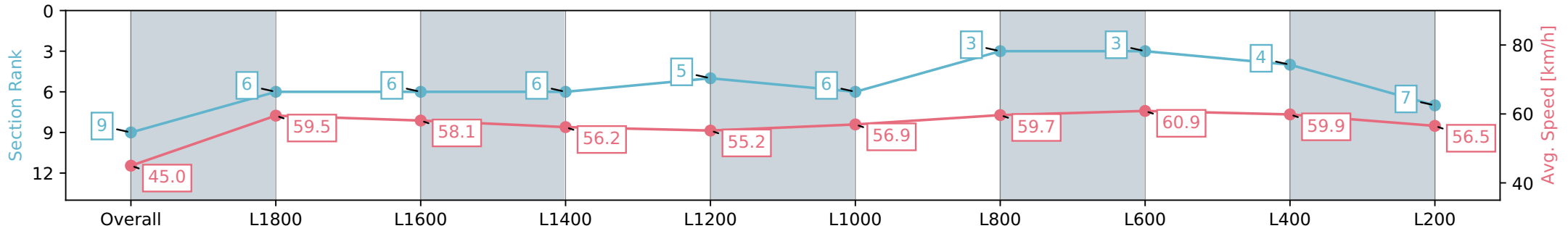
Race 5: Spry Civil Construction Handicap - 2000m

13 July 2024 - 1:28PM

Track Rating: Soft 5, Weather: Fine, Rail Position: +2m 1200m Chute, +5m Remainder



Section	Overall	L1800	L1600	L1400	L1200	L1000	L800	L600	L400	L200
Section Times	2:08.84 [9] (0:16.02)	1:52.82 [6] (0:12.26)	1:40.56 [6] (0:12.52)	1:28.04 [6] (0:12.83)	1:15.21 [5] (0:13.07)	1:02.14 [6] (0:12.85)	0:49.29 [3] (0:12.39)	0:36.90 [3] (0:12.15)	0:24.75 [4] (0:12.02)	0:12.73 [7] (0:12.73)
Average Speed [km/h]	45.0	59.5	58.1	56.2	55.2	56.9	59.7	60.9	59.9	56.5
Top Speed [km/h]	59.7	61.2	59.3	57.8	56.0	58.1	61.2	62.2	62.2	58.7
Avg. Dist. to Rail [m]	4.4	3.2	3.8	2.6	1.9	3.3	4.9	6.6	7.6	6.4
Avg. Stride Freq. [Hz]	2.2	2.2	2.2	2.1	2.1	2.1	2.2	2.3	2.3	2.2
Avg. Stride Length [m]	5.6	7.4	7.4	7.4	7.4	7.3	7.4	7.4	7.3	7.2



Report Created: Sat 13 July 2024 14:15:03 GMT+10 (Note: Timing is based on positional data)

- [] Ranking at each section and finish
- :-:- No data available at this section
- NA No data available



Horse/Jockey Name	DR DEE DEE/Kayla Crowther
Finish Rank	10
Fastest Section Time (Section)	0:11.77 (L600)
Top Speed [km/h] (Section)	62.3 (L800)
Race State	Finished



Thomas Farms RC Murray Bridge SA - Professional

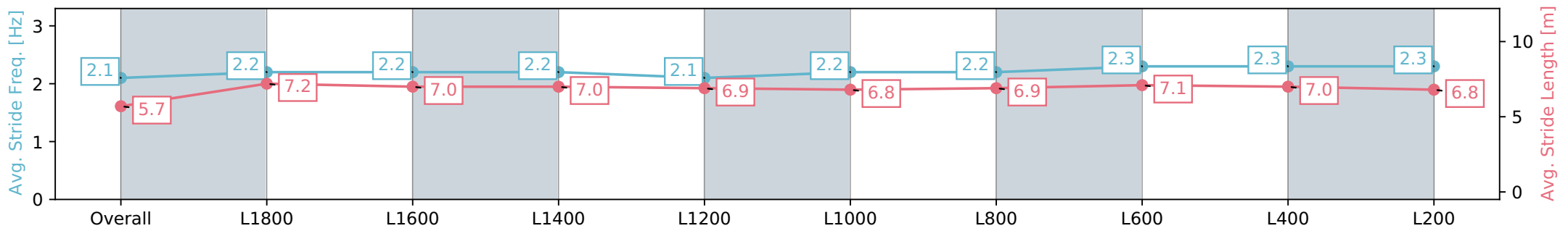
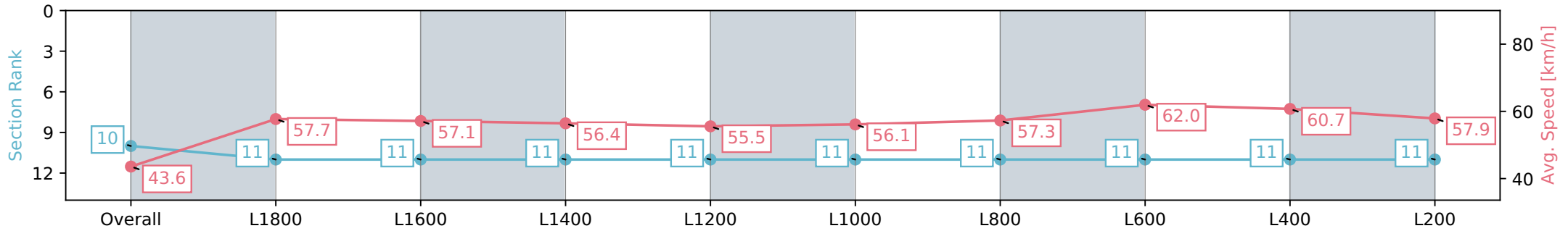
Race 5: Spry Civil Construction Handicap - 2000m

13 July 2024 - 1:28PM

Track Rating: Soft 5, Weather: Fine, Rail Position: +2m 1200m
Chute, +5m Remainder



Section	Overall	L1800	L1600	L1400	L1200	L1000	L800	L600	L400	L200
Section Times	2:09.28 [10] (0:16.56)	1:52.71 [11] (0:12.51)	1:40.20 [11] (0:12.62)	1:27.58 [11] (0:12.74)	1:14.84 [11] (0:12.99)	1:01.85 [11] (0:13.03)	0:48.82 [11] (0:12.76)	0:36.06 [11] (0:11.77)	0:24.29 [11] (0:11.87)	0:12.42 [11] (0:12.42)
Average Speed [km/h]	43.6	57.7	57.1	56.4	55.5	56.1	57.3	62.0	60.7	57.9
Top Speed [km/h]	58.2	58.8	58.0	57.6	56.5	56.8	61.6	62.3	62.1	59.7
Avg. Dist. to Rail [m]	6.8	1.1	0.6	0.9	1.0	2.7	3.2	3.4	5.6	6.3
Avg. Stride Freq. [Hz]	2.1	2.2	2.2	2.2	2.1	2.2	2.2	2.3	2.3	2.3
Avg. Stride Length [m]	5.7	7.2	7.0	7.0	6.9	6.8	6.9	7.1	7.0	6.8



Report Created: Sat 13 July 2024 14:15:07 GMT+10 (Note: Timing is based on positional data)

- [] Ranking at each section and finish
- :-:- No data available at this section
- NA No data available



Horse/Jockey Name	DUHLATA/Jake Toeroek
Finish Rank	11
Fastest Section Time (Section)	0:11.80 (L600)
Top Speed [km/h] (Section)	62.6 (L800)
Race State	Finished



Thomas Farms RC Murray Bridge SA - Professional

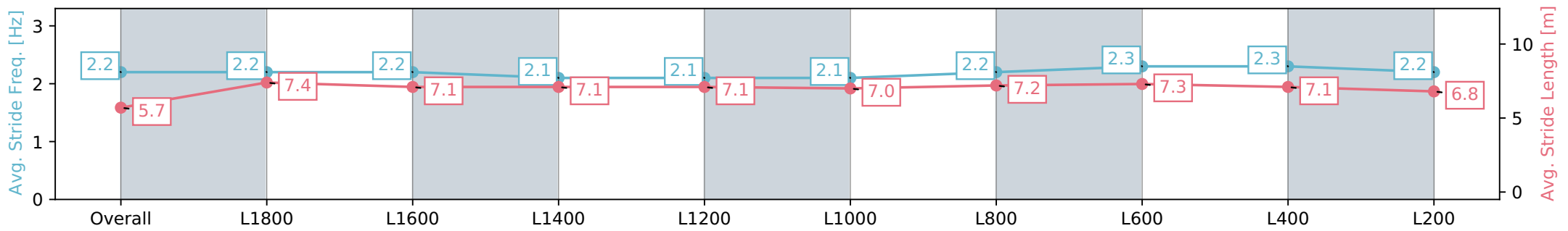
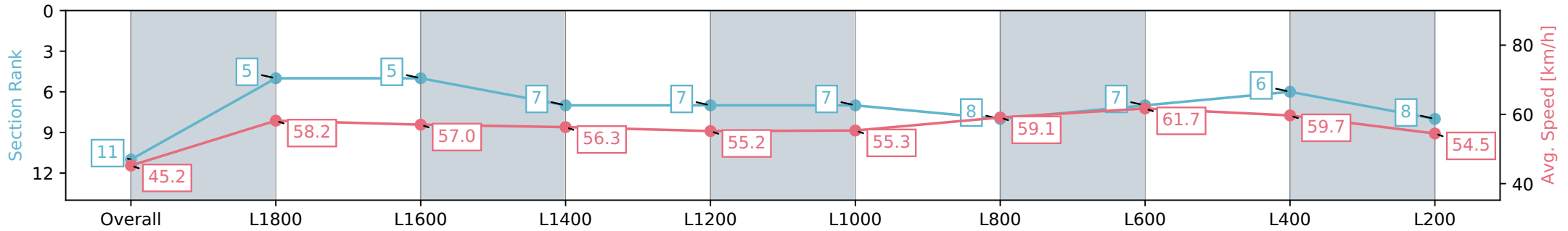
Race 5: Spry Civil Construction Handicap - 2000m

13 July 2024 - 1:28PM

Track Rating: Soft 5, Weather: Fine, Rail Position: +2m 1200m Chute, +5m Remainder



Section	Overall	L1800	L1600	L1400	L1200	L1000	L800	L600	L400	L200
Section Times	2:09.40 [11] (0:15.92)	1:53.48 [5] (0:12.35)	1:41.13 [5] (0:12.63)	1:28.50 [7] (0:12.78)	1:15.72 [7] (0:13.09)	1:02.63 [7] (0:13.15)	0:49.48 [8] (0:12.40)	0:37.08 [7] (0:11.80)	0:25.28 [6] (0:12.07)	0:13.21 [8] (0:13.21)
Average Speed [km/h]	45.2	58.2	57.0	56.3	55.2	55.3	59.1	61.7	59.7	54.5
Top Speed [km/h]	60.6	60.5	57.7	57.5	56.2	55.9	61.9	62.6	61.2	56.9
Avg. Dist. to Rail [m]	2.2	0.5	0.6	0.8	1.0	2.7	3.1	2.9	3.7	3.5
Avg. Stride Freq. [Hz]	2.2	2.2	2.2	2.1	2.1	2.1	2.2	2.3	2.3	2.2
Avg. Stride Length [m]	5.7	7.4	7.1	7.1	7.1	7.1	7.0	7.2	7.3	6.8



[] Ranking at each section and finish
 -:-:- No data available at this section
 NA No data available