



RACINGSA

Thomas Farms RC Murray Bridge SA Race 2: Stewart Steel Supplies Handicap - 1000m

13 July 2024 - 11:44AM



Murray Bridge
Racing Club

Track Rating: Soft 5, Weather: Fine, Rail Position: +2m 1200m Chute, +5m Remainder

| Section Field Times | | | | | | | Overall | L800 | L600 | L400 | L200 | | |
|---------------------|----|---------------------------------------|---------|------------------|--------------------|------------|----------------------|---------------------------|---------------------------|---------------------------|---------------------------|---------|------------------------------------|
| | | | | | | | 0:59.37 (0:14.01) | 0:45.36 (0:11.01) | 0:34.35 (0:11.11) | 0:23.24 (0:11.16) | 0:12.08 (0:12.08) | | |
| Position | # | Horse/Jockey | Barrier | Top Speed [km/h] | Fastest Section | First 400m | | | | | | Margin | Distance Travelled From Winner [m] |
| 1 | 3 | MESROUR Dom Tourneur | 2 | 67.1 1000-800 | 0:11.00 800-600 | 0:25.02 | 0:59.37 (0:14.02) | 0:45.35 [2] (0:11.00) | 0:34.35 [1] (0:11.12) | 0:23.23 [2] (0:11.14) | 0:12.09 [1] (0:12.09) | 0:59.37 | |
| 2 | 6 | SNOOPY NOW Sairyn Fawke | 4 | 68.4 1000-800 | 0:11.04 800-600 | 0:25.33 | 0:59.56 (0:14.28) | 0:45.27 [5] (0:11.04) | 0:34.23 [4] (0:11.11) | 0:23.12 [5] (0:11.25) | 0:11.87 [3] (0:11.87) | 1.1L | +2 |
| 3 | 2 | SIR NOW Jake Toeroek | 5 | 68.3 800-600 | 0:10.99 800-600 | 0:25.56 | 0:59.77 (0:14.56) | 0:45.20 [10] (0:10.99) | 0:34.21 [8] (0:11.04) | 0:23.17 [6] (0:11.24) | 0:11.93 [6] (0:11.93) | 2.4L | +2 |
| 4 | 9 | DUCHESS OF SUSSEX Lachlan Neindorf | 3 | 67.4 1000-800 | 0:10.97 800-600 | 0:25.03 | 0:59.84 (0:14.06) | 0:45.78 [3] (0:10.97) | 0:34.81 [2] (0:11.09) | 0:23.72 [1] (0:11.42) | 0:12.30 [2] (0:12.30) | 2.9L | +1 |
| 5 | 11 | AVANZO Ben Price | 9 | 68.1 1000-800 | 0:11.13 800-600 | 0:25.14 | 1:00.04 (0:14.01) | 0:46.03 [1] (0:11.13) | 0:34.90 [3] (0:11.14) | 0:23.76 [3] (0:11.44) | 0:12.32 [4] (0:12.32) | 4.2L | +3 |
| 6 | 10 | MONDELLO Jacob Opperman | 1 | 68.0 1000-800 | 0:10.92 800-600 | 0:25.34 | 1:00.04 (0:14.42) | 0:45.62 [6] (0:10.92) | 0:34.70 [5] (0:11.08) | 0:23.62 [4] (0:11.36) | 0:12.26 [5] (0:12.26) | 4.2L | -2 |
| 7 | 7 | TRIPOD TERROR Felicity Atkinson | 7 | 67.3 800-600 | 0:11.18 800-600 | 0:25.44 | 1:00.23 (0:14.26) | 0:45.97 [4] (0:11.18) | 0:34.79 [6] (0:11.30) | 0:23.49 [8] (0:11.25) | 0:12.24 [7] (0:12.24) | 5.4L | +2 |
| 8 | 5 | SEA ROADS Kayla Crowther | 8 | 67.7 1000-800 | 0:11.09 800-600 | 0:25.61 | 1:00.34 (0:14.52) | 0:45.82 [8] (0:11.09) | 0:34.73 [9] (0:11.40) | 0:23.33 [9] (0:11.28) | 0:12.05 [10] (0:12.05) | 6.0L | +5 |
| 9 | 8 | SWIFTIE HARRIET Taylor Johnstone | 10 | 67.3 1000-800 | 0:11.10 800-600 | 0:25.66 | 1:00.41 (0:14.56) | 0:45.85 [9] (0:11.10) | 0:34.75 [10] (0:11.40) | 0:23.35 [10] (0:11.22) | 0:12.13 [9] (0:12.13) | 6.5L | +6 |
| 10 | 4 | ROUND TWO Dylan Caboche | 6 | 67.6 1000-800 | 0:10.96 800-600 | 0:25.46 | 1:00.45 (0:14.50) | 0:45.95 [7] (0:10.96) | 0:34.99 [7] (0:11.22) | 0:23.77 [7] (0:11.41) | 0:12.36 [8] (0:12.36) | 6.7L | +2 |

Scratched: Cap Ten (#1)

- [] Position in running at each section and finish
- # Saddle cloth number
- :-:- No data available at this section
- DNF Did not finish
- NA No data available
- DNT Did not track
- █ Background shading for fastest section

| | |
|--------------------------------|----------------------|
| Horse/Jockey Name | MESROUR/Dom Tourneur |
| Finish Rank | 1 |
| Fastest Section Time (Section) | 0:11.00 (L800) |
| Top Speed [km/h] (Section) | 67.1 (Overall) |
| Race State | Finished |



Thomas Farms RC Murray Bridge SA - Professional

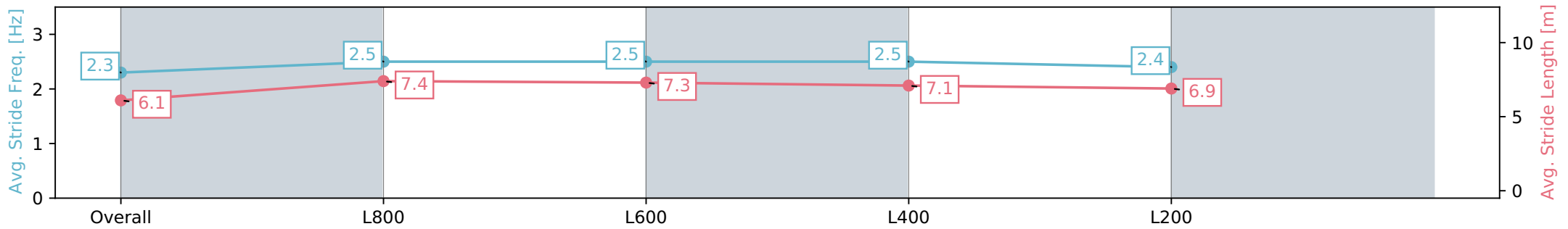
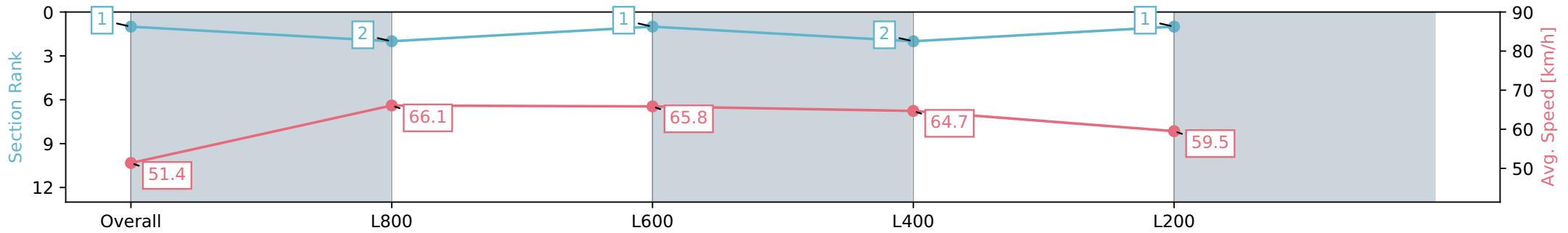
Race 2: Stewart Steel Supplies Handicap - 1000m

13 July 2024 - 11:44AM

Track Rating: Soft 5, Weather: Fine, Rail Position: +2m 1200m Chute, +5m Remainder



| Section | Overall | L800 | L600 | L400 | L200 |
|------------------------|--------------------------|--------------------------|--------------------------|--------------------------|--------------------------|
| Section Times | 0:59.37 [1] (0:14.02) | 0:45.35 [2] (0:11.00) | 0:34.35 [1] (0:11.12) | 0:23.23 [2] (0:11.14) | 0:12.09 [1] (0:12.09) |
| Average Speed [km/h] | 51.4 | 66.1 | 65.8 | 64.7 | 59.5 |
| Top Speed [km/h] | 65.8 | 67.1 | 66.9 | 66.4 | 62.6 |
| Avg. Dist. to Rail [m] | 1.2 | 2.8 | 4.1 | 4.0 | 2.8 |
| Avg. Stride Freq. [Hz] | 2.3 | 2.5 | 2.5 | 2.5 | 2.4 |
| Avg. Stride Length [m] | 6.1 | 7.4 | 7.3 | 7.1 | 6.9 |



Report Created: Sat 13 July 2024 13:07:33 GMT+10 (Note: Timing is based on positional data)

- [] Ranking at each section and finish
- :-:- No data available at this section
- NA No data available



| | |
|--------------------------------|-------------------------|
| Horse/Jockey Name | SNOOPY NOW/Sairyn Fawke |
| Finish Rank | 2 |
| Fastest Section Time (Section) | 0:11.04 (L800) |
| Top Speed [km/h] (Section) | 68.4 (Overall) |
| Race State | Finished |



Thomas Farms RC Murray Bridge SA - Professional

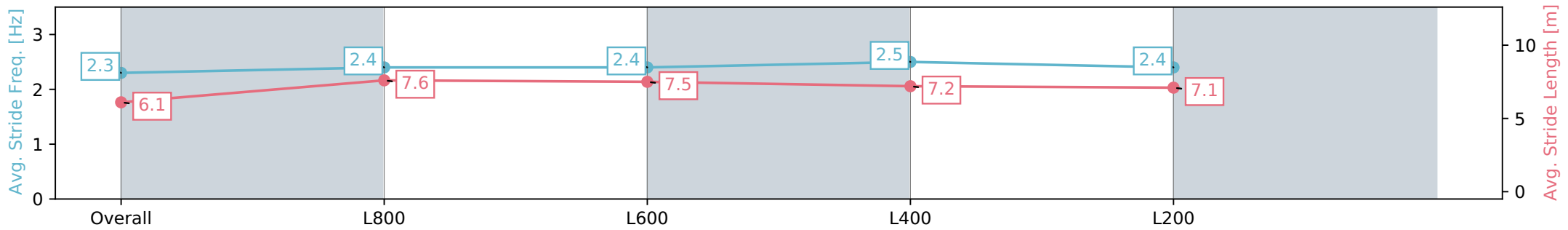
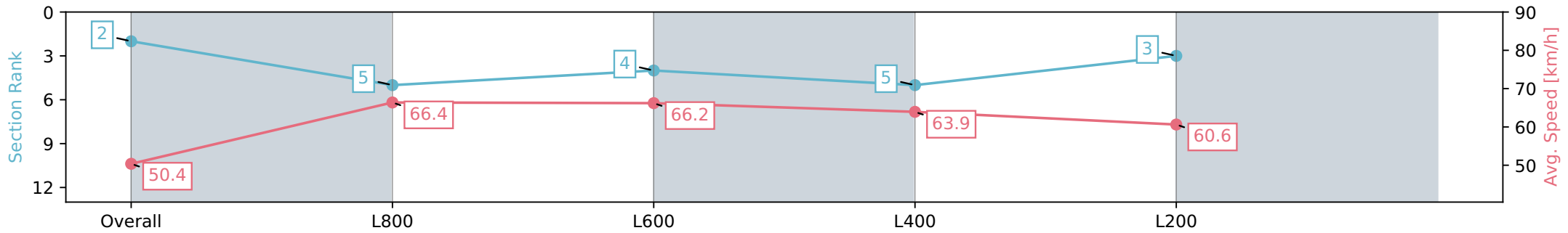
Race 2: Stewart Steel Supplies Handicap - 1000m

13 July 2024 - 11:44AM

Track Rating: Soft 5, Weather: Fine, Rail Position: +2m 1200m Chute, +5m Remainder



| Section | Overall | L800 | L600 | L400 | L200 |
|------------------------|--------------------------|--------------------------|--------------------------|--------------------------|--------------------------|
| Section Times | 0:59.56 [2] (0:14.28) | 0:45.27 [5] (0:11.04) | 0:34.23 [4] (0:11.11) | 0:23.12 [5] (0:11.25) | 0:11.87 [3] (0:11.87) |
| Average Speed [km/h] | 50.4 | 66.4 | 66.2 | 63.9 | 60.6 |
| Top Speed [km/h] | 65.4 | 68.4 | 67.2 | 65.7 | 62.9 |
| Avg. Dist. to Rail [m] | 2.0 | 4.8 | 5.0 | 7.6 | 8.2 |
| Avg. Stride Freq. [Hz] | 2.3 | 2.4 | 2.4 | 2.5 | 2.4 |
| Avg. Stride Length [m] | 6.1 | 7.6 | 7.5 | 7.2 | 7.1 |



- [] Ranking at each section and finish
- :-:- No data available at this section
- NA No data available

| | |
|--------------------------------|----------------------|
| Horse/Jockey Name | SIR NOW/Jake Toeroek |
| Finish Rank | 3 |
| Fastest Section Time (Section) | 0:10.99 (L800) |
| Top Speed [km/h] (Section) | 68.3 (L800) |
| Race State | Finished |



Thomas Farms RC Murray Bridge SA - Professional

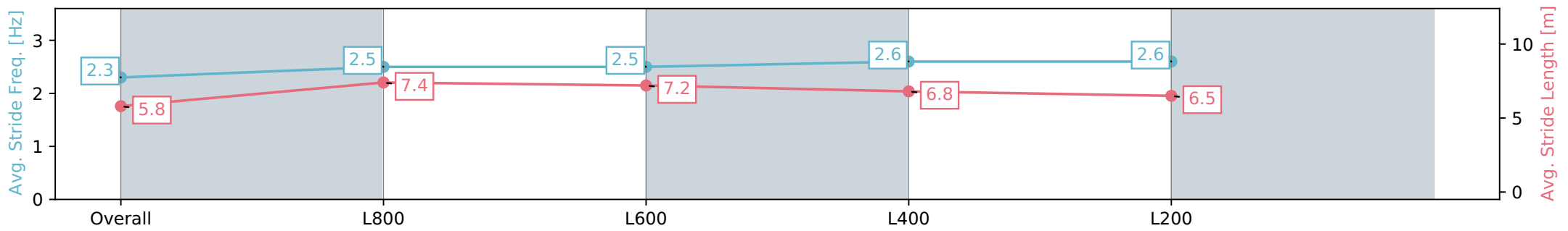
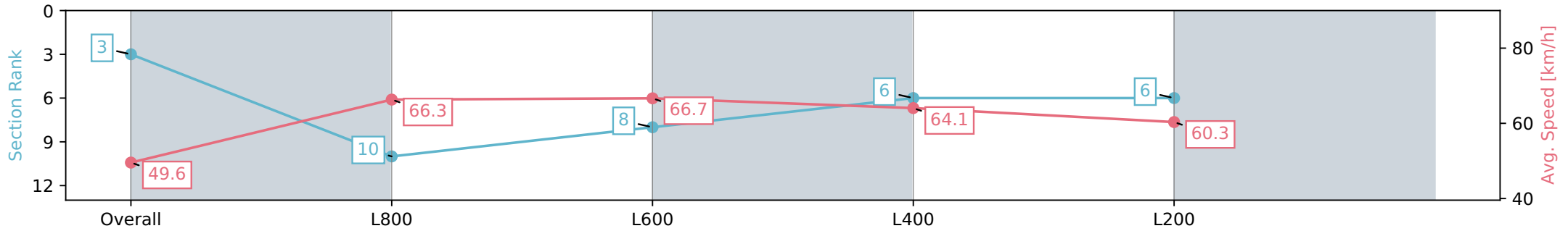
Race 2: Stewart Steel Supplies Handicap - 1000m

13 July 2024 - 11:44AM

Track Rating: Soft 5, Weather: Fine, Rail Position: +2m 1200m Chute, +5m Remainder



| Section | Overall | L800 | L600 | L400 | L200 |
|------------------------|--------------------------|---------------------------|--------------------------|--------------------------|--------------------------|
| Section Times | 0:59.77 [3] (0:14.56) | 0:45.20 [10] (0:10.99) | 0:34.21 [8] (0:11.04) | 0:23.17 [6] (0:11.24) | 0:11.93 [6] (0:11.93) |
| Average Speed [km/h] | 49.6 | 66.3 | 66.7 | 64.1 | 60.3 |
| Top Speed [km/h] | 65.2 | 68.0 | 68.3 | 66.2 | 63.3 |
| Avg. Dist. to Rail [m] | 2.4 | 3.9 | 5.4 | 10.7 | 9.6 |
| Avg. Stride Freq. [Hz] | 2.3 | 2.5 | 2.5 | 2.6 | 2.6 |
| Avg. Stride Length [m] | 5.8 | 7.4 | 7.2 | 6.8 | 6.5 |



[] Ranking at each section and finish
 -:-:- No data available at this section
 NA No data available

| | |
|--------------------------------|------------------------------------|
| Horse/Jockey Name | DUCHESS OF SUSSEX/Lachlan Neindorf |
| Finish Rank | 4 |
| Fastest Section Time (Section) | 0:10.97 (L800) |
| Top Speed [km/h] (Section) | 67.4 (Overall) |
| Race State | Finished |



Thomas Farms RC Murray Bridge SA - Professional

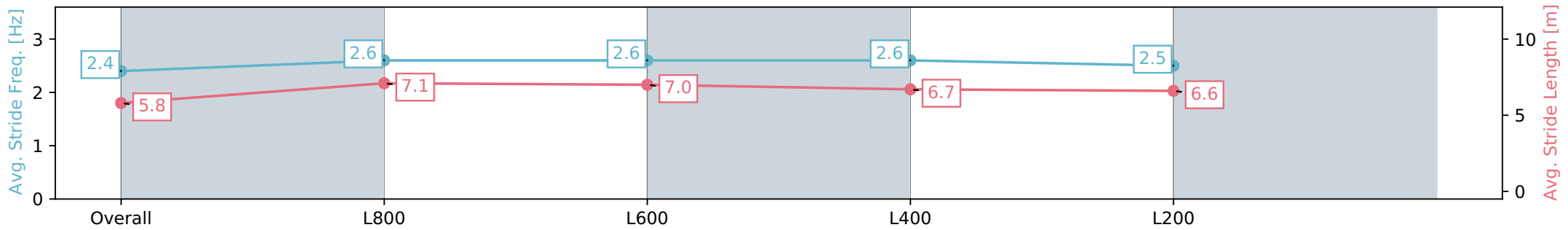
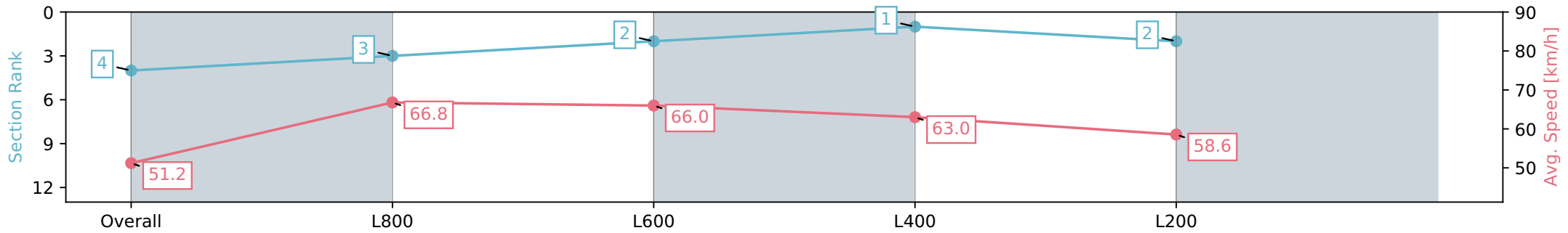
Race 2: Stewart Steel Supplies Handicap - 1000m

13 July 2024 - 11:44AM

Track Rating: Soft 5, Weather: Fine, Rail Position: +2m 1200m Chute, +5m Remainder



| Section | Overall | L800 | L600 | L400 | L200 |
|------------------------|--------------------------|--------------------------|--------------------------|--------------------------|--------------------------|
| Section Times | 0:59.84 [4] (0:14.06) | 0:45.78 [3] (0:10.97) | 0:34.81 [2] (0:11.09) | 0:23.72 [1] (0:11.42) | 0:12.30 [2] (0:12.30) |
| Average Speed [km/h] | 51.2 | 66.8 | 66.0 | 63.0 | 58.6 |
| Top Speed [km/h] | 67.1 | 67.4 | 66.3 | 65.8 | 61.4 |
| Avg. Dist. to Rail [m] | 1.5 | 4.6 | 4.1 | 5.2 | 5.6 |
| Avg. Stride Freq. [Hz] | 2.4 | 2.6 | 2.6 | 2.6 | 2.5 |
| Avg. Stride Length [m] | 5.8 | 7.1 | 7.0 | 6.7 | 6.6 |



- [] Ranking at each section and finish
- :-:- No data available at this section
- NA No data available

| | |
|--------------------------------|------------------|
| Horse/Jockey Name | AVANZO/Ben Price |
| Finish Rank | 5 |
| Fastest Section Time (Section) | 0:11.13 (L800) |
| Top Speed [km/h] (Section) | 68.1 (Overall) |
| Race State | Finished |



Thomas Farms RC Murray Bridge SA - Professional

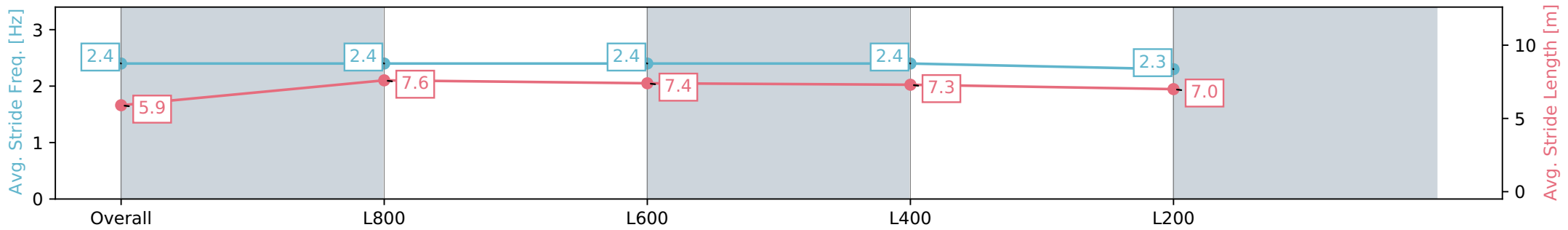
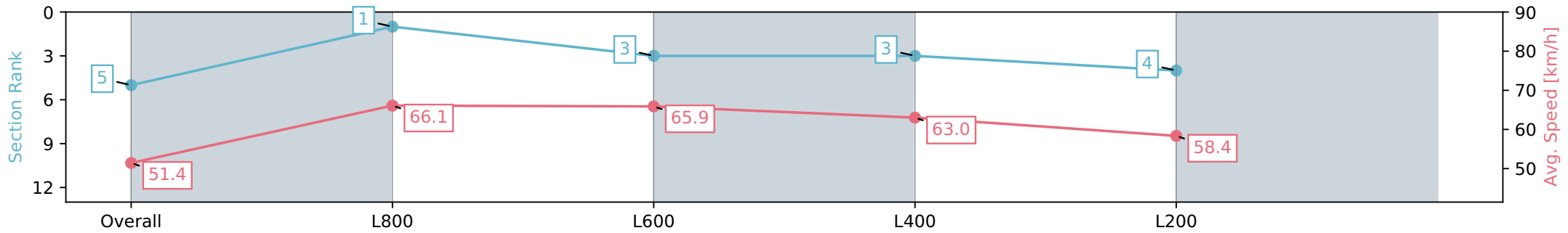
Race 2: Stewart Steel Supplies Handicap - 1000m

13 July 2024 - 11:44AM

Track Rating: Soft 5, Weather: Fine, Rail Position: +2m 1200m Chute, +5m Remainder



| Section | Overall | L800 | L600 | L400 | L200 |
|------------------------|--------------------------|--------------------------|--------------------------|--------------------------|--------------------------|
| Section Times | 1:00.04 [5] (0:14.01) | 0:46.03 [1] (0:11.13) | 0:34.90 [3] (0:11.14) | 0:23.76 [3] (0:11.44) | 0:12.32 [4] (0:12.32) |
| Average Speed [km/h] | 51.4 | 66.1 | 65.9 | 63.0 | 58.4 |
| Top Speed [km/h] | 66.8 | 68.1 | 67.1 | 64.9 | 61.2 |
| Avg. Dist. to Rail [m] | 6.4 | 5.7 | 5.3 | 8.3 | 7.4 |
| Avg. Stride Freq. [Hz] | 2.4 | 2.4 | 2.4 | 2.4 | 2.3 |
| Avg. Stride Length [m] | 5.9 | 7.6 | 7.4 | 7.3 | 7.0 |



- [] Ranking at each section and finish
- :-:- No data available at this section
- NA No data available

| | |
|--------------------------------|-------------------------|
| Horse/Jockey Name | MONDELLO/Jacob Opperman |
| Finish Rank | 6 |
| Fastest Section Time (Section) | 0:10.92 (L800) |
| Top Speed [km/h] (Section) | 68.0 (Overall) |
| Race State | Finished |



Thomas Farms RC Murray Bridge SA - Professional

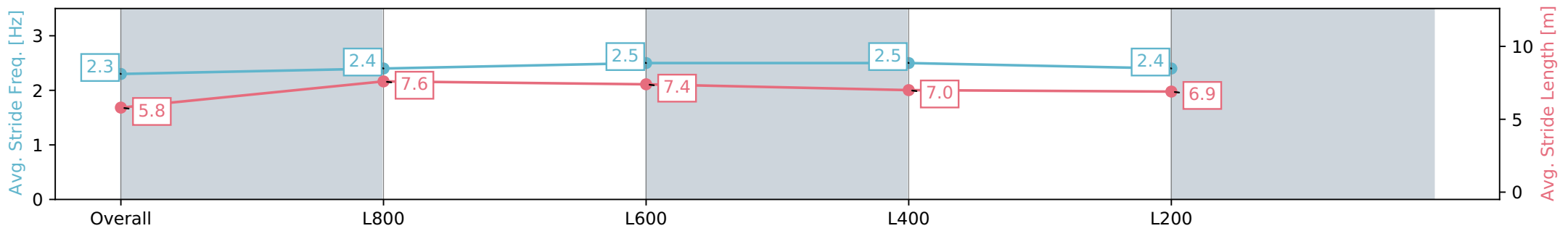
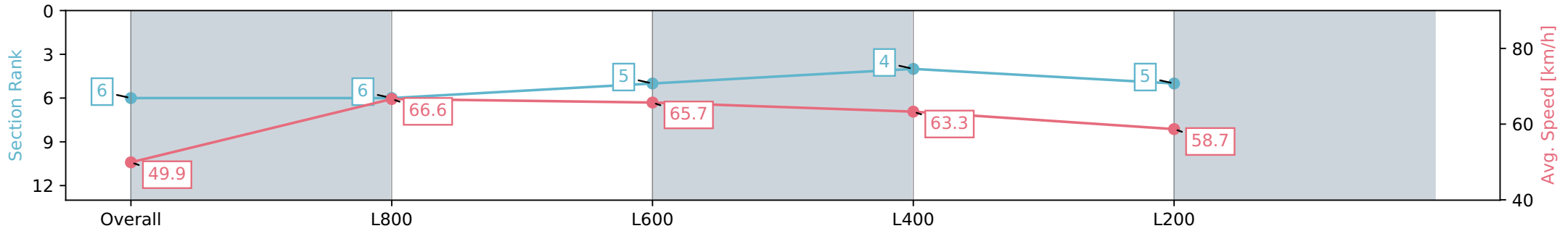
Race 2: Stewart Steel Supplies Handicap - 1000m

13 July 2024 - 11:44AM

Track Rating: Soft 5, Weather: Fine, Rail Position: +2m 1200m Chute, +5m Remainder



| Section | Overall | L800 | L600 | L400 | L200 |
|------------------------|--------------------------|--------------------------|--------------------------|--------------------------|--------------------------|
| Section Times | 1:00.04 [6] (0:14.42) | 0:45.62 [6] (0:10.92) | 0:34.70 [5] (0:11.08) | 0:23.62 [4] (0:11.36) | 0:12.26 [5] (0:12.26) |
| Average Speed [km/h] | 49.9 | 66.6 | 65.7 | 63.3 | 58.7 |
| Top Speed [km/h] | 65.0 | 68.0 | 67.3 | 65.3 | 63.0 |
| Avg. Dist. to Rail [m] | 1.5 | 2.7 | 2.6 | 5.4 | 4.5 |
| Avg. Stride Freq. [Hz] | 2.3 | 2.4 | 2.5 | 2.5 | 2.4 |
| Avg. Stride Length [m] | 5.8 | 7.6 | 7.4 | 7.0 | 6.9 |



[] Ranking at each section and finish
 -:-:- No data available at this section
 NA No data available

| | |
|--------------------------------|---------------------------------|
| Horse/Jockey Name | TRIPOD TERROR/Felicity Atkinson |
| Finish Rank | 7 |
| Fastest Section Time (Section) | 0:11.18 (L800) |
| Top Speed [km/h] (Section) | 67.3 (L800) |
| Race State | Finished |



Thomas Farms RC Murray Bridge SA - Professional

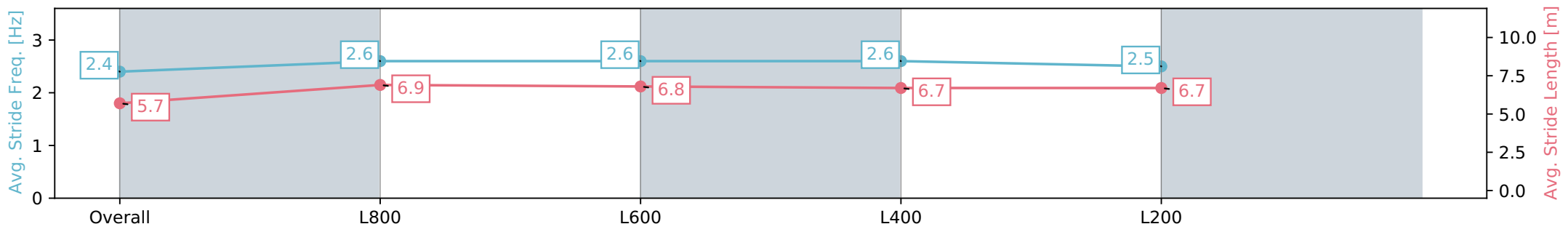
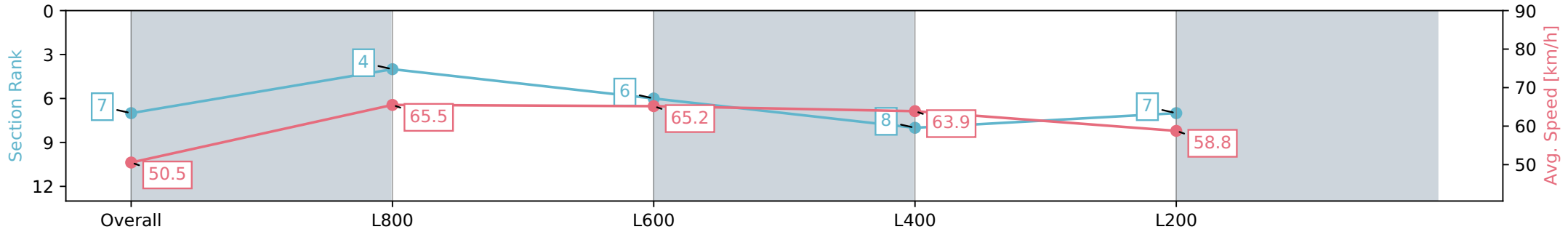
Race 2: Stewart Steel Supplies Handicap - 1000m

13 July 2024 - 11:44AM

Track Rating: Soft 5, Weather: Fine, Rail Position: +2m 1200m Chute, +5m Remainder



| Section | Overall | L800 | L600 | L400 | L200 |
|------------------------|--------------------------|--------------------------|--------------------------|--------------------------|--------------------------|
| Section Times | 1:00.23 [7] (0:14.26) | 0:45.97 [4] (0:11.18) | 0:34.79 [6] (0:11.30) | 0:23.49 [8] (0:11.25) | 0:12.24 [7] (0:12.24) |
| Average Speed [km/h] | 50.5 | 65.5 | 65.2 | 63.9 | 58.8 |
| Top Speed [km/h] | 66.0 | 66.7 | 67.3 | 66.0 | 61.8 |
| Avg. Dist. to Rail [m] | 3.2 | 4.8 | 5.7 | 11.4 | 9.3 |
| Avg. Stride Freq. [Hz] | 2.4 | 2.6 | 2.6 | 2.6 | 2.5 |
| Avg. Stride Length [m] | 5.7 | 6.9 | 6.8 | 6.7 | 6.7 |



[] Ranking at each section and finish
 -:-:- No data available at this section
 NA No data available

| | |
|--------------------------------|--------------------------|
| Horse/Jockey Name | SEA ROADS/Kayla Crowther |
| Finish Rank | 8 |
| Fastest Section Time (Section) | 0:11.09 (L800) |
| Top Speed [km/h] (Section) | 67.7 (Overall) |
| Race State | Finished |



Thomas Farms RC Murray Bridge SA - Professional

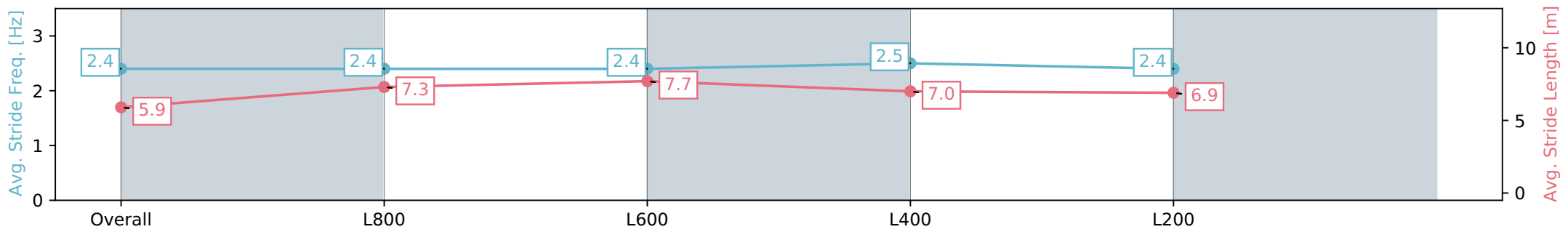
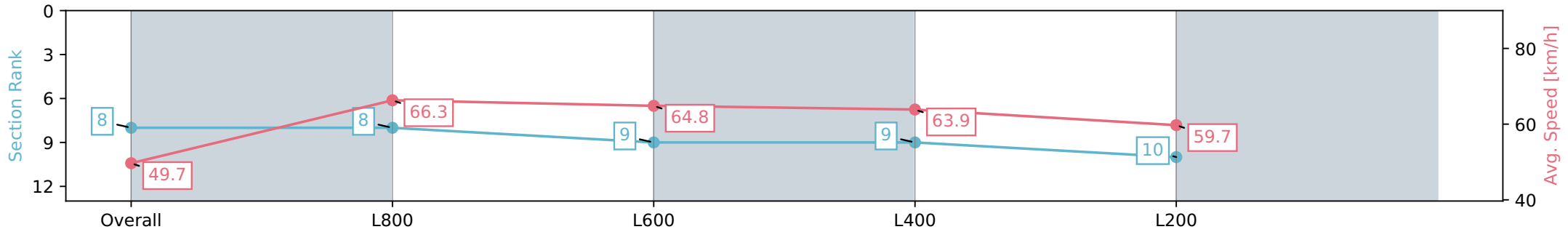
Race 2: Stewart Steel Supplies Handicap - 1000m

13 July 2024 - 11:44AM

Track Rating: Soft 5, Weather: Fine, Rail Position: +2m 1200m Chute, +5m Remainder



| Section | Overall | L800 | L600 | L400 | L200 |
|------------------------|--------------------------|--------------------------|--------------------------|--------------------------|---------------------------|
| Section Times | 1:00.34 [8] (0:14.52) | 0:45.82 [8] (0:11.09) | 0:34.73 [9] (0:11.40) | 0:23.33 [9] (0:11.28) | 0:12.05 [10] (0:12.05) |
| Average Speed [km/h] | 49.7 | 66.3 | 64.8 | 63.9 | 59.7 |
| Top Speed [km/h] | 65.7 | 67.7 | 66.1 | 65.1 | 62.3 |
| Avg. Dist. to Rail [m] | 3.9 | 5.7 | 6.8 | 8.5 | 5.7 |
| Avg. Stride Freq. [Hz] | 2.4 | 2.4 | 2.4 | 2.5 | 2.4 |
| Avg. Stride Length [m] | 5.9 | 7.3 | 7.7 | 7.0 | 6.9 |



[] Ranking at each section and finish
 -:-:- No data available at this section
 NA No data available

| | |
|--------------------------------|----------------------------------|
| Horse/Jockey Name | SWIFTIE HARRIET/Taylor Johnstone |
| Finish Rank | 9 |
| Fastest Section Time (Section) | 0:11.10 (L800) |
| Top Speed [km/h] (Section) | 67.3 (Overall) |
| Race State | Finished |



Thomas Farms RC Murray Bridge SA - Professional

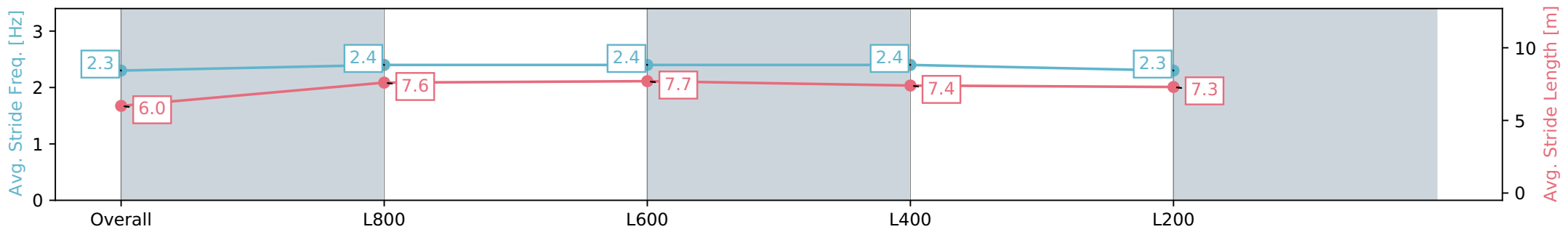
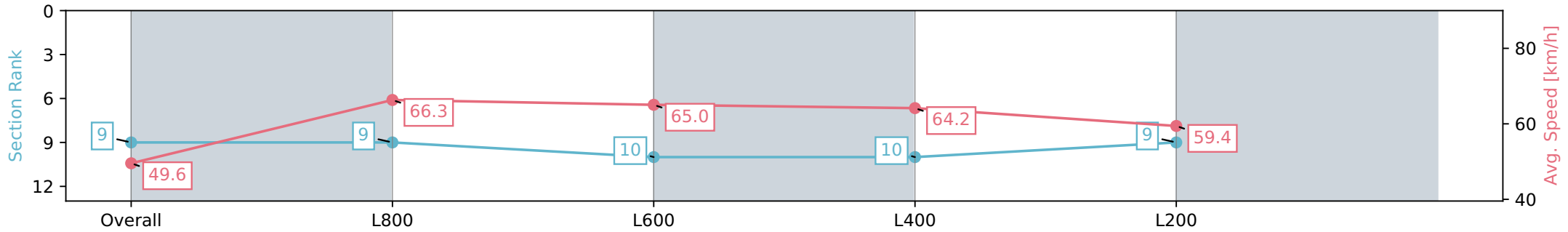
Race 2: Stewart Steel Supplies Handicap - 1000m

13 July 2024 - 11:44AM

Track Rating: Soft 5, Weather: Fine, Rail Position: +2m 1200m Chute, +5m Remainder



| Section | Overall | L800 | L600 | L400 | L200 |
|------------------------|--------------------------|--------------------------|---------------------------|---------------------------|--------------------------|
| Section Times | 1:00.41 [9] (0:14.56) | 0:45.85 [9] (0:11.10) | 0:34.75 [10] (0:11.40) | 0:23.35 [10] (0:11.22) | 0:12.13 [9] (0:12.13) |
| Average Speed [km/h] | 49.6 | 66.3 | 65.0 | 64.2 | 59.4 |
| Top Speed [km/h] | 65.4 | 67.3 | 66.1 | 66.1 | 62.0 |
| Avg. Dist. to Rail [m] | 5.6 | 6.2 | 7.5 | 13.0 | 12.7 |
| Avg. Stride Freq. [Hz] | 2.3 | 2.4 | 2.4 | 2.4 | 2.3 |
| Avg. Stride Length [m] | 6.0 | 7.6 | 7.7 | 7.4 | 7.3 |



[] Ranking at each section and finish
 -:-:- No data available at this section
 NA No data available

| | |
|--------------------------------|-------------------------|
| Horse/Jockey Name | ROUND TWO/Dylan Caboche |
| Finish Rank | 10 |
| Fastest Section Time (Section) | 0:10.96 (L800) |
| Top Speed [km/h] (Section) | 67.6 (Overall) |
| Race State | Finished |



Thomas Farms RC Murray Bridge SA - Professional

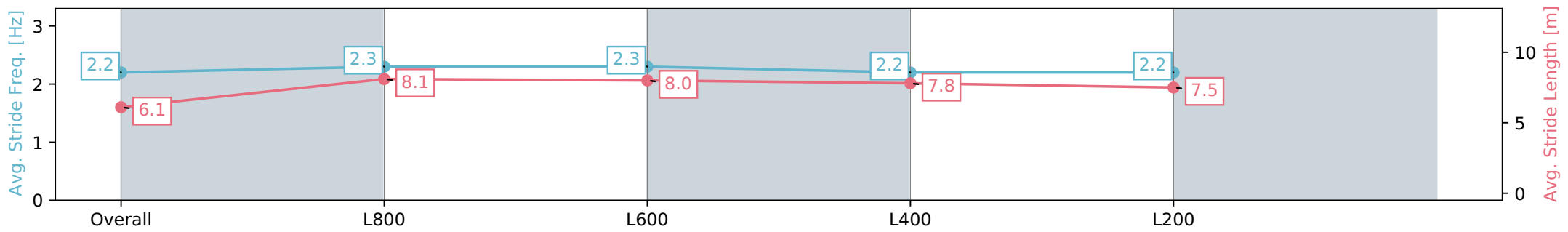
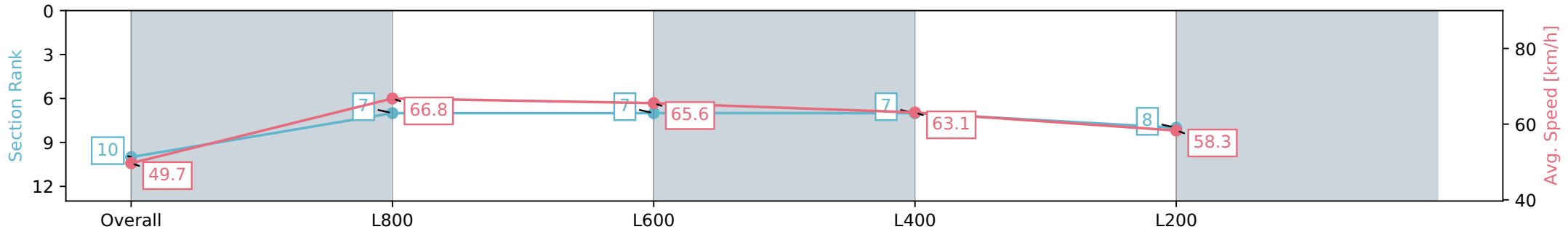
Race 2: Stewart Steel Supplies Handicap - 1000m

13 July 2024 - 11:44AM

Track Rating: Soft 5, Weather: Fine, Rail Position: +2m 1200m Chute, +5m Remainder



| Section | Overall | L800 | L600 | L400 | L200 |
|------------------------|---------------------------|--------------------------|--------------------------|--------------------------|--------------------------|
| Section Times | 1:00.45 [10] (0:14.50) | 0:45.95 [7] (0:10.96) | 0:34.99 [7] (0:11.22) | 0:23.77 [7] (0:11.41) | 0:12.36 [8] (0:12.36) |
| Average Speed [km/h] | 49.7 | 66.8 | 65.6 | 63.1 | 58.3 |
| Top Speed [km/h] | 66.2 | 67.6 | 66.7 | 64.9 | 60.9 |
| Avg. Dist. to Rail [m] | 3.0 | 4.3 | 5.6 | 9.3 | 7.5 |
| Avg. Stride Freq. [Hz] | 2.2 | 2.3 | 2.3 | 2.2 | 2.2 |
| Avg. Stride Length [m] | 6.1 | 8.1 | 8.0 | 7.8 | 7.5 |



[] Ranking at each section and finish
 -:-:- No data available at this section
 NA No data available