



RACINGSA

Thomas Farms RC Murray Bridge SA

Race 1: Fred Vella Tyre & Crash Repairs Maiden Plate - 1400m

13 July 2024 - 11:09AM



Murray Bridge
Racing Club

Track Rating: Soft 5, Weather: Fine, Rail Position: +2m 1200m Chute, +5m Remainder

Section Field Times							Overall	L1200	L1000	L800	L600	L400		
							1:26.42 (0:13.93)	1:12.49 (0:10.66)	1:01.83 (0:11.55)	0:50.28 (0:12.03)	0:38.25 (0:12.27)	0:25.98 (0:12.62)		
Position	#	Horse/Jockey	Barrier	Top Speed [km/h]	Fastest Section	First 400m							Distance Travelled From Winner [m]	
1	5	KIRKLISTON BLU Samuel Payne	12	68.1 1400-1200	0:10.85 1200-1000	0:25.34	1:26.42 (0:14.49)	1:11.93 [7] (0:10.85)	1:01.08 [8] (0:11.83)	0:49.25 [8] (0:12.17)	0:37.08 [8] (0:11.84)	0:25.24 [8] (0:12.26)		
2	4	COMMISSIONS Jessica Eaton	3	69.5 1400-1200	0:10.66 1200-1000	0:24.57	1:26.53 (0:13.92)	1:12.61 [1] (0:10.66)	1:01.95 [1] (0:11.55)	0:50.40 [1] (0:12.03)	0:38.37 [1] (0:12.27)	0:26.10 [1] (0:12.63)	-12	
3	8	REEL WHISKEY Jake Toeroek	17	66.3 1400-1200	0:10.97 1200-1000	0:25.68	1:26.80 (0:14.71)	1:12.09 [11] (0:10.97)	1:01.12 [9] (0:11.66)	0:49.46 [10] (0:12.10)	0:37.36 [11] (0:11.85)	0:25.51 [9] (0:12.25)	+1	
4	10	TOTEMO HAYAI Dylan Caboche	2	70.3 1400-1200	0:10.51 1200-1000	0:25.01	1:26.93 (0:14.50)	1:12.43 [8] (0:10.51)	1:01.92 [4] (0:11.76)	0:50.16 [5] (0:12.12)	0:38.04 [6] (0:12.09)	0:25.95 [5] (0:12.47)	-1	
5	13	IDRACOWRA Rochelle Milnes	16	65.3 1400-1200	0:11.18 1200-1000	0:26.06	1:27.00 (0:14.88)	1:12.12 [12] (0:11.18)	1:00.94 [14] (0:11.63)	0:49.31 [13] (0:12.05)	0:37.26 [13] (0:11.85)	0:25.41 [12] (0:12.09)	-6	
6	12	HOT STRUT Justin Potter	5	68.9 1400-1200	0:10.76 1200-1000	0:24.94	1:27.04 (0:14.18)	1:12.86 [4] (0:10.76)	1:02.10 [3] (0:11.57)	0:50.52 [3] (0:12.06)	0:38.46 [3] (0:12.13)	0:26.33 [3] (0:12.65)	-10	
7	2	JACOBS GATE Dom Tourneur	8	68.2 1400-1200	0:10.82 1200-1000	0:25.20	1:27.08 (0:14.38)	1:12.70 [5] (0:10.82)	1:01.88 [6] (0:11.56)	0:50.31 [6] (0:12.11)	0:38.20 [5] (0:12.17)	0:26.03 [6] (0:12.42)	-7	
8	9	DETORON Alana Livesey	6	69.9 1400-1200	0:10.61 1200-1000	0:24.70	1:27.09 (0:14.09)	1:13.00 [2] (0:10.61)	1:02.39 [2] (0:11.50)	0:50.89 [2] (0:12.14)	0:38.75 [2] (0:12.28)	0:26.46 [2] (0:12.75)	-3	
9	15	TYUSIX Sairyn Fawke	13	66.4 1400-1200	0:11.12 1200-1000	0:26.02	1:27.13 (0:14.90)	1:12.23 [14] (0:11.12)	1:01.11 [13] (0:11.72)	0:49.39 [14] (0:12.04)	0:37.35 [14] (0:11.81)	0:25.54 [11] (0:11.98)	-9	
10	11	CARIBBEAN BREEZE Emily Finnegan	9	69.1 1400-1200	0:10.87 1200-1000	0:25.03	1:27.17 (0:14.16)	1:13.01 [3] (0:10.87)	1:02.14 [5] (0:11.62)	0:50.52 [4] (0:12.02)	0:38.50 [4] (0:12.14)	0:26.36 [4] (0:12.56)	-10	

Scratched: My Crackling (#6), Pride Of Shalaa (#16), Cut No Ice (#17), Esticon (#18)

Report Created: Sat 13 July 2024 12:54:44 GMT+10 (Note: Timing is based on positional data)

- [] Position in running at each section and finish
- # Saddle cloth number
- :-:- No data available at this section
- DNF Did not finish
- NA No data available
- DNT Did not track
- █ Background shading for fastest section



RACINGSA

Thomas Farms RC Murray Bridge SA
Race 1: Fred Vella Tyre & Crash Repairs Maiden Plate - 1400m
13 July 2024 - 11:09AM



Murray Bridge
Racing Club

Track Rating: Soft 5, Weather: Fine, Rail Position: +2m 1200m Chute, +5m Remainder

Section Field Times		Overall	L1200	L1000	L800	L600	L400							
		1:26.42 (0:13.93)	1:12.49 (0:10.66)	1:01.83 (0:11.55)	0:50.28 (0:12.03)	0:38.25 (0:12.27)	0:25.98 (0:12.62)							
Position	#	Horse/Jockey	Barrier	Top Speed [km/h]	Fastest Section	First 400m								Distance Travelled From Winner [m]
11	14	NIKOLSKY	14	66.5	0:10.99	0:25.69	1:27.60	1:12.90 [10]	1:01.91 [10]	0:50.15 [11]	0:38.24 [9]	0:26.30 [10]		-2
		Jacob Opperman		1400-1200	1200-1000		(0:14.70)	(0:10.99)	(0:11.76)	(0:11.91)	(0:11.94)	(0:12.44)		
12	1	AMBLESIDE	1	67.1	0:10.91	0:25.33	1:28.74	1:14.32 [6]	1:03.41 [7]	0:51.73 [7]	0:39.57 [7]	0:27.57 [7]		-11
		Ben Price		1400-1200	1200-1000		(0:14.42)	(0:10.91)	(0:11.68)	(0:12.16)	(0:12.00)	(0:13.07)		
13	3	MONTARI	4	65.8	0:11.03	0:25.70	1:28.81	1:14.14 [9]	1:03.11 [11]	0:51.58 [9]	0:39.44 [10]	0:27.20 [13]		-11
		Nichola Yuen		1400-1200	1200-1000		(0:14.67)	(0:11.03)	(0:11.53)	(0:12.14)	(0:12.24)	(0:13.14)		
14	7	ONLYCHANCEWEGET	18	66.1	0:11.03	0:25.93	1:29.12	1:14.22 [13]	1:03.19 [12]	0:51.55 [12]	0:39.42 [12]	0:26.96 [14]		-1
		Callan Murray		1400-1200	1200-1000		(0:14.90)	(0:11.03)	(0:11.64)	(0:12.13)	(0:12.46)	(0:12.85)		

Scratched: My Crackling (#6), Pride Of Shalaa (#16), Cut No Ice (#17), Esticon (#18)

- [] Position in running at each section and finish # Saddle cloth number
- :--:- No data available at this section DNF Did not finish
- NA No data available DNT Did not track
- Background shading for fastest section



RACINGSA

Thomas Farms RC Murray Bridge SA

Race 1: Fred Vella Tyre & Crash Repairs Maiden Plate - 1400m

13 July 2024 - 11:09AM



Murray Bridge
Racing Club

Track Rating: Soft 5, Weather: Fine, Rail Position: +2m 1200m Chute, +5m Remainder

Section Field Times

L200
0:13.36
(0:13.36)

Position	#	Horse/Jockey	Barrier	Top Speed [km/h]	Fastest Section	First 400m	Margin						Distance Travelled From Winner [m]
1	5	KIRKLISTON BLU Samuel Payne	12	68.1 1400-1200	0:10.85 1200-1000	0:25.34	0:12.98 [5] (0:12.98)	1:26.42					
2	4	COMMISSIONS Jessica Eaton	3	69.5 1400-1200	0:10.66 1200-1000	0:24.57	0:13.47 [1] (0:13.47)	0.6L					-12
3	8	REEL WHISKEY Jake Toeroek	17	66.3 1400-1200	0:10.97 1200-1000	0:25.68	0:13.26 [8] (0:13.26)	2.1L					+1
4	10	TOTEMO HAYAI Dylan Caboche	2	70.3 1400-1200	0:10.51 1200-1000	0:25.01	0:13.48 [6] (0:13.48)	2.9L					-1
5	13	IDRACOWRA Rochelle Milnes	16	65.3 1400-1200	0:11.18 1200-1000	0:26.06	0:13.32 [10] (0:13.32)	3.3L					-6
6	12	HOT STRUT Justin Potter	5	68.9 1400-1200	0:10.76 1200-1000	0:24.94	0:13.68 [2] (0:13.68)	3.5L					-10
7	2	JACOBS GATE Dom Tourneur	8	68.2 1400-1200	0:10.82 1200-1000	0:25.20	0:13.61 [7] (0:13.61)	3.7L					-7
8	9	DETORON Alana Livesey	6	69.9 1400-1200	0:10.61 1200-1000	0:24.70	0:13.71 [3] (0:13.71)	3.8L					-3
9	15	TYUSIX Sairyn Fawke	13	66.4 1400-1200	0:11.12 1200-1000	0:26.02	0:13.56 [9] (0:13.56)	4.0L					-9
10	11	CARIBBEAN BREEZE Emily Finnegan	9	69.1 1400-1200	0:10.87 1200-1000	0:25.03	0:13.79 [4] (0:13.79)	4.3L					-10

Scratched: My Crackling (#6), Pride Of Shalaa (#16), Cut No Ice (#17), Esticon (#18)

- [] Position in running at each section and finish # Saddle cloth number
- :-:- No data available at this section DNF Did not finish
- NA No data available DNT Did not track
- █ Background shading for fastest section



RACINGSA

Thomas Farms RC Murray Bridge SA
Race 1: Fred Vella Tyre & Crash Repairs Maiden Plate - 1400m
13 July 2024 - 11:09AM



Murray Bridge
Racing Club

Track Rating: Soft 5, Weather: Fine, Rail Position: +2m 1200m Chute, +5m Remainder

Section
Field Times

L200
0:13.36
(0:13.36)

Position	#	Horse/Jockey	Barrier	Top Speed [km/h]	Fastest Section	First 400m	Margin							Distance Travelled From Winner [m]
11	14	NIKOLSKY Jacob Opperman	14	66.5 1400-1200	0:10.99 1200-1000	0:25.69	0:13.86 [11] (0:13.86)	6.7L						-2
12	1	AMBLESIDE Ben Price	1	67.1 1400-1200	0:10.91 1200-1000	0:25.33	0:14.50 [12] (0:14.50)	13.1L						-11
13	3	MONTARI Nichola Yuen	4	65.8 1400-1200	0:11.03 1200-1000	0:25.70	0:14.06 [13] (0:14.06)	13.5L						-11
14	7	ONLYCHANCEWEGET Callan Murray	18	66.1 1400-1200	0:11.03 1200-1000	0:25.93	0:14.11 [14] (0:14.11)	15.3L						-1

Scratched: My Crackling (#6), Pride Of Shalaa (#16), Cut No Ice (#17), Esticon (#18)

- [] Position in running at each section and finish # Saddle cloth number
- :-:- No data available at this section DNF Did not finish
- NA No data available DNT Did not track
- █ Background shading for fastest section

Horse/Jockey Name	KIRKLISTON BLU/Samuel Payne
Finish Rank	1
Fastest Section Time (Section)	0:10.85 (L1200)
Top Speed [km/h] (Section)	68.1 (Overall)
Race State	Finished



Thomas Farms RC Murray Bridge SA - Professional

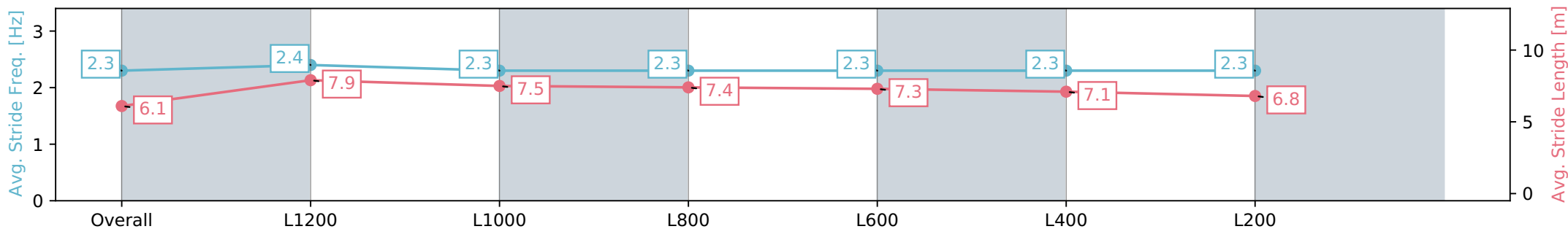
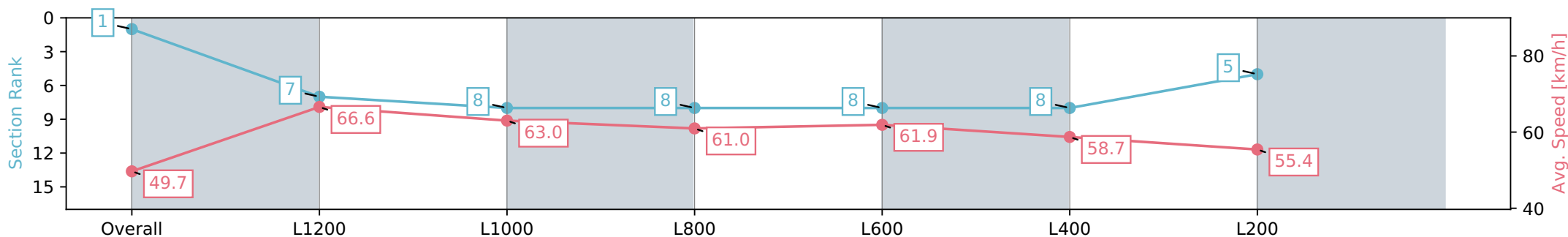
Race 1: Fred Vella Tyre & Crash Repairs Maiden Plate - 1400m

13 July 2024 - 11:09AM

Track Rating: Soft 5, Weather: Fine, Rail Position: +2m 1200m Chute, +5m Remainder



Section	Overall	L1200	L1000	L800	L600	L400	L200
Section Times	1:26.42 [1] (0:14.49)	1:11.93 [7] (0:10.85)	1:01.08 [8] (0:11.83)	0:49.25 [8] (0:12.17)	0:37.08 [8] (0:11.84)	0:25.24 [8] (0:12.26)	0:12.98 [5] (0:12.98)
Average Speed [km/h]	49.7	66.6	63.0	61.0	61.9	58.7	55.4
Top Speed [km/h]	67.5	68.1	64.6	62.0	62.8	60.4	58.5
Avg. Dist. to Rail [m]	7.7	2.9	6.5	6.2	4.3	5.1	6.6
Avg. Stride Freq. [Hz]	2.3	2.4	2.3	2.3	2.3	2.3	2.3
Avg. Stride Length [m]	6.1	7.9	7.5	7.4	7.3	7.1	6.8



Report Created: Sat 13 July 2024 12:54:48 GMT+10 (Note: Timing is based on positional data)

- [] Ranking at each section and finish
- :-:- No data available at this section
- NA No data available

Horse/Jockey Name	COMMISSIONS/Jessica Eaton
Finish Rank	2
Fastest Section Time (Section)	0:10.66 (L1200)
Top Speed [km/h] (Section)	69.5 (Overall)
Race State	Finished



Thomas Farms RC Murray Bridge SA - Professional

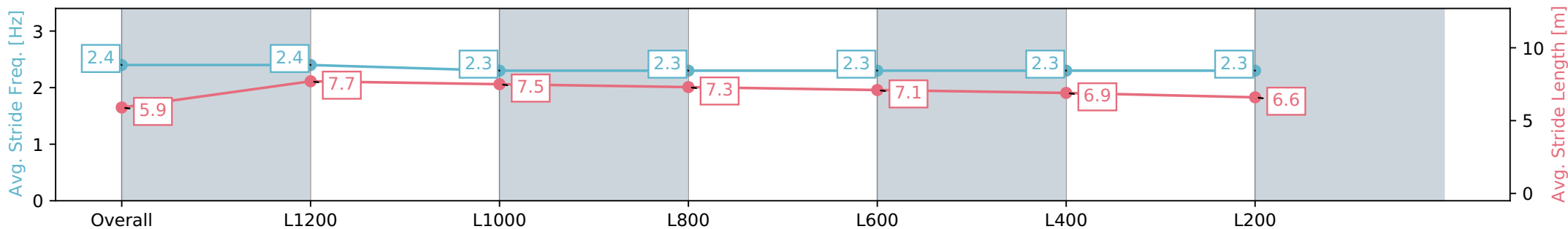
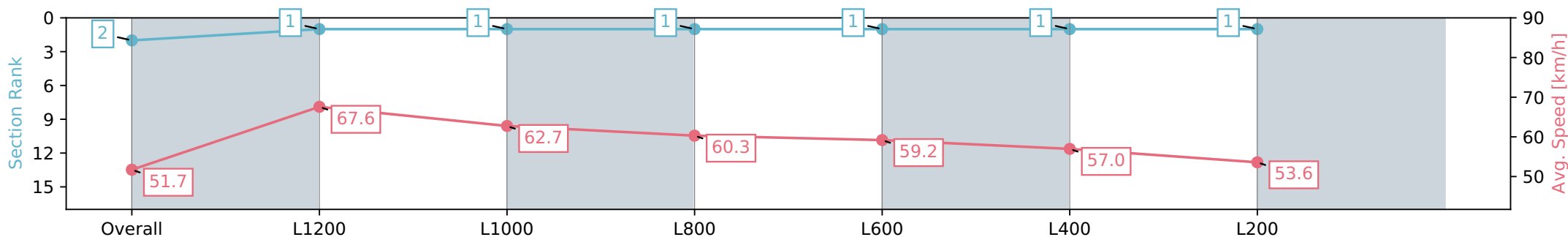
Race 1: Fred Vella Tyre & Crash Repairs Maiden Plate - 1400m

13 July 2024 - 11:09AM

Track Rating: Soft 5, Weather: Fine, Rail Position: +2m 1200m Chute, +5m Remainder



Section	Overall	L1200	L1000	L800	L600	L400	L200
Section Times	1:26.53 [2] (0:13.92)	1:12.61 [1] (0:10.66)	1:01.95 [1] (0:11.55)	0:50.40 [1] (0:12.03)	0:38.37 [1] (0:12.27)	0:26.10 [1] (0:12.63)	0:13.47 [1] (0:13.47)
Average Speed [km/h]	51.7	67.6	62.7	60.3	59.2	57.0	53.6
Top Speed [km/h]	69.5	69.5	64.9	61.0	59.7	58.8	55.0
Avg. Dist. to Rail [m]	1.6	0.3	1.2	1.6	2.3	4.5	7.1
Avg. Stride Freq. [Hz]	2.4	2.4	2.3	2.3	2.3	2.3	2.3
Avg. Stride Length [m]	5.9	7.7	7.5	7.3	7.1	6.9	6.6



Report Created: Sat 13 July 2024 12:54:51 GMT+10 (Note: Timing is based on positional data)

- [] Ranking at each section and finish
- :-:- No data available at this section
- NA No data available

Horse/Jockey Name	REEL WHISKEY/Jake Toeroek
Finish Rank	3
Fastest Section Time (Section)	0:10.97 (L1200)
Top Speed [km/h] (Section)	66.3 (Overall)
Race State	Finished



Thomas Farms RC Murray Bridge SA - Professional

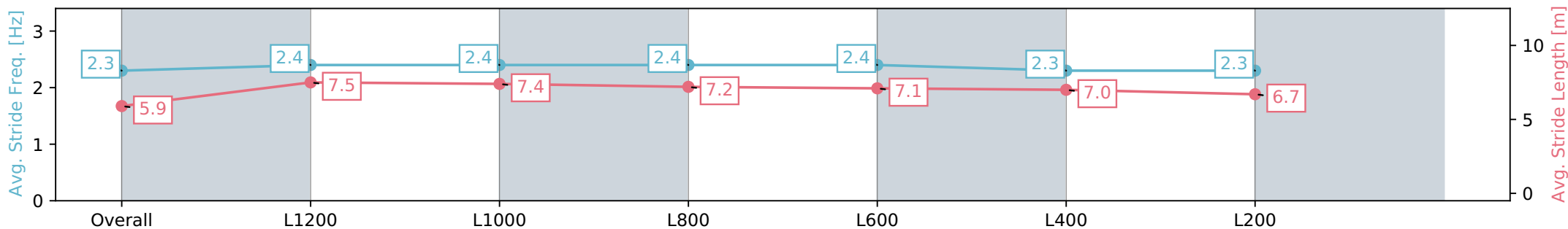
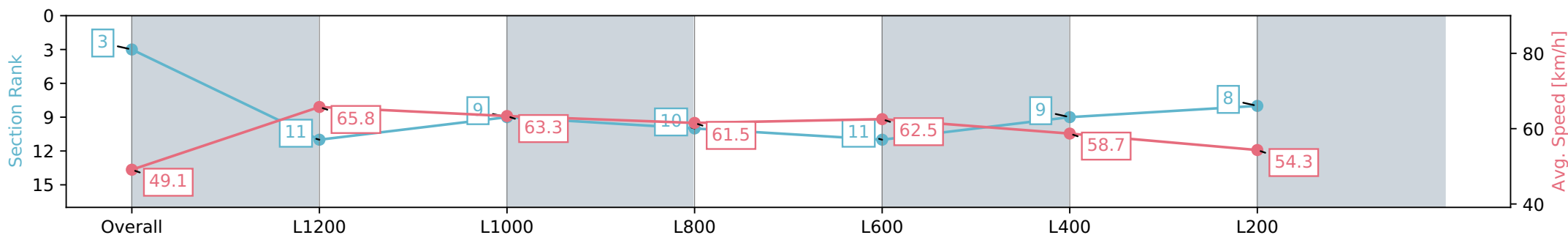
Race 1: Fred Vella Tyre & Crash Repairs Maiden Plate - 1400m

13 July 2024 - 11:09AM

Track Rating: Soft 5, Weather: Fine, Rail Position: +2m 1200m Chute, +5m Remainder



Section	Overall	L1200	L1000	L800	L600	L400	L200
Section Times	1:26.80 [3] (0:14.71)	1:12.09 [11] (0:10.97)	1:01.12 [9] (0:11.66)	0:49.46 [10] (0:12.10)	0:37.36 [11] (0:11.85)	0:25.51 [9] (0:12.25)	0:13.26 [8] (0:13.26)
Average Speed [km/h]	49.1	65.8	63.3	61.5	62.5	58.7	54.3
Top Speed [km/h]	66.3	66.3	64.9	62.6	64.1	61.0	57.2
Avg. Dist. to Rail [m]	8.9	2.2	4.7	6.6	7.0	10.3	9.6
Avg. Stride Freq. [Hz]	2.3	2.4	2.4	2.4	2.4	2.3	2.3
Avg. Stride Length [m]	5.9	7.5	7.4	7.2	7.1	7.0	6.7



Report Created: Sat 13 July 2024 12:54:54 GMT+10 (Note: Timing is based on positional data)

- [] Ranking at each section and finish
- :-:- No data available at this section
- NA No data available

Horse/Jockey Name	TOTEMO HAYAI/Dylan Caboche
Finish Rank	4
Fastest Section Time (Section)	0:10.51 (L1200)
Top Speed [km/h] (Section)	70.3 (Overall)
Race State	Finished



Thomas Farms RC Murray Bridge SA - Professional

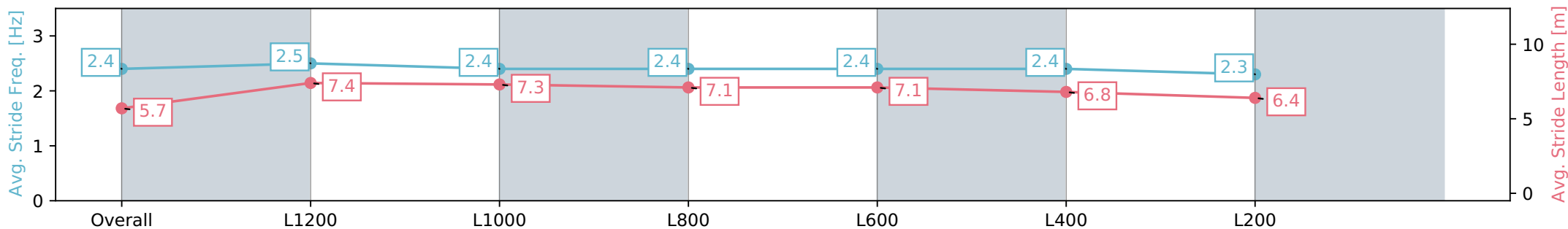
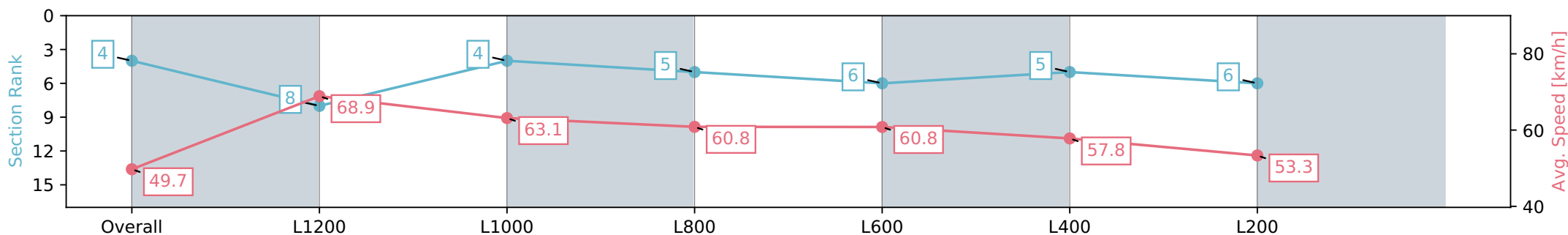
Race 1: Fred Vella Tyre & Crash Repairs Maiden Plate - 1400m

13 July 2024 - 11:09AM

Track Rating: Soft 5, Weather: Fine, Rail Position: +2m 1200m Chute, +5m Remainder



Section	Overall	L1200	L1000	L800	L600	L400	L200
Section Times	1:26.93 [4] (0:14.50)	1:12.43 [8] (0:10.51)	1:01.92 [4] (0:11.76)	0:50.16 [5] (0:12.12)	0:38.04 [6] (0:12.09)	0:25.95 [5] (0:12.47)	0:13.48 [6] (0:13.48)
Average Speed [km/h]	49.7	68.9	63.1	60.8	60.8	57.8	53.3
Top Speed [km/h]	68.9	70.3	65.5	62.6	61.9	60.1	55.7
Avg. Dist. to Rail [m]	2.1	2.9	6.0	5.1	5.3	8.9	7.9
Avg. Stride Freq. [Hz]	2.4	2.5	2.4	2.4	2.4	2.4	2.3
Avg. Stride Length [m]	5.7	7.4	7.3	7.1	7.1	6.8	6.4



Report Created: Sat 13 July 2024 12:54:57 GMT+10 (Note: Timing is based on positional data)

- [] Ranking at each section and finish
- :-:- No data available at this section
- NA No data available

Horse/Jockey Name	IDRACOWRA/Rochelle Milnes
Finish Rank	5
Fastest Section Time (Section)	0:11.18 (L1200)
Top Speed [km/h] (Section)	65.3 (Overall)
Race State	Finished



Thomas Farms RC Murray Bridge SA - Professional

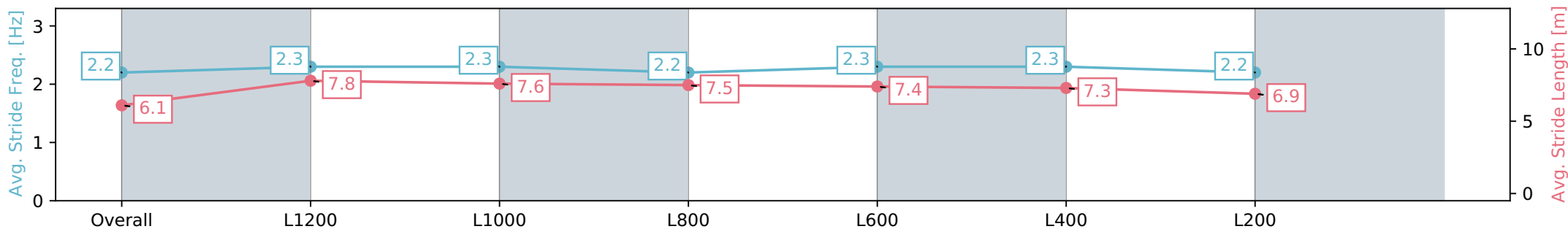
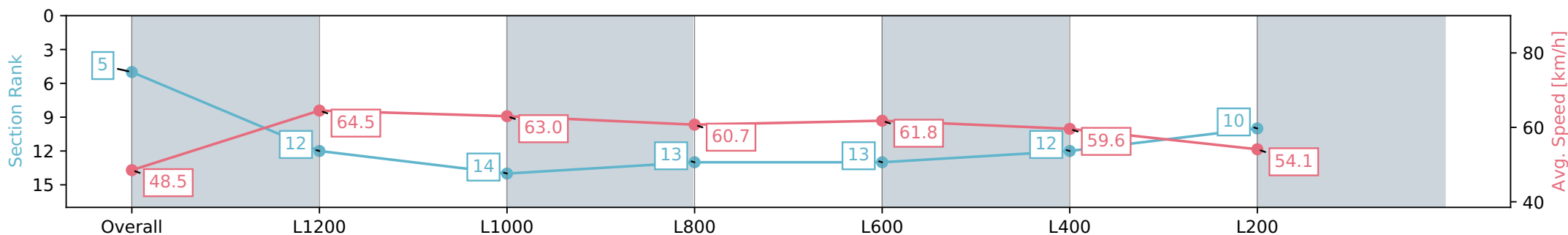
Race 1: Fred Vella Tyre & Crash Repairs Maiden Plate - 1400m

13 July 2024 - 11:09AM

Track Rating: Soft 5, Weather: Fine, Rail Position: +2m 1200m Chute, +5m Remainder



Section	Overall	L1200	L1000	L800	L600	L400	L200
Section Times	1:27.00 [5] (0:14.88)	1:12.12 [12] (0:11.18)	1:00.94 [14] (0:11.63)	0:49.31 [13] (0:12.05)	0:37.26 [13] (0:11.85)	0:25.41 [12] (0:12.09)	0:13.32 [10] (0:13.32)
Average Speed [km/h]	48.5	64.5	63.0	60.7	61.8	59.6	54.1
Top Speed [km/h]	65.3	65.3	64.2	61.8	62.6	62.1	55.0
Avg. Dist. to Rail [m]	8.2	1.8	3.3	3.2	4.1	6.9	9.9
Avg. Stride Freq. [Hz]	2.2	2.3	2.3	2.2	2.3	2.3	2.2
Avg. Stride Length [m]	6.1	7.8	7.6	7.5	7.4	7.3	6.9



Report Created: Sat 13 July 2024 12:55:00 GMT+10 (Note: Timing is based on positional data)

- [] Ranking at each section and finish
- :-:- No data available at this section
- NA No data available

Horse/Jockey Name	HOT STRUT/Justin Potter
Finish Rank	6
Fastest Section Time (Section)	0:10.76 (L1200)
Top Speed [km/h] (Section)	68.9 (Overall)
Race State	Finished



Thomas Farms RC Murray Bridge SA - Professional

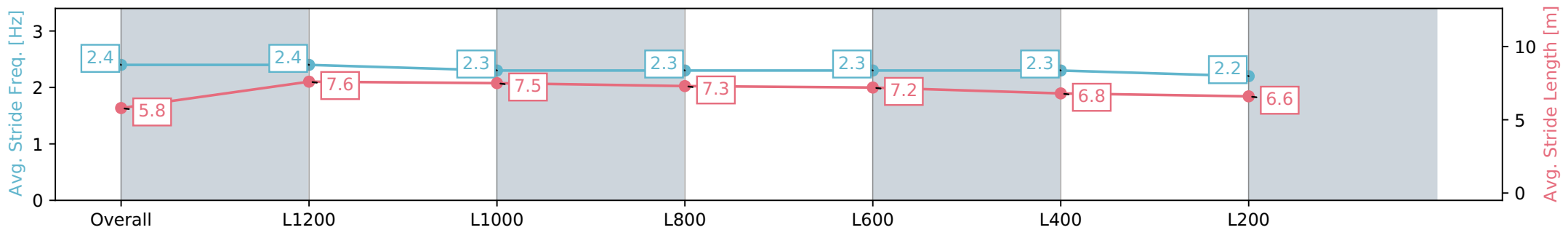
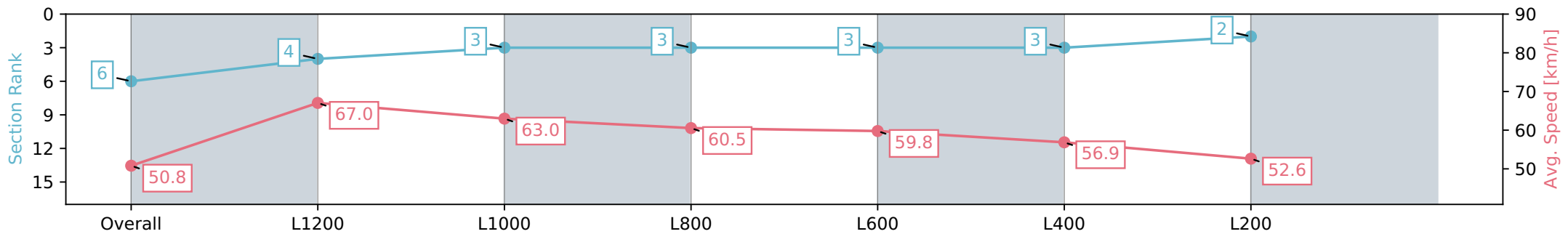
Race 1: Fred Vella Tyre & Crash Repairs Maiden Plate - 1400m

13 July 2024 - 11:09AM

Track Rating: Soft 5, Weather: Fine, Rail Position: +2m 1200m Chute, +5m Remainder



Section	Overall	L1200	L1000	L800	L600	L400	L200
Section Times	1:27.04 [6] (0:14.18)	1:12.86 [4] (0:10.76)	1:02.10 [3] (0:11.57)	0:50.52 [3] (0:12.06)	0:38.46 [3] (0:12.13)	0:26.33 [3] (0:12.65)	0:13.68 [2] (0:13.68)
Average Speed [km/h]	50.8	67.0	63.0	60.5	59.8	56.9	52.6
Top Speed [km/h]	67.5	68.9	65.8	62.1	61.2	58.8	54.4
Avg. Dist. to Rail [m]	3.0	0.8	2.4	2.8	1.7	2.2	2.2
Avg. Stride Freq. [Hz]	2.4	2.4	2.3	2.3	2.3	2.3	2.2
Avg. Stride Length [m]	5.8	7.6	7.5	7.3	7.2	6.8	6.6



Report Created: Sat 13 July 2024 12:55:03 GMT+10 (Note: Timing is based on positional data)

- [] Ranking at each section and finish
- :-:- No data available at this section
- NA No data available

Horse/Jockey Name	JACOBS GATE/Dom Tourneur
Finish Rank	7
Fastest Section Time (Section)	0:10.82 (L1200)
Top Speed [km/h] (Section)	68.2 (Overall)
Race State	Finished



Thomas Farms RC Murray Bridge SA - Professional

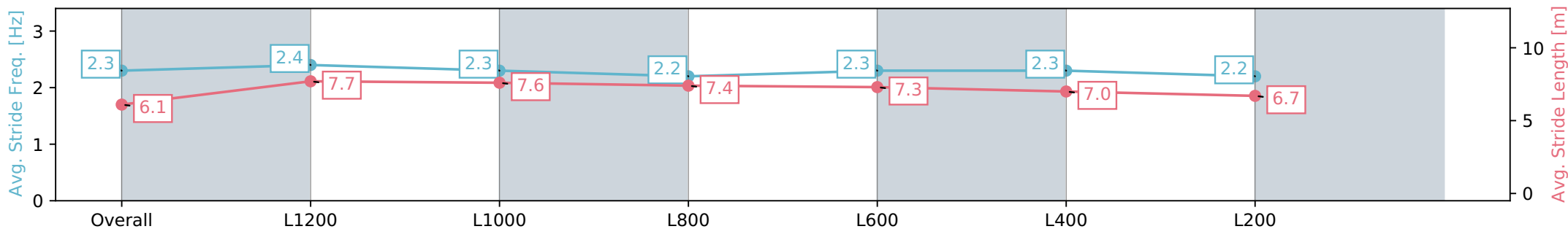
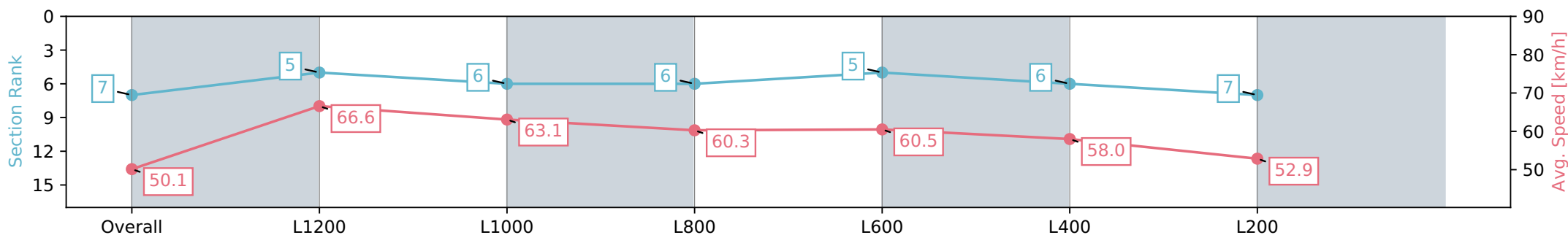
Race 1: Fred Vella Tyre & Crash Repairs Maiden Plate - 1400m

13 July 2024 - 11:09AM

Track Rating: Soft 5, Weather: Fine, Rail Position: +2m 1200m Chute, +5m Remainder



Section	Overall	L1200	L1000	L800	L600	L400	L200
Section Times	1:27.08 [7] (0:14.38)	1:12.70 [5] (0:10.82)	1:01.88 [6] (0:11.56)	0:50.31 [6] (0:12.11)	0:38.20 [5] (0:12.17)	0:26.03 [6] (0:12.42)	0:13.61 [7] (0:13.61)
Average Speed [km/h]	50.1	66.6	63.1	60.3	60.5	58.0	52.9
Top Speed [km/h]	68.2	67.9	63.8	61.9	61.6	60.6	55.4
Avg. Dist. to Rail [m]	4.7	1.6	2.3	2.9	5.5	8.8	8.0
Avg. Stride Freq. [Hz]	2.3	2.4	2.3	2.2	2.3	2.3	2.2
Avg. Stride Length [m]	6.1	7.7	7.6	7.4	7.3	7.0	6.7



Report Created: Sat 13 July 2024 12:55:06 GMT+10 (Note: Timing is based on positional data)

- [] Ranking at each section and finish
- :-:- No data available at this section
- NA No data available

Horse/Jockey Name	DETORON/Alana Livesey
Finish Rank	8
Fastest Section Time (Section)	0:10.61 (L1200)
Top Speed [km/h] (Section)	69.9 (Overall)
Race State	Finished



Thomas Farms RC Murray Bridge SA - Professional

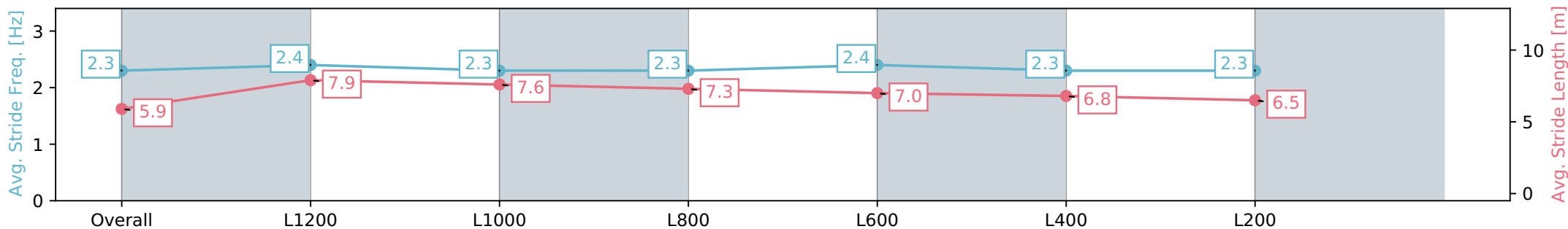
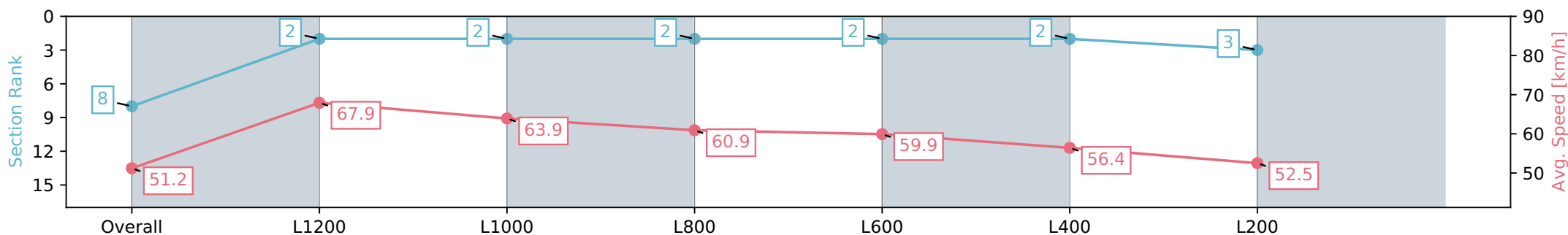
Race 1: Fred Vella Tyre & Crash Repairs Maiden Plate - 1400m

13 July 2024 - 11:09AM

Track Rating: Soft 5, Weather: Fine, Rail Position: +2m 1200m Chute, +5m Remainder



Section	Overall	L1200	L1000	L800	L600	L400	L200
Section Times	1:27.09 [8] (0:14.09)	1:13.00 [2] (0:10.61)	1:02.39 [2] (0:11.50)	0:50.89 [2] (0:12.14)	0:38.75 [2] (0:12.28)	0:26.46 [2] (0:12.75)	0:13.71 [3] (0:13.71)
Average Speed [km/h]	51.2	67.9	63.9	60.9	59.9	56.4	52.5
Top Speed [km/h]	69.3	69.9	67.4	61.9	60.7	59.1	54.7
Avg. Dist. to Rail [m]	5.3	2.9	3.9	5.2	5.5	8.3	6.0
Avg. Stride Freq. [Hz]	2.3	2.4	2.3	2.3	2.4	2.3	2.3
Avg. Stride Length [m]	5.9	7.9	7.6	7.3	7.0	6.8	6.5



Report Created: Sat 13 July 2024 12:55:09 GMT+10 (Note: Timing is based on positional data)

- [] Ranking at each section and finish
- :-:- No data available at this section
- NA No data available

Horse/Jockey Name	TYUSIX/Sairyn Fawke
Finish Rank	9
Fastest Section Time (Section)	0:11.12 (L1200)
Top Speed [km/h] (Section)	66.4 (Overall)
Race State	Finished



Thomas Farms RC Murray Bridge SA - Professional

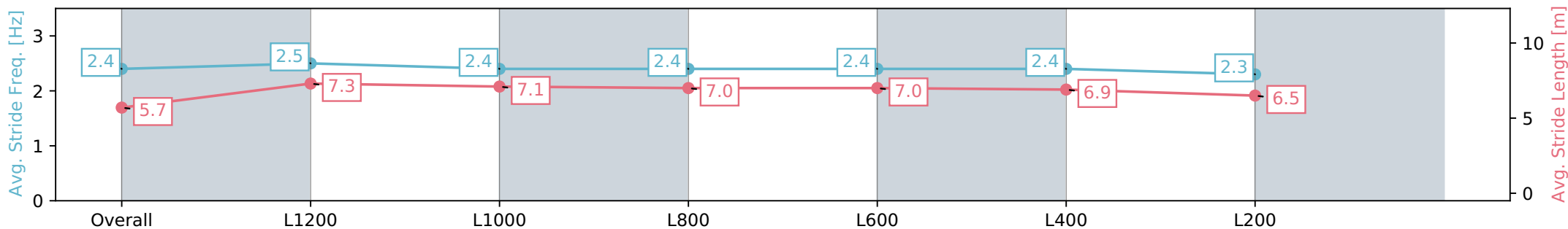
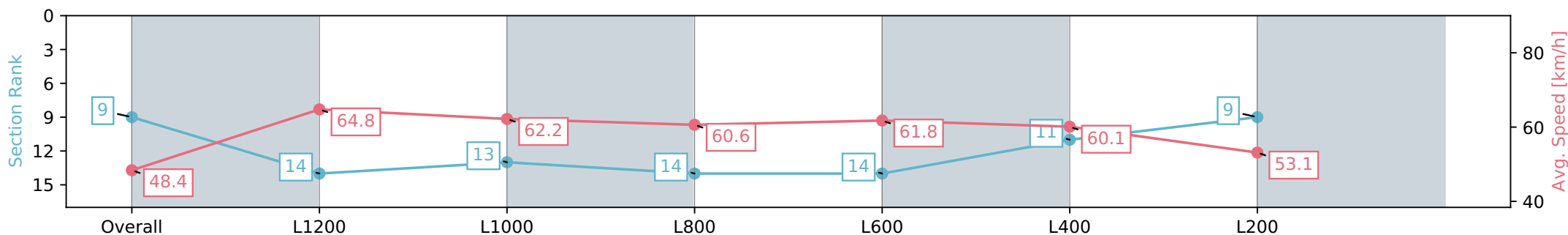
Race 1: Fred Vella Tyre & Crash Repairs Maiden Plate - 1400m

13 July 2024 - 11:09AM

Track Rating: Soft 5, Weather: Fine, Rail Position: +2m 1200m Chute, +5m Remainder



Section	Overall	L1200	L1000	L800	L600	L400	L200
Section Times	1:27.13 [9] (0:14.90)	1:12.23 [14] (0:11.12)	1:01.11 [13] (0:11.72)	0:49.39 [14] (0:12.04)	0:37.35 [14] (0:11.81)	0:25.54 [11] (0:11.98)	0:13.56 [9] (0:13.56)
Average Speed [km/h]	48.4	64.8	62.2	60.6	61.8	60.1	53.1
Top Speed [km/h]	66.4	66.0	64.8	61.9	63.5	62.2	56.4
Avg. Dist. to Rail [m]	6.8	1.1	2.3	2.7	3.5	5.7	6.7
Avg. Stride Freq. [Hz]	2.4	2.5	2.4	2.4	2.4	2.4	2.3
Avg. Stride Length [m]	5.7	7.3	7.1	7.0	7.0	6.9	6.5



Report Created: Sat 13 July 2024 12:55:12 GMT+10 (Note: Timing is based on positional data)

- [] Ranking at each section and finish
- :-:- No data available at this section
- NA No data available

Horse/Jockey Name	CARIBBEAN BREEZE/Emily Finnegan
Finish Rank	10
Fastest Section Time (Section)	0:10.87 (L1200)
Top Speed [km/h] (Section)	69.1 (Overall)
Race State	Finished



Thomas Farms RC Murray Bridge SA - Professional

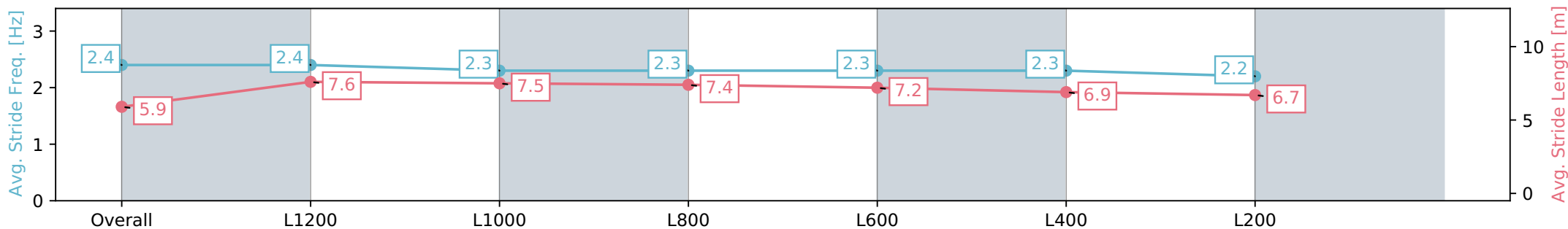
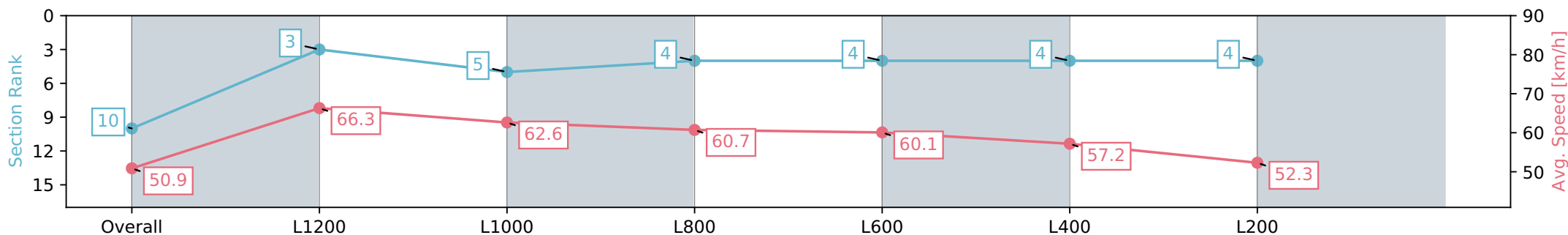
Race 1: Fred Vella Tyre & Crash Repairs Maiden Plate - 1400m

13 July 2024 - 11:09AM

Track Rating: Soft 5, Weather: Fine, Rail Position: +2m 1200m Chute, +5m Remainder



Section	Overall	L1200	L1000	L800	L600	L400	L200
Section Times	1:27.17 [10] (0:14.16)	1:13.01 [3] (0:10.87)	1:02.14 [5] (0:11.62)	0:50.52 [4] (0:12.02)	0:38.50 [4] (0:12.14)	0:26.36 [4] (0:12.56)	0:13.79 [4] (0:13.79)
Average Speed [km/h]	50.9	66.3	62.6	60.7	60.1	57.2	52.3
Top Speed [km/h]	69.0	69.1	64.8	62.3	61.3	59.3	54.7
Avg. Dist. to Rail [m]	6.3	1.0	2.2	2.5	3.1	6.2	5.5
Avg. Stride Freq. [Hz]	2.4	2.4	2.3	2.3	2.3	2.3	2.2
Avg. Stride Length [m]	5.9	7.6	7.5	7.4	7.2	6.9	6.7



Report Created: Sat 13 July 2024 12:55:15 GMT+10 (Note: Timing is based on positional data)

- [] Ranking at each section and finish
- :-:- No data available at this section
- NA No data available

Horse/Jockey Name	NIKOLSKY/Jacob Opperman
Finish Rank	11
Fastest Section Time (Section)	0:10.99 (L1200)
Top Speed [km/h] (Section)	66.5 (Overall)
Race State	Finished



Thomas Farms RC Murray Bridge SA - Professional

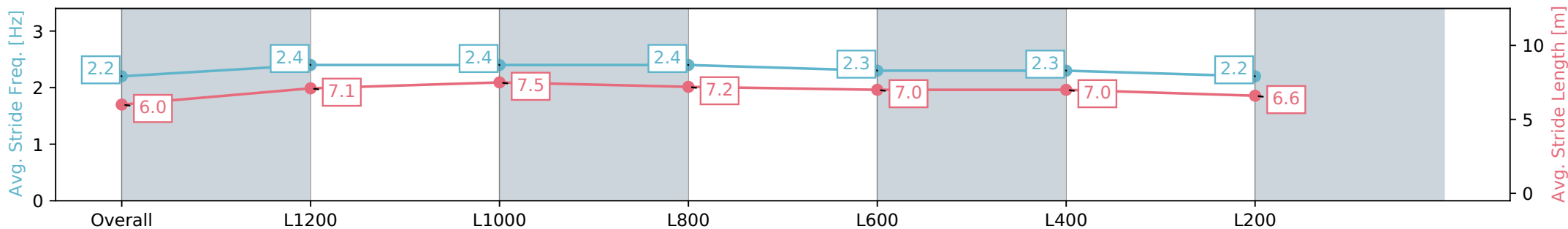
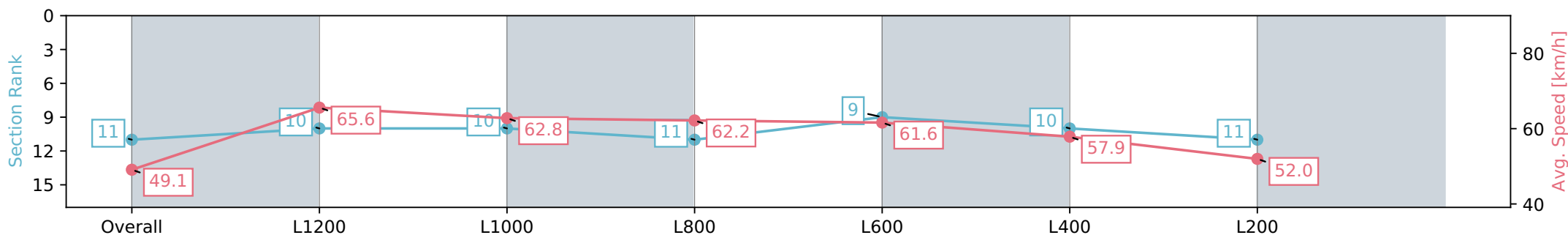
Race 1: Fred Vella Tyre & Crash Repairs Maiden Plate - 1400m

13 July 2024 - 11:09AM

Track Rating: Soft 5, Weather: Fine, Rail Position: +2m 1200m Chute, +5m Remainder



Section	Overall	L1200	L1000	L800	L600	L400	L200
Section Times	1:27.60 [11] (0:14.70)	1:12.90 [10] (0:10.99)	1:01.91 [10] (0:11.76)	0:50.15 [11] (0:11.91)	0:38.24 [9] (0:11.94)	0:26.30 [10] (0:12.44)	0:13.86 [11] (0:13.86)
Average Speed [km/h]	49.1	65.6	62.8	62.2	61.6	57.9	52.0
Top Speed [km/h]	66.5	66.4	64.1	62.9	63.1	61.1	54.3
Avg. Dist. to Rail [m]	8.1	2.4	4.6	5.5	5.3	7.0	8.1
Avg. Stride Freq. [Hz]	2.2	2.4	2.4	2.4	2.3	2.3	2.2
Avg. Stride Length [m]	6.0	7.1	7.5	7.2	7.0	7.0	6.6



Report Created: Sat 13 July 2024 12:55:18 GMT+10 (Note: Timing is based on positional data)

- [] Ranking at each section and finish
- :-:- No data available at this section
- NA No data available

Horse/Jockey Name	AMBLESIDE/Ben Price
Finish Rank	12
Fastest Section Time (Section)	0:10.91 (L1200)
Top Speed [km/h] (Section)	67.1 (Overall)
Race State	Finished



Thomas Farms RC Murray Bridge SA - Professional

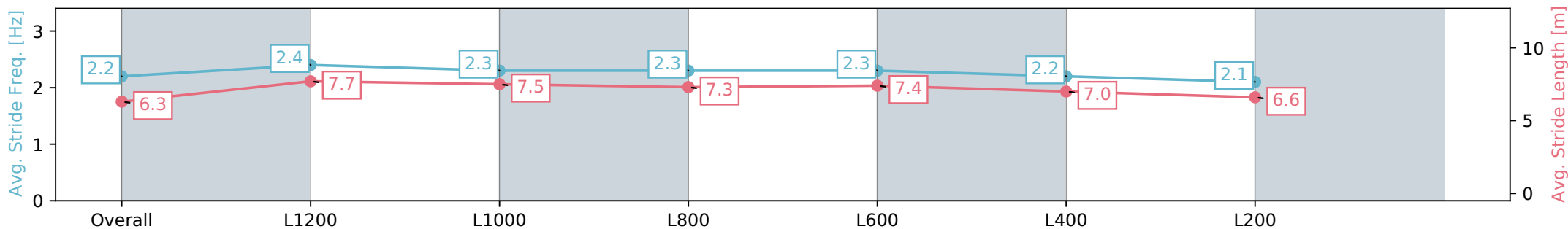
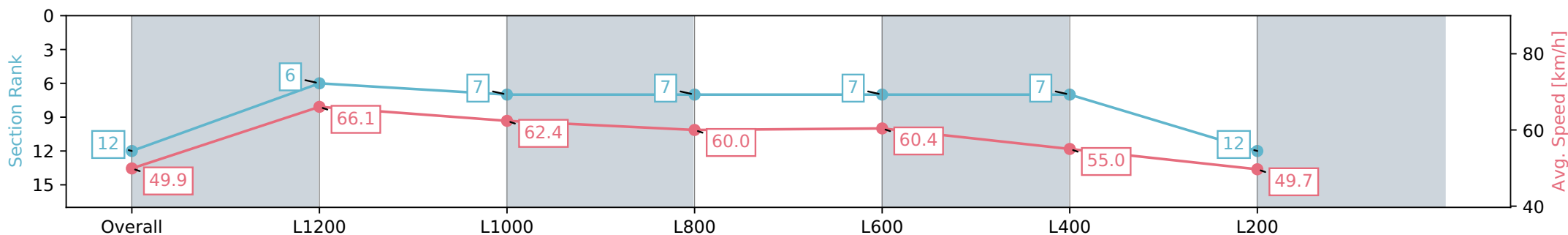
Race 1: Fred Vella Tyre & Crash Repairs Maiden Plate - 1400m

13 July 2024 - 11:09AM

Track Rating: Soft 5, Weather: Fine, Rail Position: +2m 1200m Chute, +5m Remainder



Section	Overall	L1200	L1000	L800	L600	L400	L200
Section Times	1:28.74 [12] (0:14.42)	1:14.32 [6] (0:10.91)	1:03.41 [7] (0:11.68)	0:51.73 [7] (0:12.16)	0:39.57 [7] (0:12.00)	0:27.57 [7] (0:13.07)	0:14.50 [12] (0:14.50)
Average Speed [km/h]	49.9	66.1	62.4	60.0	60.4	55.0	49.7
Top Speed [km/h]	67.1	67.0	64.2	61.7	61.1	58.7	51.6
Avg. Dist. to Rail [m]	0.6	0.5	2.3	2.7	1.5	2.5	3.5
Avg. Stride Freq. [Hz]	2.2	2.4	2.3	2.3	2.3	2.2	2.1
Avg. Stride Length [m]	6.3	7.7	7.5	7.3	7.4	7.0	6.6



Report Created: Sat 13 July 2024 12:55:21 GMT+10 (Note: Timing is based on positional data)

- [] Ranking at each section and finish
- :-:- No data available at this section
- NA No data available

Horse/Jockey Name	MONTARI/Nichola Yuen
Finish Rank	13
Fastest Section Time (Section)	0:11.03 (L1200)
Top Speed [km/h] (Section)	65.8 (Overall)
Race State	Finished



Thomas Farms RC Murray Bridge SA - Professional

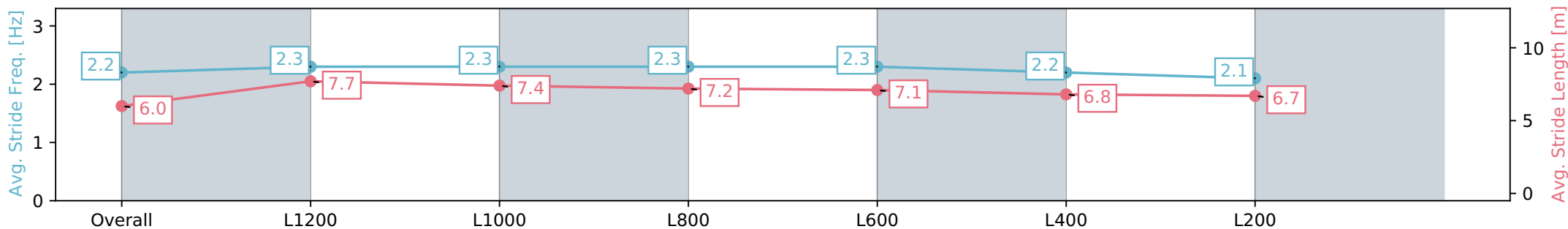
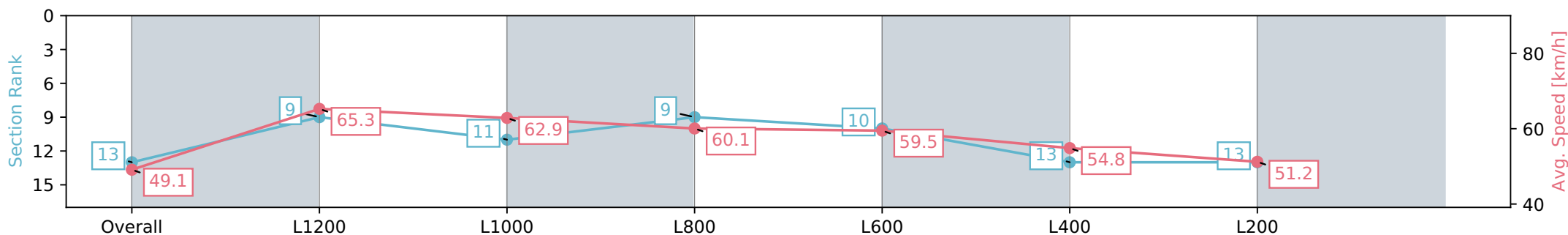
Race 1: Fred Vella Tyre & Crash Repairs Maiden Plate - 1400m

13 July 2024 - 11:09AM

Track Rating: Soft 5, Weather: Fine, Rail Position: +2m 1200m Chute, +5m Remainder



Section	Overall	L1200	L1000	L800	L600	L400	L200
Section Times	1:28.81 [13] (0:14.67)	1:14.14 [9] (0:11.03)	1:03.11 [11] (0:11.53)	0:51.58 [9] (0:12.14)	0:39.44 [10] (0:12.24)	0:27.20 [13] (0:13.14)	0:14.06 [13] (0:14.06)
Average Speed [km/h]	49.1	65.3	62.9	60.1	59.5	54.8	51.2
Top Speed [km/h]	65.4	65.8	64.3	61.4	60.5	57.6	52.3
Avg. Dist. to Rail [m]	2.7	0.3	1.4	2.3	2.9	4.0	7.0
Avg. Stride Freq. [Hz]	2.2	2.3	2.3	2.3	2.3	2.2	2.1
Avg. Stride Length [m]	6.0	7.7	7.4	7.2	7.1	6.8	6.7



Report Created: Sat 13 July 2024 12:55:24 GMT+10 (Note: Timing is based on positional data)

- [] Ranking at each section and finish
- :-:- No data available at this section
- NA No data available

Horse/Jockey Name	ONLYCHANCEWEGET/Callan Murray
Finish Rank	14
Fastest Section Time (Section)	0:11.03 (L1200)
Top Speed [km/h] (Section)	66.1 (Overall)
Race State	Finished



Thomas Farms RC Murray Bridge SA - Professional

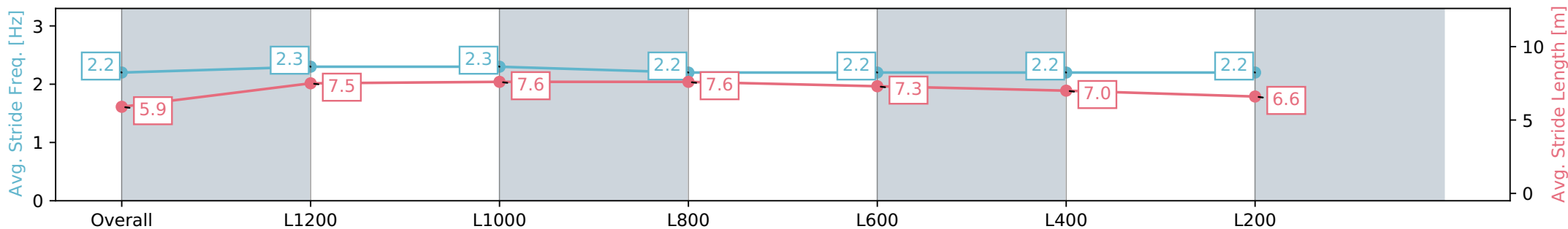
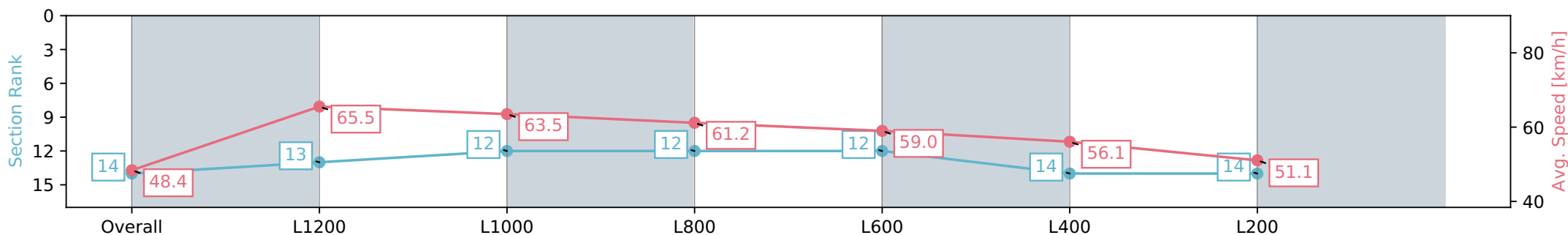
Race 1: Fred Vella Tyre & Crash Repairs Maiden Plate - 1400m

13 July 2024 - 11:09AM

Track Rating: Soft 5, Weather: Fine, Rail Position: +2m 1200m Chute, +5m Remainder



Section	Overall	L1200	L1000	L800	L600	L400	L200
Section Times	1:29.12 [14] (0:14.90)	1:14.22 [13] (0:11.03)	1:03.19 [12] (0:11.64)	0:51.55 [12] (0:12.13)	0:39.42 [12] (0:12.46)	0:26.96 [14] (0:12.85)	0:14.11 [14] (0:14.11)
Average Speed [km/h]	48.4	65.5	63.5	61.2	59.0	56.1	51.1
Top Speed [km/h]	65.2	66.1	65.8	62.3	61.1	57.7	54.5
Avg. Dist. to Rail [m]	10.8	3.1	4.9	6.0	4.8	5.9	8.5
Avg. Stride Freq. [Hz]	2.2	2.3	2.3	2.2	2.2	2.2	2.2
Avg. Stride Length [m]	5.9	7.5	7.6	7.6	7.3	7.0	6.6



Report Created: Sat 13 July 2024 12:55:27 GMT+10 (Note: Timing is based on positional data)

- [] Ranking at each section and finish
- :-:- No data available at this section
- NA No data available