



RACINGSA

Thomas Farms RC Murray Bridge SA
Race 9: Fred Vella Tyre & Crash Repairs Rating 0-58 Handicap - 1600m
03 July 2024 - 4:16PM



Murray Bridge
Racing Club

Track Rating: Soft 5, Weather: Overcast, Rail Position: +7m 1200m Chute, +10m
Remainder

Table with columns: Section, Field Times, Position, #, Horse/Jockey, Barrier, Top Speed [km/h], Fastest Section, First 400m, Overall, L1400, L1200, L1000, L800, L600, Distance Travelled From Winner [m]. Rows include horses like TIPSY VIXEN, HEADSMART, FIAMETTE, THE CASSINI, COVERED CALL, HOT ROD BOY, ROCKBARTON ROAD, OVABENT, MAKE IT A DOUBLE, and SASUN.

Scratched: Vee Rod (#9), Devil's Dexter (#12), Bywaters Road (#17), Spelman (#18)

- [ ] Position in running at each section and finish
# Saddle cloth number
-:-:- No data available at this section
DNF Did not finish
NA No data available
DNT Did not track
█ Background shading for fastest section



RACINGSA

# Thomas Farms RC Murray Bridge SA

Race 9: Fred Vella Tyre & Crash Repairs Rating 0-58 Handicap - 1600m

03 July 2024 - 4:16PM



Murray Bridge  
Racing Club

Track Rating: Soft 5, Weather: Overcast, Rail Position: +7m 1200m Chute, +10m  
Remainder

Section Field Times							Overall	L1400	L1200	L1000	L800	L600	Distance Travelled From Winner [m]	
							1:40.02 (0:15.42)	1:24.60 (0:11.32)	1:13.28 (0:11.75)	1:01.53 (0:11.90)	0:49.63 (0:12.10)	0:37.53 (0:12.37)		
Position	#	Horse/Jockey	Barrier	Top Speed [km/h]	Fastest Section	First 400m								
11	15	<b>GETOUTTHEWAY</b> Jessica Eaton	16	64.5 1400-1200	0:11.52 1400-1200	0:28.14	1:41.49 (0:16.62)	1:24.87 [14] (0:11.52)	1:13.35 [14] (0:11.84)	1:01.51 [14] (0:12.26)	0:49.25 [14] (0:12.00)	0:37.25 [14] (0:12.16)		+5
12	5	<b>MERCHANT MISS</b> Dom Tourneur	18	66.3 1400-1200	0:11.40 1400-1200	0:27.94	1:41.59 (0:16.54)	1:25.05 [13] (0:11.40)	1:13.65 [12] (0:11.64)	1:02.01 [12] (0:12.15)	0:49.86 [12] (0:12.24)	0:37.62 [12] (0:12.20)		+8
13	16	<b>DROP THE ORANGE</b> Jason Holder	9	64.0 1400-1200	0:11.62 1400-1200	0:27.95	1:43.04 (0:16.33)	1:26.71 [12] (0:11.62)	1:15.09 [13] (0:11.75)	1:03.34 [13] (0:12.26)	0:51.08 [13] (0:12.13)	0:38.95 [13] (0:12.28)		+2
14	11	<b>POCKET RAIDER</b> Callan Murray	5	64.4 1600-1400	0:11.28 1400-1200	0:27.09	1:46.77 (0:15.81)	1:30.96 [5] (0:11.28)	1:19.68 [4] (0:11.91)	1:07.77 [7] (0:12.22)	0:55.55 [8] (0:12.54)	0:43.01 [11] (0:12.97)		+5

Scratched: Vee Rod (#9), Devil's Dexter (#12), Bywaters Road (#17), Spelman (#18)

- [ ] Position in running at each section and finish # Saddle cloth number
- :-:- No data available at this section DNF Did not finish
- NA No data available DNT Did not track
- █ Background shading for fastest section



RACINGSA

Thomas Farms RC Murray Bridge SA
Race 9: Fred Vella Tyre & Crash Repairs Rating 0-58 Handicap - 1600m
03 July 2024 - 4:16PM



Murray Bridge
Racing Club

Track Rating: Soft 5, Weather: Overcast, Rail Position: +7m 1200m Chute, +10m
Remainder

Table with columns: Section, Field Times, Position, #, Horse/Jockey, Barrier, Top Speed [km/h], Fastest Section, First 400m, L400, L200, Margin, Distance Travelled From Winner [m]. Rows include horses like TIPSY VIXEN, HEADSMART, FIAMETTE, THE CASSINI, COVERED CALL, HOT ROD BOY, ROCKBARTON ROAD, OVABENT, MAKE IT A DOUBLE, and SASUN.

Scratched: Vee Rod (#9), Devil's Dexter (#12), Bywaters Road (#17), Spelman (#18)

- [ ] Position in running at each section and finish
# Saddle cloth number
-:-:- No data available at this section
DNF Did not finish
NA No data available
DNT Did not track
Background shading for fastest section



RACINGSA

# Thomas Farms RC Murray Bridge SA

Race 9: Fred Vella Tyre & Crash Repairs Rating 0-58 Handicap - 1600m

03 July 2024 - 4:16PM

Track Rating: Soft 5, Weather: Overcast, Rail Position: +7m 1200m Chute, +10m  
Remainder



Murray Bridge  
Racing Club

## Section

## Field Times

L400

0:25.15

(0:12.39)

L200

0:12.76

(0:12.76)

Position	#	Horse/Jockey	Barrier	Top Speed [km/h]	Fastest Section	First 400m	L400	L200	Margin					Distance Travelled From Winner [m]
11	15	GETOUTTHEWAY	16	64.5	0:11.52	0:28.14	0:25.09 [13]	0:12.82 [12]	8.4L					+5
		Jessica Eaton		1400-1200	1400-1200		(0:12.27)	(0:12.82)						
12	5	MERCHANT MISS	18	66.3	0:11.40	0:27.94	0:25.42 [11]	0:13.01 [11]	8.9L					+8
		Dom Tourneur		1400-1200	1400-1200		(0:12.41)	(0:13.01)						
13	16	DROP THE ORANGE	9	64.0	0:11.62	0:27.95	0:26.66 [12]	0:13.79 [13]	0.0L					+2
		Jason Holder		1400-1200	1400-1200		(0:12.87)	(0:13.79)						
14	11	POCKET RAIDER	5	64.4	0:11.28	0:27.09	0:30.04 [14]	0:16.08 [14]	38.4L					+5
		Callan Murray		1600-1400	1400-1200		(0:13.96)	(0:16.08)						

Scratched: Vee Rod (#9), Devil's Dexter (#12), Bywaters Road (#17), Spelman (#18)

[ ] Position in running at each section and finish # Saddle cloth number

-:-:- No data available at this section DNF Did not finish

NA No data available DNT Did not track

█ Background shading for fastest section

Horse/Jockey Name	TIPSY VIXEN/Ben Price
Finish Rank	1
Fastest Section Time (Section)	0:11.41 (L1400)
Top Speed [km/h] (Section)	64.5 (Overall)
Race State	Finished



Thomas Farms RC Murray Bridge SA - Professional

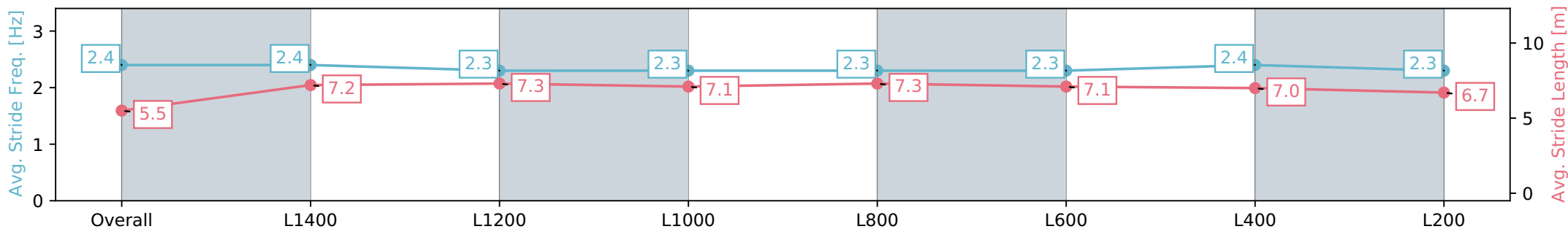
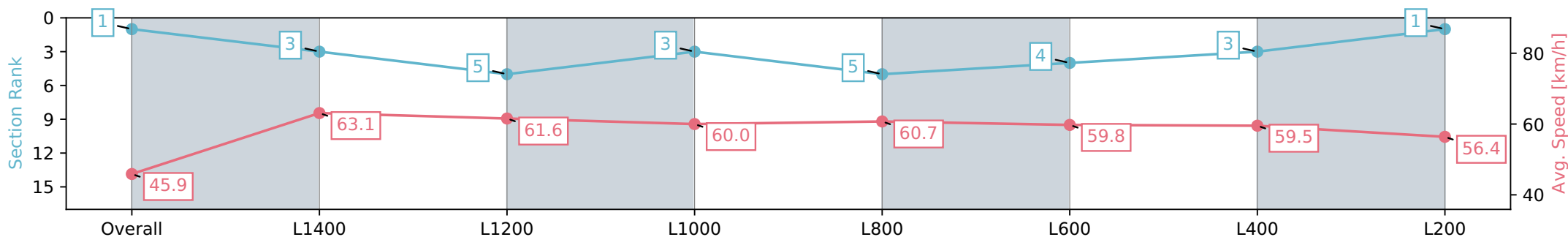
Race 9: Fred Vella Tyre & Crash Repairs Rating 0-58  
Handicap - 1600m

03 July 2024 - 4:16PM

Track Rating: Soft 5, Weather: Overcast, Rail Position: +7m 1200m  
Chute, +10m Remainder



Section	Overall	L1400	L1200	L1000	L800	L600	L400	L200
Section Times	1:40.02 [1] (0:15.69)	1:24.33 [3] (0:11.41)	1:12.92 [5] (0:11.69)	1:01.23 [3] (0:12.07)	0:49.16 [5] (0:12.07)	0:37.09 [4] (0:12.23)	0:24.86 [3] (0:12.09)	0:12.77 [1] (0:12.77)
Average Speed [km/h]	45.9	63.1	61.6	60.0	60.7	59.8	59.5	56.4
Top Speed [km/h]	64.3	64.5	62.5	61.6	61.5	60.6	61.4	58.1
Avg. Dist. to Rail [m]	0.9	0.4	0.8	1.5	3.6	3.4	3.7	5.4
Avg. Stride Freq. [Hz]	2.4	2.4	2.3	2.3	2.3	2.3	2.4	2.3
Avg. Stride Length [m]	5.5	7.2	7.3	7.1	7.3	7.1	7.0	6.7



- [ ] Ranking at each section and finish
- :-:- No data available at this section
- NA No data available

Horse/Jockey Name	HEADSMART/Adam McCabe
Finish Rank	2
Fastest Section Time (Section)	0:11.38 (L1400)
Top Speed [km/h] (Section)	64.9 (Overall)
Race State	Finished



Thomas Farms RC Murray Bridge SA - Professional

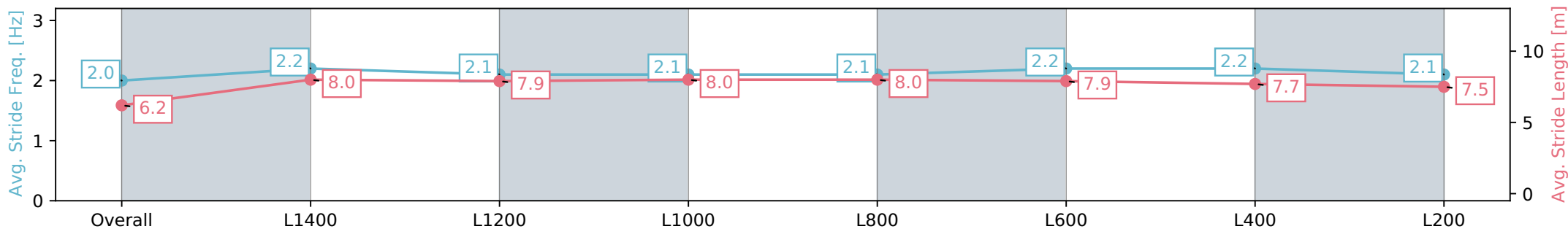
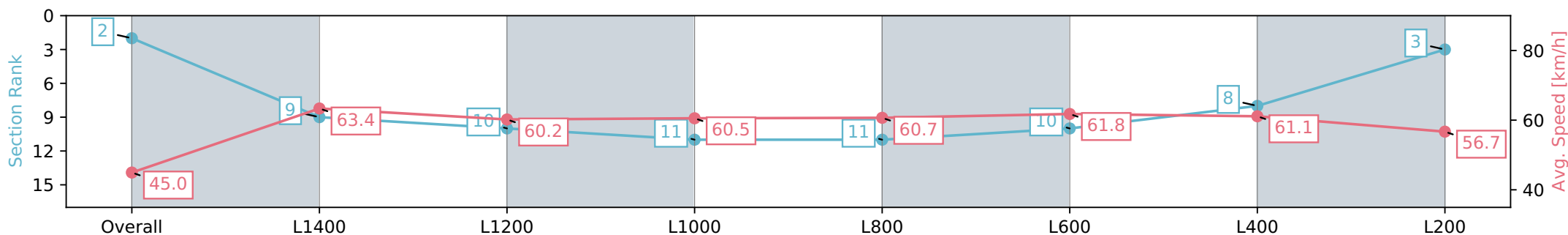
Race 9: Fred Vella Tyre & Crash Repairs Rating 0-58  
Handicap - 1600m

03 July 2024 - 4:16PM

Track Rating: Soft 5, Weather: Overcast, Rail Position: +7m 1200m  
Chute, +10m Remainder



Section	Overall	L1400	L1200	L1000	L800	L600	L400	L200
Section Times	1:40.07 [2] (0:16.03)	1:24.04 [9] (0:11.38)	1:12.66 [10] (0:11.98)	1:00.68 [11] (0:12.12)	0:48.56 [11] (0:12.14)	0:36.42 [10] (0:11.95)	0:24.47 [8] (0:11.77)	0:12.70 [3] (0:12.70)
Average Speed [km/h]	45.0	63.4	60.2	60.5	60.7	61.8	61.1	56.7
Top Speed [km/h]	63.5	64.9	63.2	62.1	61.3	62.8	62.9	59.0
Avg. Dist. to Rail [m]	10.1	2.7	2.6	3.7	4.3	6.0	7.6	7.1
Avg. Stride Freq. [Hz]	2.0	2.2	2.1	2.1	2.1	2.2	2.2	2.1
Avg. Stride Length [m]	6.2	8.0	7.9	8.0	8.0	7.9	7.7	7.5



- [ ] Ranking at each section and finish
- :-:- No data available at this section
- NA No data available

Horse/Jockey Name	FIAMETTE/Stacey Metcalfe
Finish Rank	3
Fastest Section Time (Section)	0:11.13 (L1400)
Top Speed [km/h] (Section)	65.8 (Overall)
Race State	Finished



### Thomas Farms RC Murray Bridge SA - Professional

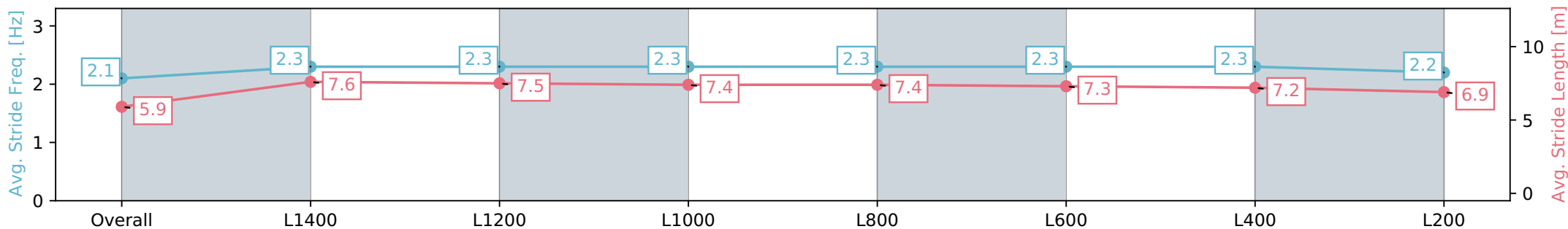
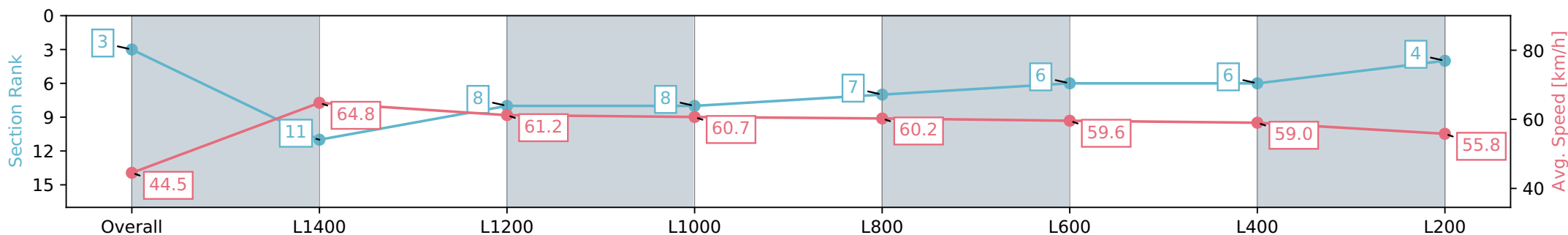
Race 9: Fred Vella Tyre & Crash Repairs Rating 0-58  
Handicap - 1600m

03 July 2024 - 4:16PM

Track Rating: Soft 5, Weather: Overcast, Rail Position: +7m 1200m  
Chute, +10m Remainder



Section	Overall	L1400	L1200	L1000	L800	L600	L400	L200
Section Times	1:40.55 [3] (0:16.16)	1:24.39 [11] (0:11.13)	1:13.26 [8] (0:11.76)	1:01.50 [8] (0:12.05)	0:49.45 [7] (0:12.12)	0:37.33 [6] (0:12.24)	0:25.09 [6] (0:12.21)	0:12.88 [4] (0:12.88)
Average Speed [km/h]	44.5	64.8	61.2	60.7	60.2	59.6	59.0	55.8
Top Speed [km/h]	65.1	65.8	64.5	61.1	60.9	60.8	60.2	57.7
Avg. Dist. to Rail [m]	5.7	0.8	1.0	2.6	3.1	3.0	4.3	4.0
Avg. Stride Freq. [Hz]	2.1	2.3	2.3	2.3	2.3	2.3	2.3	2.2
Avg. Stride Length [m]	5.9	7.6	7.5	7.4	7.4	7.3	7.2	6.9



- [ ] Ranking at each section and finish
- :-:- No data available at this section
- NA No data available

Horse/Jockey Name	THE CASSINI/Caitlin Jones
Finish Rank	4
Fastest Section Time (Section)	0:11.40 (L1400)
Top Speed [km/h] (Section)	64.0 (Overall)
Race State	Finished



### Thomas Farms RC Murray Bridge SA - Professional

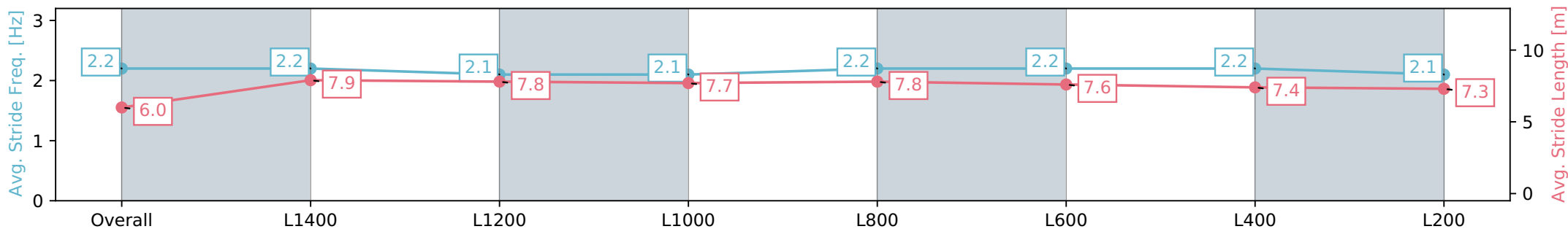
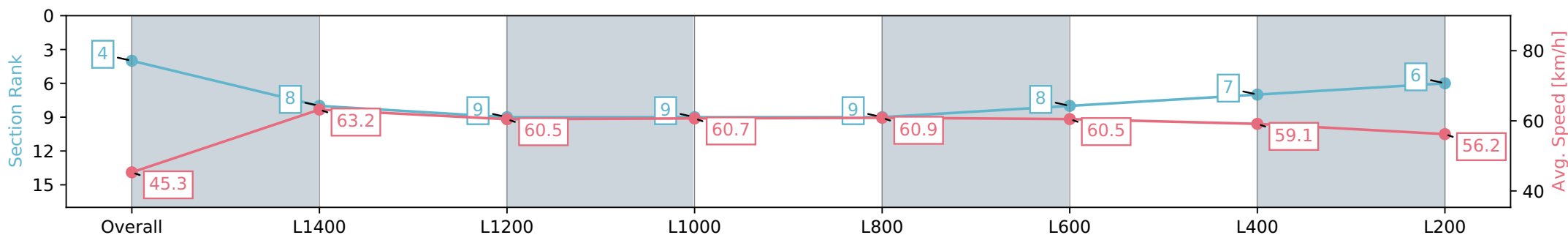
Race 9: Fred Vella Tyre & Crash Repairs Rating 0-58  
Handicap - 1600m

03 July 2024 - 4:16PM

Track Rating: Soft 5, Weather: Overcast, Rail Position: +7m 1200m  
Chute, +10m Remainder



Section	Overall	L1400	L1200	L1000	L800	L600	L400	L200
Section Times	1:40.60 [4] (0:15.91)	1:24.69 [8] (0:11.40)	1:13.29 [9] (0:11.95)	1:01.34 [9] (0:12.12)	0:49.22 [9] (0:12.07)	0:37.15 [8] (0:12.15)	0:25.00 [7] (0:12.18)	0:12.82 [6] (0:12.82)
Average Speed [km/h]	45.3	63.2	60.5	60.7	60.9	60.5	59.1	56.2
Top Speed [km/h]	64.0	63.9	62.9	61.3	61.3	62.3	62.5	58.1
Avg. Dist. to Rail [m]	9.2	3.4	3.4	4.0	4.0	5.2	7.9	8.5
Avg. Stride Freq. [Hz]	2.2	2.2	2.1	2.1	2.2	2.2	2.2	2.1
Avg. Stride Length [m]	6.0	7.9	7.8	7.7	7.8	7.6	7.4	7.3



- [ ] Ranking at each section and finish
- :-:- No data available at this section
- NA No data available



Horse/Jockey Name	COVERED CALL/Caitlyn Munro
Finish Rank	5
Fastest Section Time (Section)	0:11.20 (L1400)
Top Speed [km/h] (Section)	65.5 (Overall)
Race State	Finished



Thomas Farms RC Murray Bridge SA - Professional

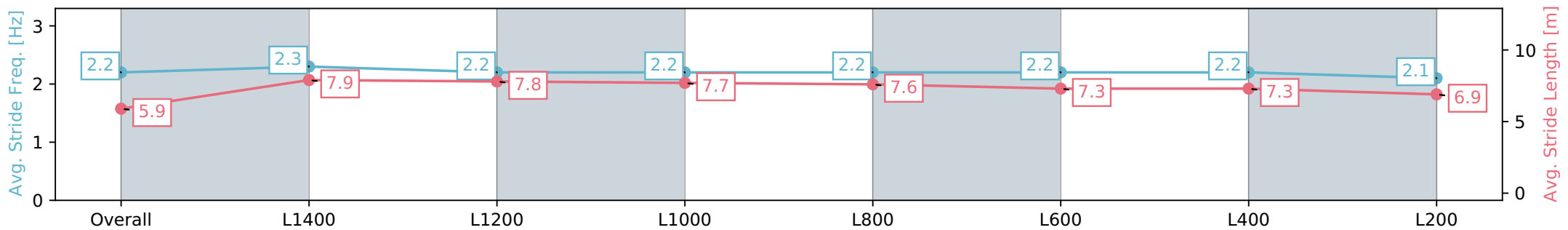
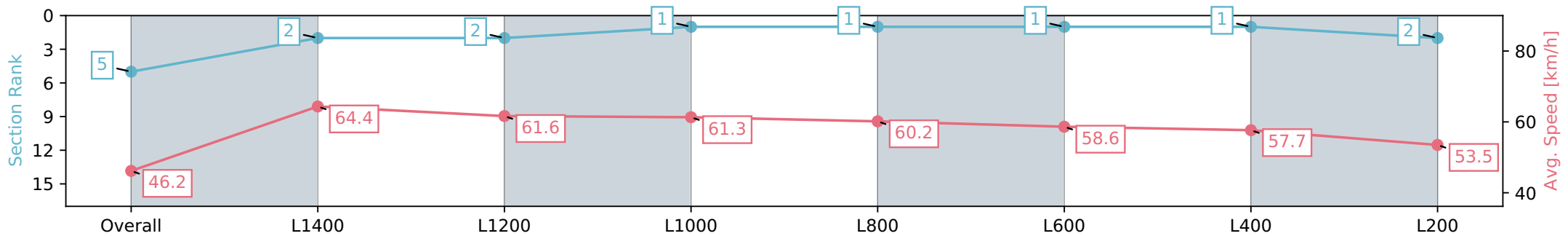
Race 9: Fred Vella Tyre & Crash Repairs Rating 0-58  
Handicap - 1600m

03 July 2024 - 4:16PM

Track Rating: Soft 5, Weather: Overcast, Rail Position: +7m 1200m  
Chute, +10m Remainder



Section	Overall	L1400	L1200	L1000	L800	L600	L400	L200
Section Times	1:40.80 [5] (0:15.59)	1:25.21 [2] (0:11.20)	1:14.01 [2] (0:11.70)	1:02.31 [1] (0:11.90)	0:50.41 [1] (0:12.10)	0:38.31 [1] (0:12.37)	0:25.94 [1] (0:12.49)	0:13.45 [2] (0:13.45)
Average Speed [km/h]	46.2	64.4	61.6	61.3	60.2	58.6	57.7	53.5
Top Speed [km/h]	65.2	65.5	62.5	61.9	60.8	59.2	58.8	55.5
Avg. Dist. to Rail [m]	6.9	3.6	2.6	2.5	2.1	2.1	4.9	5.8
Avg. Stride Freq. [Hz]	2.2	2.3	2.2	2.2	2.2	2.2	2.2	2.1
Avg. Stride Length [m]	5.9	7.9	7.8	7.7	7.6	7.3	7.3	6.9



- [ ] Ranking at each section and finish
- :-:- No data available at this section
- NA No data available

Horse/Jockey Name	HOT ROD BOY/Dylan Caboche
Finish Rank	6
Fastest Section Time (Section)	0:11.30 (L1400)
Top Speed [km/h] (Section)	64.3 (L1400)
Race State	Finished



Thomas Farms RC Murray Bridge SA - Professional

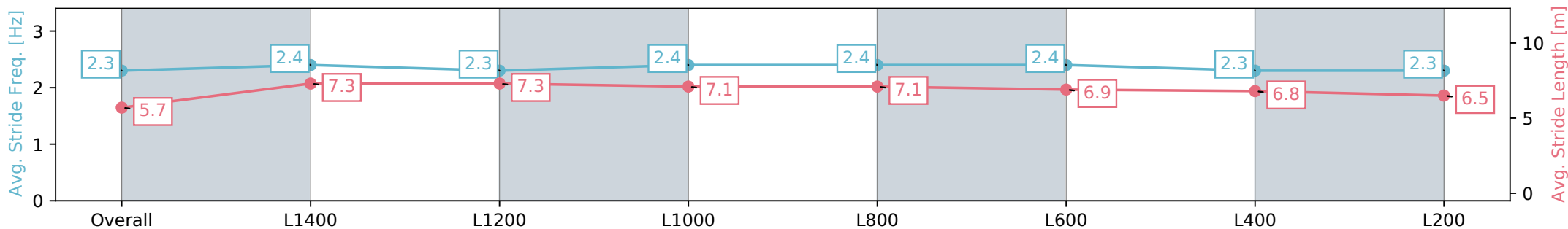
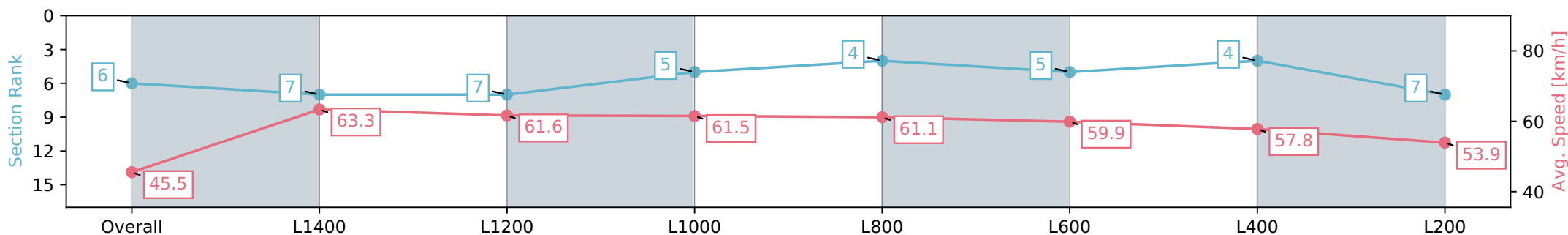
Race 9: Fred Vella Tyre & Crash Repairs Rating 0-58  
Handicap - 1600m

03 July 2024 - 4:16PM

Track Rating: Soft 5, Weather: Overcast, Rail Position: +7m 1200m  
Chute, +10m Remainder



Section	Overall	L1400	L1200	L1000	L800	L600	L400	L200
Section Times	1:41.16 [6] (0:16.12)	1:25.04 [10] (0:11.30)	1:13.74 [11] (0:11.87)	1:01.87 [10] (0:12.20)	0:49.67 [10] (0:12.05)	0:37.62 [9] (0:12.12)	0:25.50 [9] (0:12.34)	0:13.16 [8] (0:13.16)
Average Speed [km/h]	44.8	63.7	60.7	59.9	60.7	59.9	58.4	54.8
Top Speed [km/h]	63.4	64.3	64.3	61.0	61.5	61.3	61.3	55.8
Avg. Dist. to Rail [m]	4.9	1.4	0.7	3.0	3.1	2.2	3.4	2.9
Avg. Stride Freq. [Hz]	2.2	2.3	2.2	2.2	2.3	2.3	2.3	2.2
Avg. Stride Length [m]	5.7	7.6	7.4	7.4	7.4	7.2	7.1	6.8



- [ ] Ranking at each section and finish
- :-:- No data available at this section
- NA No data available

Horse/Jockey Name	ROCKBARTON ROAD/Tala Hutchinson
Finish Rank	6
Fastest Section Time (Section)	0:11.36 (L1400)
Top Speed [km/h] (Section)	65.1 (Overall)
Race State	Finished



Thomas Farms RC Murray Bridge SA - Professional

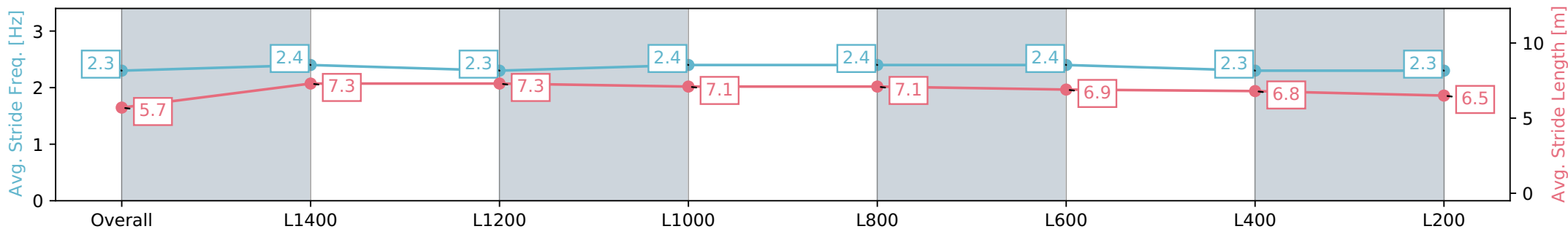
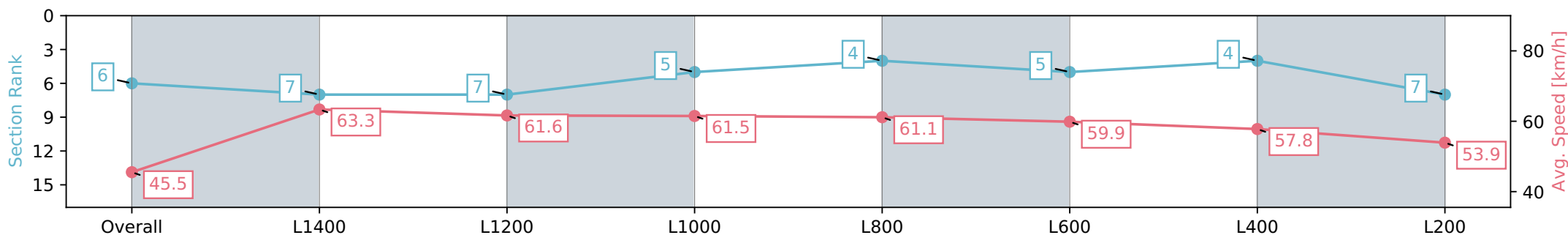
Race 9: Fred Vella Tyre & Crash Repairs Rating 0-58  
Handicap - 1600m

03 July 2024 - 4:16PM

Track Rating: Soft 5, Weather: Overcast, Rail Position: +7m 1200m  
Chute, +10m Remainder



Section	Overall	L1400	L1200	L1000	L800	L600	L400	L200
Section Times	1:41.16 [6] (0:15.83)	1:25.33 [7] (0:11.36)	1:13.97 [7] (0:11.68)	1:02.29 [5] (0:11.99)	0:50.30 [4] (0:12.17)	0:38.13 [5] (0:12.32)	0:25.81 [4] (0:12.46)	0:13.35 [7] (0:13.35)
Average Speed [km/h]	45.5	63.3	61.6	61.5	61.1	59.9	57.8	53.9
Top Speed [km/h]	64.6	65.1	62.5	62.6	62.0	61.5	59.7	55.9
Avg. Dist. to Rail [m]	5.3	1.7	1.1	4.7	6.6	5.8	6.4	5.6
Avg. Stride Freq. [Hz]	2.3	2.4	2.3	2.4	2.4	2.4	2.3	2.3
Avg. Stride Length [m]	5.7	7.3	7.3	7.1	7.1	6.9	6.8	6.5



- [ ] Ranking at each section and finish
- :-:- No data available at this section
- NA No data available

Horse/Jockey Name	OVABENT/Justin Potter
Finish Rank	8
Fastest Section Time (Section)	0:11.32 (L1400)
Top Speed [km/h] (Section)	64.8 (Overall)
Race State	Finished



### Thomas Farms RC Murray Bridge SA - Professional

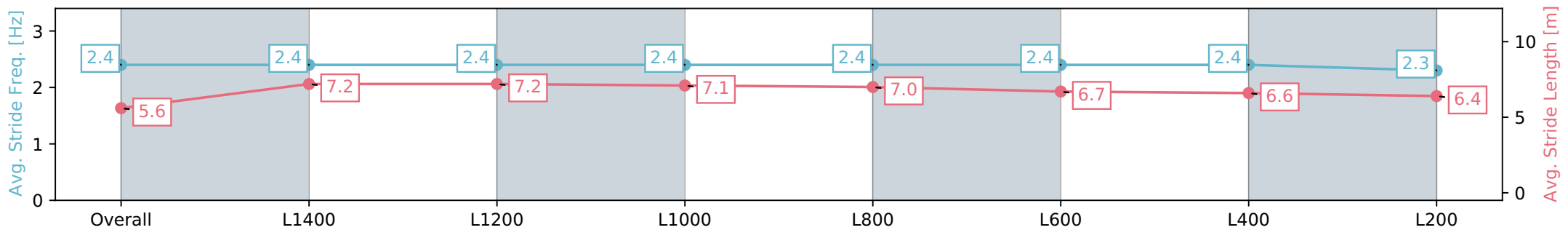
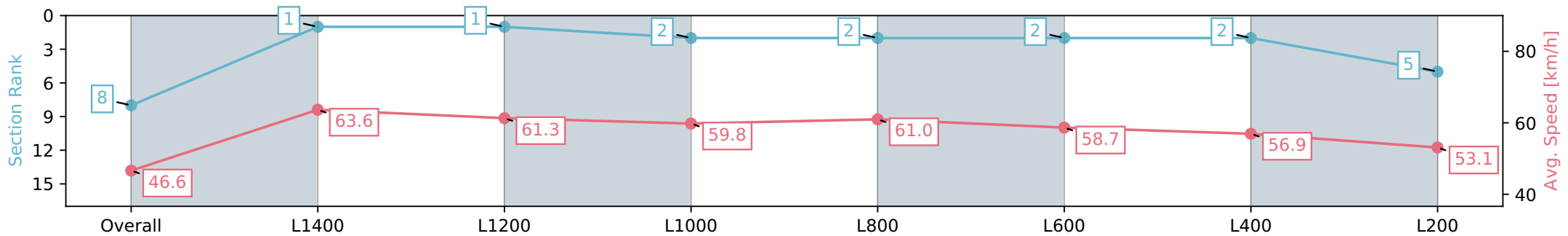
Race 9: Fred Vella Tyre & Crash Repairs Rating 0-58  
Handicap - 1600m

03 July 2024 - 4:16PM

Track Rating: Soft 5, Weather: Overcast, Rail Position: +7m 1200m  
Chute, +10m Remainder



Section	Overall	L1400	L1200	L1000	L800	L600	L400	L200
Section Times	1:41.26 [8] (0:15.42)	1:25.84 [1] (0:11.32)	1:14.52 [1] (0:11.76)	1:02.76 [2] (0:12.11)	0:50.65 [2] (0:12.01)	0:38.64 [2] (0:12.44)	0:26.20 [2] (0:12.65)	0:13.55 [5] (0:13.55)
Average Speed [km/h]	46.6	63.6	61.3	59.8	61.0	58.7	56.9	53.1
Top Speed [km/h]	64.6	64.8	62.5	61.6	63.0	60.2	59.1	54.6
Avg. Dist. to Rail [m]	4.7	1.0	0.3	1.2	3.4	3.4	5.4	5.3
Avg. Stride Freq. [Hz]	2.4	2.4	2.4	2.4	2.4	2.4	2.4	2.3
Avg. Stride Length [m]	5.6	7.2	7.2	7.1	7.0	6.7	6.6	6.4



- [ ] Ranking at each section and finish
- :-:- No data available at this section
- NA No data available

Horse/Jockey Name	MAKE IT A DOUBLE/Emily Finnegan
Finish Rank	9
Fastest Section Time (Section)	0:11.27 (L1400)
Top Speed [km/h] (Section)	65.1 (Overall)
Race State	Finished



Thomas Farms RC Murray Bridge SA - Professional

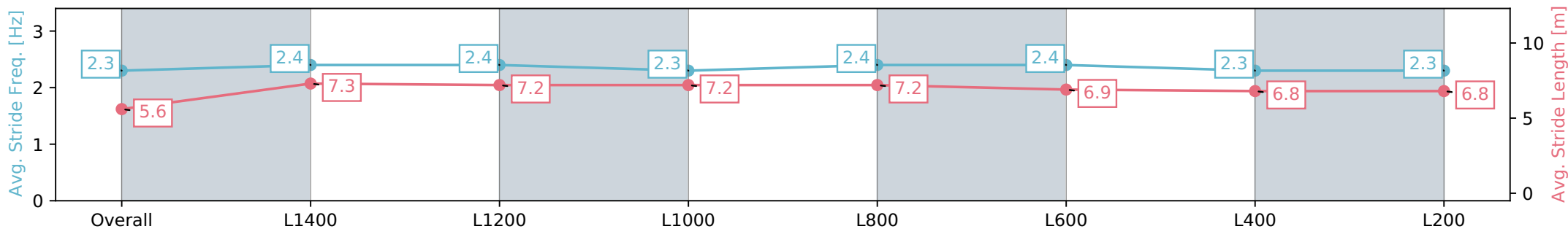
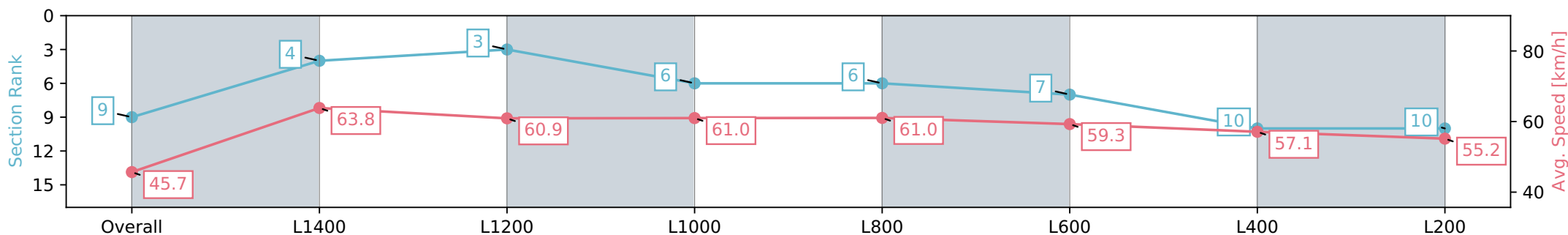
Race 9: Fred Vella Tyre & Crash Repairs Rating 0-58  
Handicap - 1600m

03 July 2024 - 4:16PM

Track Rating: Soft 5, Weather: Overcast, Rail Position: +7m 1200m  
Chute, +10m Remainder



Section	Overall	L1400	L1200	L1000	L800	L600	L400	L200
Section Times	1:41.36 [9] (0:15.78)	1:25.58 [4] (0:11.27)	1:14.31 [3] (0:11.87)	1:02.44 [6] (0:12.14)	0:50.30 [6] (0:12.18)	0:38.12 [7] (0:12.45)	0:25.67 [10] (0:12.59)	0:13.08 [10] (0:13.08)
Average Speed [km/h]	45.7	63.8	60.9	61.0	61.0	59.3	57.1	55.2
Top Speed [km/h]	64.3	65.1	63.4	62.3	62.7	60.9	60.5	56.1
Avg. Dist. to Rail [m]	9.2	5.9	3.9	5.5	6.2	6.1	7.0	9.0
Avg. Stride Freq. [Hz]	2.3	2.4	2.4	2.3	2.4	2.4	2.3	2.3
Avg. Stride Length [m]	5.6	7.3	7.2	7.2	7.2	6.9	6.8	6.8



- [ ] Ranking at each section and finish
- :-:- No data available at this section
- NA No data available

Horse/Jockey Name	SASUN/Caitlin Tootell
Finish Rank	10
Fastest Section Time (Section)	0:11.28 (L1400)
Top Speed [km/h] (Section)	65.0 (Overall)
Race State	Finished



### Thomas Farms RC Murray Bridge SA - Professional

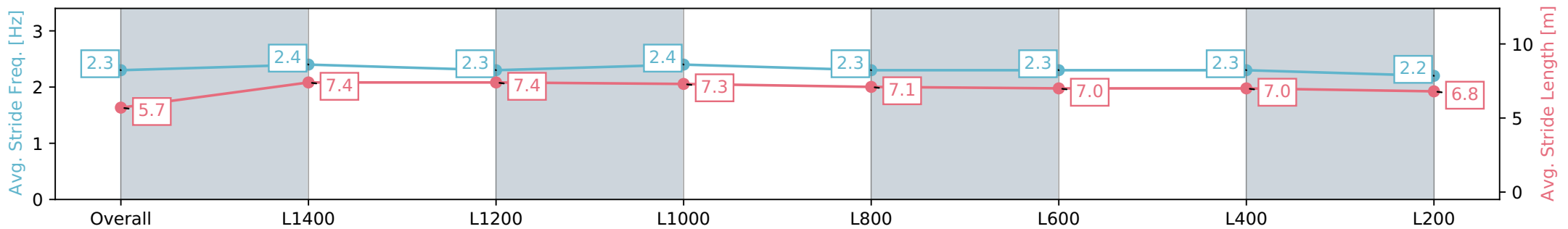
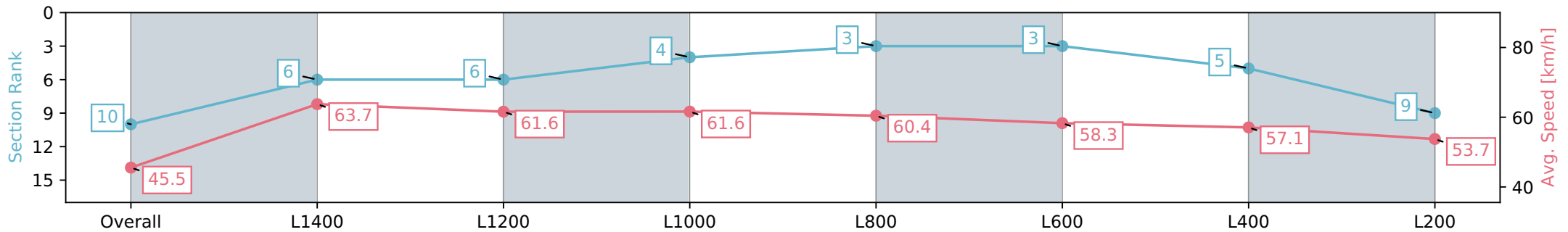
Race 9: Fred Vella Tyre & Crash Repairs Rating 0-58  
Handicap - 1600m

03 July 2024 - 4:16PM

Track Rating: Soft 5, Weather: Overcast, Rail Position: +7m 1200m  
Chute, +10m Remainder



Section	Overall	L1400	L1200	L1000	L800	L600	L400	L200
Section Times	1:41.43 [10] (0:15.82)	1:25.61 [6] (0:11.28)	1:14.32 [6] (0:11.70)	1:02.62 [4] (0:11.91)	0:50.71 [3] (0:12.14)	0:38.57 [3] (0:12.55)	0:26.02 [5] (0:12.60)	0:13.42 [9] (0:13.42)
Average Speed [km/h]	45.5	63.7	61.6	61.6	60.4	58.3	57.1	53.7
Top Speed [km/h]	64.9	65.0	63.7	63.6	62.4	59.6	59.2	55.6
Avg. Dist. to Rail [m]	2.1	1.6	1.0	3.6	3.9	3.8	5.3	3.9
Avg. Stride Freq. [Hz]	2.3	2.4	2.3	2.4	2.3	2.3	2.3	2.2
Avg. Stride Length [m]	5.7	7.4	7.4	7.3	7.1	7.0	7.0	6.8



Report Created: Wed 03 July 2024 17:05:01 GMT+10 (Note: Timing is based on positional data)

- [ ] Ranking at each section and finish
- :-:- No data available at this section
- NA No data available

Horse/Jockey Name	GETOUTTHEWAY/Jessica Eaton
Finish Rank	11
Fastest Section Time (Section)	0:11.52 (L1400)
Top Speed [km/h] (Section)	64.5 (L1400)
Race State	Finished



Thomas Farms RC Murray Bridge SA - Professional

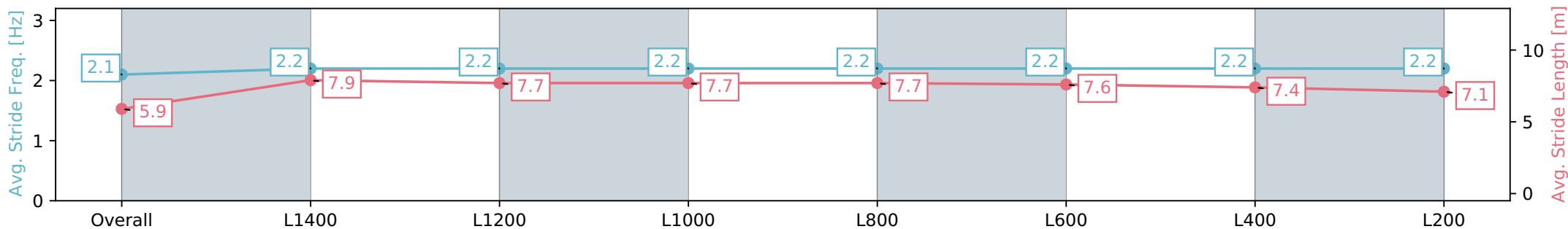
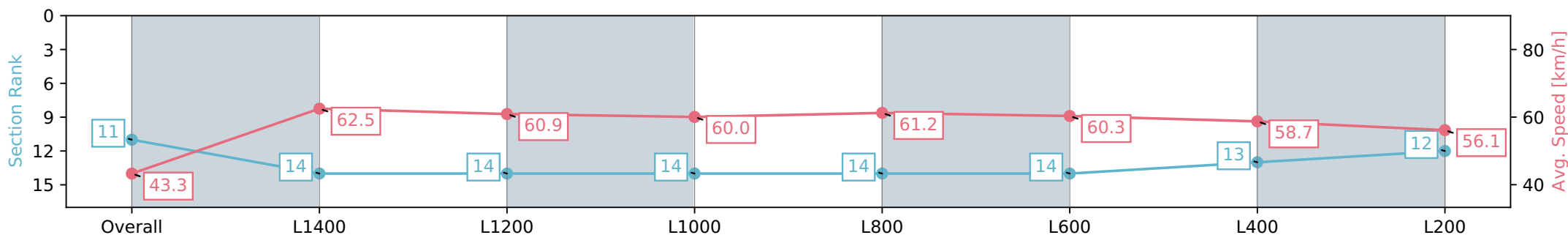
Race 9: Fred Vella Tyre & Crash Repairs Rating 0-58  
Handicap - 1600m

03 July 2024 - 4:16PM

Track Rating: Soft 5, Weather: Overcast, Rail Position: +7m 1200m  
Chute, +10m Remainder



Section	Overall	L1400	L1200	L1000	L800	L600	L400	L200
Section Times	1:41.49 [11] (0:16.62)	1:24.87 [14] (0:11.52)	1:13.35 [14] (0:11.84)	1:01.51 [14] (0:12.26)	0:49.25 [14] (0:12.00)	0:37.25 [14] (0:12.16)	0:25.09 [13] (0:12.27)	0:12.82 [12] (0:12.82)
Average Speed [km/h]	43.3	62.5	60.9	60.0	61.2	60.3	58.7	56.1
Top Speed [km/h]	62.5	64.2	64.5	62.1	62.8	61.0	60.2	58.0
Avg. Dist. to Rail [m]	8.1	2.1	1.8	4.2	4.2	4.8	7.5	8.3
Avg. Stride Freq. [Hz]	2.1	2.2	2.2	2.2	2.2	2.2	2.2	2.2
Avg. Stride Length [m]	5.9	7.9	7.7	7.7	7.7	7.6	7.4	7.1



Report Created: Wed 03 July 2024 17:05:04 GMT+10 (Note: Timing is based on positional data)

- [ ] Ranking at each section and finish
- :-:- No data available at this section
- NA No data available

Horse/Jockey Name	MERCHANT MISS/Dom Tourneur
Finish Rank	12
Fastest Section Time (Section)	0:11.40 (L1400)
Top Speed [km/h] (Section)	66.3 (L1400)
Race State	Finished



Thomas Farms RC Murray Bridge SA - Professional

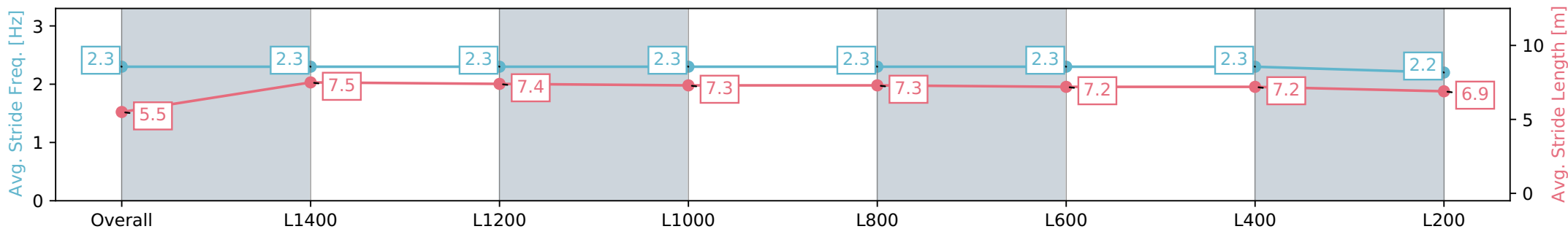
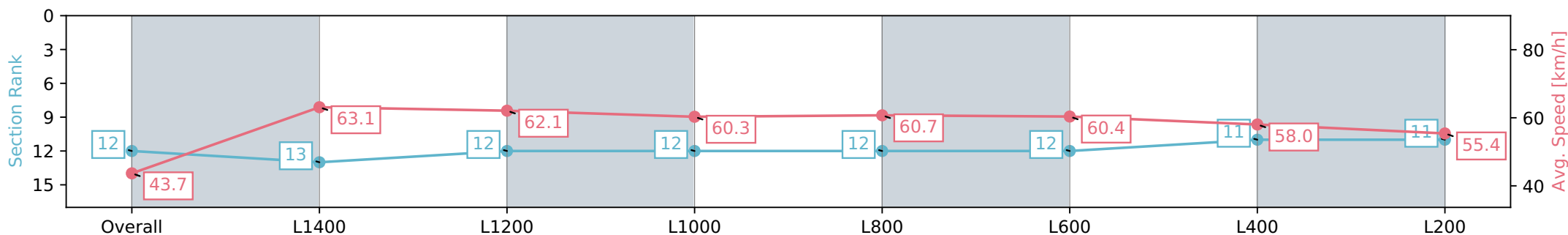
Race 9: Fred Vella Tyre & Crash Repairs Rating 0-58  
Handicap - 1600m

03 July 2024 - 4:16PM

Track Rating: Soft 5, Weather: Overcast, Rail Position: +7m 1200m  
Chute, +10m Remainder



Section	Overall	L1400	L1200	L1000	L800	L600	L400	L200
Section Times	1:41.59 [12] (0:16.54)	1:25.05 [13] (0:11.40)	1:13.65 [12] (0:11.64)	1:02.01 [12] (0:12.15)	0:49.86 [12] (0:12.24)	0:37.62 [12] (0:12.20)	0:25.42 [11] (0:12.41)	0:13.01 [11] (0:13.01)
Average Speed [km/h]	43.7	63.1	62.1	60.3	60.7	60.4	58.0	55.4
Top Speed [km/h]	61.8	65.7	66.3	61.7	61.6	61.6	60.7	56.8
Avg. Dist. to Rail [m]	9.7	1.7	2.1	3.5	6.2	5.8	6.2	5.4
Avg. Stride Freq. [Hz]	2.3	2.3	2.3	2.3	2.3	2.3	2.3	2.2
Avg. Stride Length [m]	5.5	7.5	7.4	7.3	7.3	7.2	7.2	6.9



Report Created: Wed 03 July 2024 17:05:07 GMT+10 (Note: Timing is based on positional data)

- [ ] Ranking at each section and finish
- :-:- No data available at this section
- NA No data available



Horse/Jockey Name	DROP THE ORANGE/Jason Holder
Finish Rank	13
Fastest Section Time (Section)	0:11.62 (L1400)
Top Speed [km/h] (Section)	64.0 (L1400)
Race State	Finished



Thomas Farms RC Murray Bridge SA - Professional

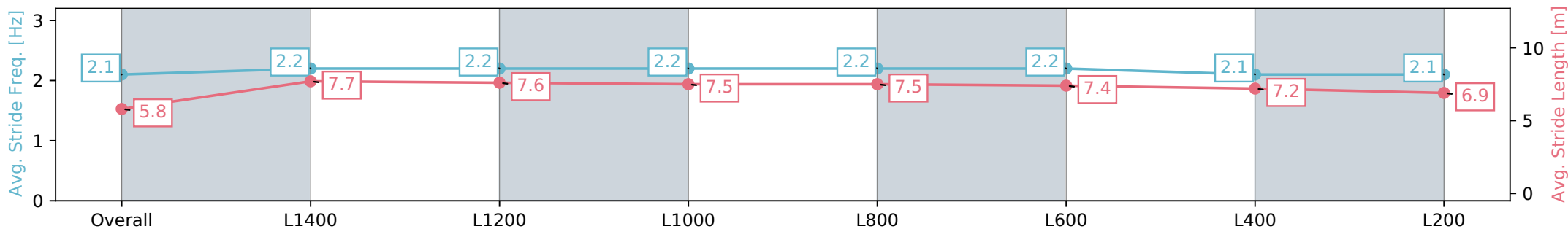
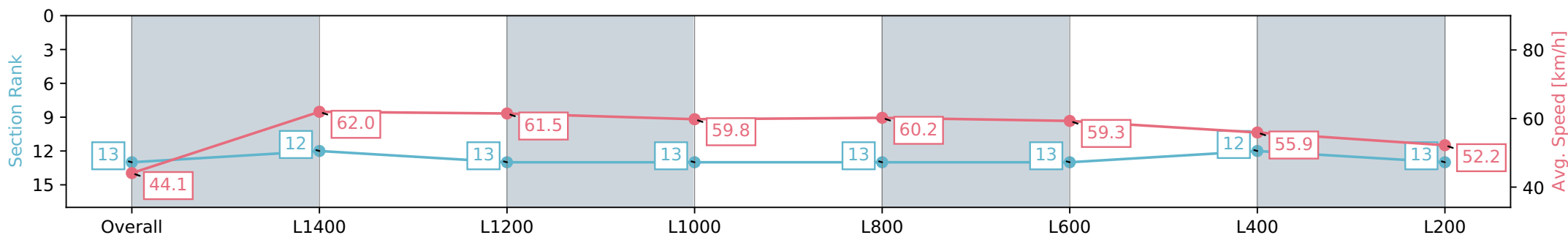
Race 9: Fred Vella Tyre & Crash Repairs Rating 0-58  
Handicap - 1600m

03 July 2024 - 4:16PM

Track Rating: Soft 5, Weather: Overcast, Rail Position: +7m 1200m  
Chute, +10m Remainder



Section	Overall	L1400	L1200	L1000	L800	L600	L400	L200
Section Times	1:43.04 [13] (0:16.33)	1:26.71 [12] (0:11.62)	1:15.09 [13] (0:11.75)	1:03.34 [13] (0:12.26)	0:51.08 [13] (0:12.13)	0:38.95 [13] (0:12.28)	0:26.66 [12] (0:12.87)	0:13.79 [13] (0:13.79)
Average Speed [km/h]	44.1	62.0	61.5	59.8	60.2	59.3	55.9	52.2
Top Speed [km/h]	61.7	63.6	64.0	61.1	61.4	60.3	58.2	54.2
Avg. Dist. to Rail [m]	6.4	2.7	2.5	3.3	3.2	2.9	4.2	4.2
Avg. Stride Freq. [Hz]	2.1	2.2	2.2	2.2	2.2	2.2	2.1	2.1
Avg. Stride Length [m]	5.8	7.7	7.6	7.5	7.5	7.4	7.2	6.9



Report Created: Wed 03 July 2024 17:05:11 GMT+10 (Note: Timing is based on positional data)

- [ ] Ranking at each section and finish
- :-:- No data available at this section
- NA No data available

Horse/Jockey Name	POCKET RAIDER/Callan Murray
Finish Rank	14
Fastest Section Time (Section)	0:11.28 (L1400)
Top Speed [km/h] (Section)	64.4 (Overall)
Race State	Finished



Thomas Farms RC Murray Bridge SA - Professional

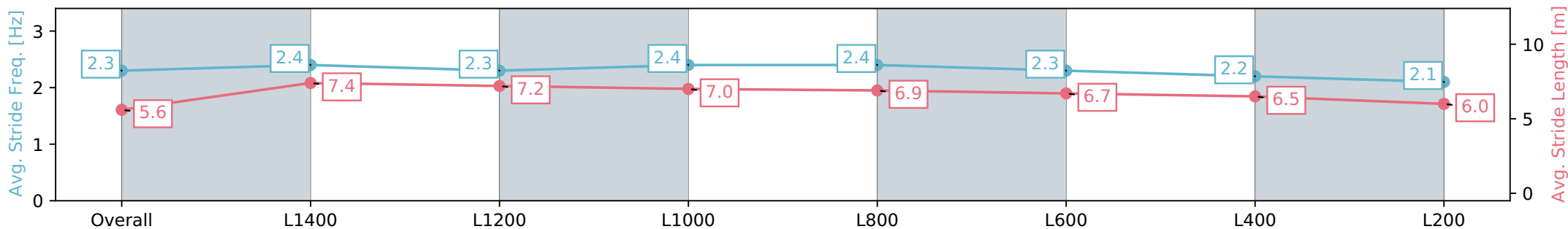
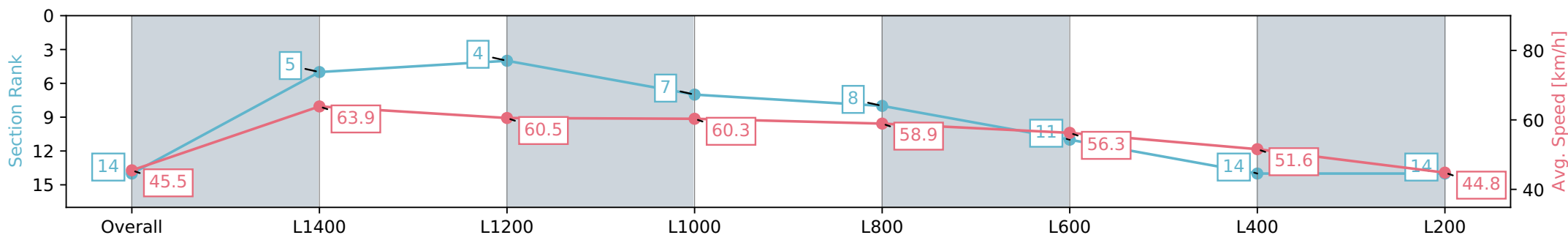
Race 9: Fred Vella Tyre & Crash Repairs Rating 0-58  
Handicap - 1600m

03 July 2024 - 4:16PM

Track Rating: Soft 5, Weather: Overcast, Rail Position: +7m 1200m  
Chute, +10m Remainder



Section	Overall	L1400	L1200	L1000	L800	L600	L400	L200
Section Times	1:46.77 [14] (0:15.81)	1:30.96 [5] (0:11.28)	1:19.68 [4] (0:11.91)	1:07.77 [7] (0:12.22)	0:55.55 [8] (0:12.54)	0:43.01 [11] (0:12.97)	0:30.04 [14] (0:13.96)	0:16.08 [14] (0:16.08)
Average Speed [km/h]	45.5	63.9	60.5	60.3	58.9	56.3	51.6	44.8
Top Speed [km/h]	64.4	64.3	62.6	61.4	59.9	58.2	55.2	49.2
Avg. Dist. to Rail [m]	5.8	2.1	1.8	4.5	5.3	3.6	6.4	5.7
Avg. Stride Freq. [Hz]	2.3	2.4	2.3	2.4	2.4	2.3	2.2	2.1
Avg. Stride Length [m]	5.6	7.4	7.2	7.0	6.9	6.7	6.5	6.0



Report Created: Wed 03 July 2024 17:05:14 GMT+10 (Note: Timing is based on positional data)

- [ ] Ranking at each section and finish
- :-:- No data available at this section
- NA No data available