



RACINGSA

# Thomas Farms RC Murray Bridge SA Race 2: Carlton Draught Maiden Plate - 1800m

03 July 2024 - 12:11PM



Murray Bridge  
Racing Club

Track Rating: Soft 5, Weather: Overcast, Rail Position: +7m 1200m Chute, +10m

Remainder

Section Field Times							Overall	L1600	L1400	L1200	L1000	L800		
							1:53.97 (0:15.56)	1:38.41 (0:11.47)	1:26.94 (0:12.45)	1:14.49 (0:12.28)	1:02.20 (0:12.86)	0:49.34 (0:12.49)		
Position	#	Horse/Jockey	Barrier	Top Speed [km/h]	Fastest Section	First 400m							Distance Travelled From Winner [m]	
1	6	<b>ABSOLUTELY STOKED</b> Jacob Opperman	13	62.9 600-400	0:11.72 1600-1400	0:28.04	1:53.97 (0:16.32)	1:37.65 [12] (0:11.72)	1:25.93 [10] (0:12.34)	1:13.59 [10] (0:12.28)	1:01.30 [10] (0:12.60)	0:48.70 [8] (0:12.33)		
2	4	<b>MOTO MOTO</b> Adam McCabe	10	63.2 600-400	0:11.64 1600-1400	0:27.52	1:54.11 (0:15.88)	1:38.23 [5] (0:11.64)	1:26.59 [5] (0:12.47)	1:14.12 [6] (0:12.38)	1:01.74 [7] (0:12.91)	0:48.83 [9] (0:12.56)	-5	
3	8	<b>HI BABY FACE</b> Margaret Collett	9	62.3 600-400	0:11.72 1600-1400	0:27.77	1:54.25 (0:16.05)	1:38.20 [8] (0:11.72)	1:26.48 [9] (0:12.25)	1:14.23 [7] (0:12.32)	1:01.91 [6] (0:12.90)	0:49.01 [6] (0:12.73)	+2	
4	13	<b>SHIFFANY</b> Justin Potter	6	62.6 600-400	0:11.69 1600-1400	0:27.72	1:54.39 (0:16.03)	1:38.36 [6] (0:11.69)	1:26.67 [7] (0:12.33)	1:14.34 [8] (0:12.46)	1:01.88 [8] (0:12.76)	0:49.12 [7] (0:12.64)	-7	
5	2	<b>CROWN AND ANCHOR</b> Todd Pannell	8	65.5 1800-1600	0:11.53 1600-1400	0:27.19	1:54.46 (0:15.66)	1:38.80 [3] (0:11.53)	1:27.27 [3] (0:12.44)	1:14.83 [3] (0:12.39)	1:02.44 [3] (0:13.02)	0:49.42 [4] (0:12.53)	-1	
6	10	<b>RELLEUM</b> Rochelle Milnes	2	63.8 1800-1600	0:11.48 1600-1400	0:27.07	1:54.60 (0:15.59)	1:39.01 [2] (0:11.48)	1:27.53 [2] (0:12.41)	1:15.12 [1] (0:12.28)	1:02.84 [1] (0:12.86)	0:49.98 [1] (0:12.50)	-6	
7	7	<b>THE TANK</b> Samuel Payne	12	62.1 600-400	0:11.81 400-200	0:28.18	1:54.83 (0:16.32)	1:38.51 [11] (0:11.86)	1:26.65 [12] (0:12.46)	1:14.19 [12] (0:12.32)	1:01.87 [12] (0:12.78)	0:49.09 [12] (0:12.51)	-2	
8	1	<b>BORISLAV</b> Caitlin Tootell	7	62.8 1800-1600	0:11.61 1600-1400	0:27.45	1:54.86 (0:15.84)	1:39.02 [4] (0:11.61)	1:27.41 [4] (0:12.30)	1:15.11 [5] (0:12.43)	1:02.68 [5] (0:12.68)	0:50.00 [3] (0:12.55)	-6	
9	3	<b>MAJESTIC MOSHE</b> Sophie Logan	11	62.4 1800-1600	0:11.69 1600-1400	0:27.72	1:54.94 (0:16.03)	1:38.91 [7] (0:11.69)	1:27.22 [8] (0:12.42)	1:14.80 [9] (0:12.43)	1:02.37 [9] (0:12.92)	0:49.45 [10] (0:12.60)	+2	
10	14	<b>SIESTA DREAM</b> Stacey Metcalfe	5	64.5 1800-1600	0:11.46 1600-1400	0:27.02	1:56.64 (0:15.56)	1:41.08 [1] (0:11.46)	1:29.62 [1] (0:12.48)	1:17.14 [2] (0:12.55)	1:04.59 [4] (0:13.02)	0:51.57 [5] (0:12.66)	-4	

Scratched: Dark Helmet (#12)

Report Created: Wed 03 July 2024 13:55:22 GMT+10 (Note: Timing is based on positional data)

- [ ] Position in running at each section and finish
- :-:- No data available at this section
- NA No data available
- █ Background shading for fastest section
- # Saddle cloth number
- DNF Did not finish
- DNT Did not track



RACINGSA

# Thomas Farms RC Murray Bridge SA Race 2: Carlton Draught Maiden Plate - 1800m

03 July 2024 - 12:11PM

Track Rating: Soft 5, Weather: Overcast, Rail Position: +7m 1200m Chute, +10m

Remainder



Murray Bridge  
Racing Club

Section Field Times							Overall	L1600	L1400	L1200	L1000	L800		
							1:53.97 (0:15.56)	1:38.41 (0:11.47)	1:26.94 (0:12.45)	1:14.49 (0:12.28)	1:02.20 (0:12.86)	0:49.34 (0:12.49)		
Position	#	Horse/Jockey	Barrier	Top Speed [km/h]	Fastest Section	First 400m							Distance Travelled From Winner [m]	
11	5	<b>THRILLIONAIRE SON</b>	4	61.4	0:11.82	0:28.07	1:56.64	1:40.39 [10]	1:28.57 [11]	1:16.22 [11]	1:03.71 [11]	0:50.92 [11]	-5	
		Dylan Caboche		1800-1600	1600-1400		(0:16.25)	(0:11.82)	(0:12.35)	(0:12.51)	(0:12.79)	(0:12.65)		
12	9	<b>LUVICCI</b>	1	62.4	0:11.85	0:28.48	1:57.09	1:40.46 [13]	1:28.61 [13]	1:16.39 [13]	1:03.79 [13]	0:51.16 [13]	-6	
		Alice Lindsay		1800-1600	1600-1400		(0:16.63)	(0:11.85)	(0:12.22)	(0:12.60)	(0:12.63)	(0:12.83)		
13	11	<b>SULTRINESS</b>	14	63.7	0:11.48	0:27.56	1:58.38	1:42.29 [9]	1:30.81 [6]	1:18.65 [4]	1:06.54 [2]	0:53.57 [2]	-4	
		Dom Tourneur		1800-1600	1600-1400		(0:16.09)	(0:11.48)	(0:12.16)	(0:12.11)	(0:12.97)	(0:12.84)		

Scratched: Dark Helmet (#12)

- [ ] Position in running at each section and finish # Saddle cloth number
- :-:- No data available at this section DNF Did not finish
- NA No data available DNT Did not track
- Background shading for fastest section



RACINGSA

# Thomas Farms RC Murray Bridge SA Race 2: Carlton Draught Maiden Plate - 1800m

03 July 2024 - 12:11PM



Murray Bridge  
Racing Club

Track Rating: Soft 5, Weather: Overcast, Rail Position: +7m 1200m Chute, +10m

Remainder

Section  
Field Times

L600 0:36.85 (0:12.21)  
L400 0:24.64 (0:12.03)  
L200 0:12.62 (0:12.62)

Position	#	Horse/Jockey	Barrier	Top Speed [km/h]	Fastest Section	First 400m	L600	L400	L200	Margin	Distance Travelled From Winner [m]
1	6	<b>ABSOLUTELY STOKED</b> Jacob Opperman	13	62.9 600-400	0:11.72 1600-1400	0:28.04	0:36.37 [4] (0:11.88)	0:24.49 [2] (0:11.87)	0:12.62 [1] (0:12.62)	1:53.97	
2	4	<b>MOTO MOTO</b> Adam McCabe	10	63.2 600-400	0:11.64 1600-1400	0:27.52	0:36.26 [7] (0:12.03)	0:24.23 [5] (0:11.75)	0:12.48 [4] (0:12.48)	0.9L	-5
3	8	<b>HI BABY FACE</b> Margaret Collett	9	62.3 600-400	0:11.72 1600-1400	0:27.77	0:36.28 [9] (0:12.09)	0:24.19 [6] (0:11.75)	0:12.44 [5] (0:12.44)	1.7L	+2
4	13	<b>SHIFFANY</b> Justin Potter	6	62.6 600-400	0:11.69 1600-1400	0:27.72	0:36.48 [8] (0:12.22)	0:24.26 [7] (0:11.71)	0:12.55 [7] (0:12.55)	2.5L	-7
5	2	<b>CROWN AND ANCHOR</b> Todd Pannell	8	65.5 1800-1600	0:11.53 1600-1400	0:27.19	0:36.89 [3] (0:11.93)	0:24.96 [3] (0:12.01)	0:12.95 [2] (0:12.95)	2.9L	-1
6	10	<b>RELLEUM</b> Rochelle Milnes	2	63.8 1800-1600	0:11.48 1600-1400	0:27.07	0:37.48 [1] (0:12.20)	0:25.28 [1] (0:12.28)	0:13.00 [3] (0:13.00)	3.8L	-6
7	7	<b>THE TANK</b> Samuel Payne	12	62.1 600-400	0:11.81 400-200	0:28.18	0:36.58 [11] (0:12.22)	0:24.36 [10] (0:11.81)	0:12.55 [8] (0:12.55)	5.2L	-2
8	1	<b>BORISLAV</b> Caitlin Tootell	7	62.8 1800-1600	0:11.61 1600-1400	0:27.45	0:37.45 [2] (0:12.15)	0:25.30 [4] (0:12.28)	0:13.02 [6] (0:13.02)	5.4L	-6
9	3	<b>MAJESTIC MOSHE</b> Sophie Logan	11	62.4 1800-1600	0:11.69 1600-1400	0:27.72	0:36.85 [10] (0:12.26)	0:24.59 [9] (0:11.98)	0:12.61 [9] (0:12.61)	5.9L	+2
10	14	<b>SIESTA DREAM</b> Stacey Metcalfe	5	64.5 1800-1600	0:11.46 1600-1400	0:27.02	0:38.91 [6] (0:12.41)	0:26.50 [8] (0:12.55)	0:13.95 [10] (0:13.95)	16.2L	-4

Scratched: Dark Helmet (#12)

Report Created: Wed 03 July 2024 13:55:22 GMT+10 (Note: Timing is based on positional data)

- [ ] Position in running at each section and finish
- # Saddle cloth number
- :-:- No data available at this section
- DNF Did not finish
- NA No data available
- DNT Did not track
- █ Background shading for fastest section



RACINGSA

# Thomas Farms RC Murray Bridge SA Race 2: Carlton Draught Maiden Plate - 1800m

03 July 2024 - 12:11PM

Track Rating: Soft 5, Weather: Overcast, Rail Position: +7m 1200m Chute, +10m

Remainder



Murray Bridge  
Racing Club

Section

Field Times

L600	L400	L200
0:36.85	0:24.64	0:12.62
(0:12.21)	(0:12.03)	(0:12.62)

Position	#	Horse/Jockey	Barrier	Top Speed [km/h]	Fastest Section	First 400m	L600	L400	L200	Margin	Distance Travelled From Winner [m]
11	5	<b>THRILLIONAIRE SON</b> Dylan Caboche	4	61.4 1800-1600	0:11.82 1600-1400	0:28.07	0:38.27 [12] (0:12.56)	0:25.70 [12] (0:12.54)	0:13.16 [11] (0:13.16)	16.2L	-5
12	9	<b>LUVICCI</b> Alice Lindsay	1	62.4 1800-1600	0:11.85 1600-1400	0:28.48	0:38.33 [13] (0:12.56)	0:25.77 [13] (0:12.51)	0:13.26 [12] (0:13.26)	18.9L	-6
13	11	<b>SULTRINESS</b> Dom Tourneur	14	63.7 1800-1600	0:11.48 1600-1400	0:27.56	0:40.73 [5] (0:13.06)	0:27.67 [11] (0:13.14)	0:14.53 [13] (0:14.53)	26.7L	-4

Scratched: Dark Helmet (#12)

- [ ] Position in running at each section and finish # Saddle cloth number
- :-:- No data available at this section DNF Did not finish
- NA No data available DNT Did not track
- █ Background shading for fastest section

Horse/Jockey Name	ABSOLUTELY STOKED/Jacob Opperman
Finish Rank	1
Fastest Section Time (Section)	0:11.72 (L1600)
Top Speed [km/h] (Section)	62.9 (L600)
Race State	Finished



Thomas Farms RC Murray Bridge SA - Professional

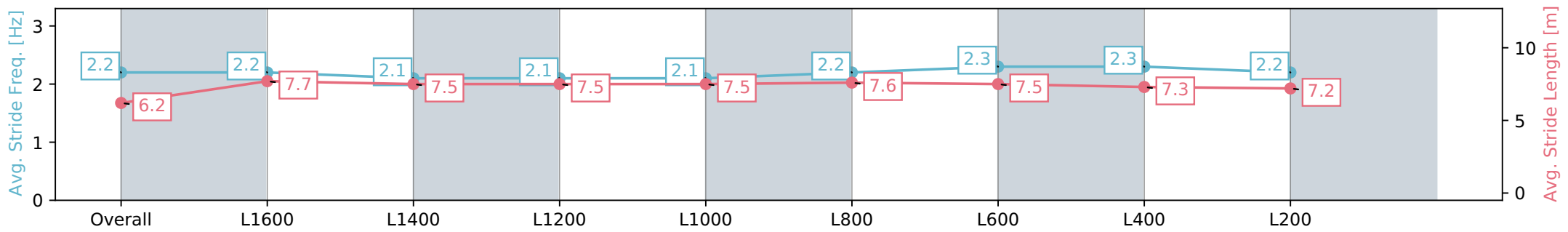
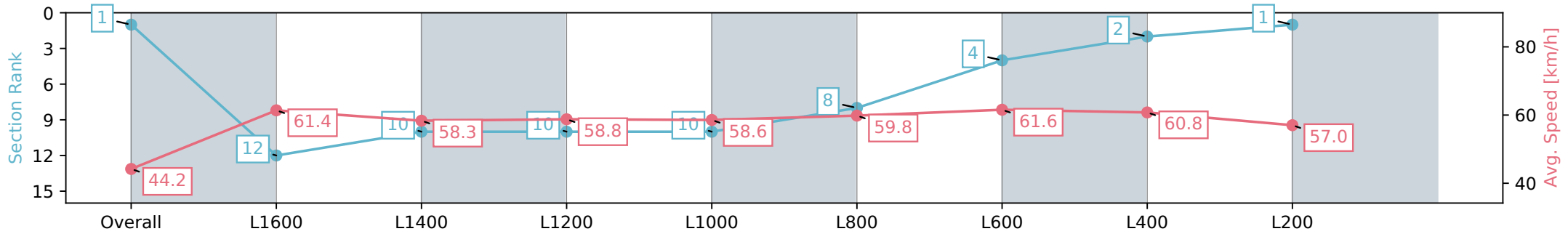
Race 2: Carlton Draught Maiden Plate - 1800m

03 July 2024 - 12:11PM

Track Rating: Soft 5, Weather: Overcast, Rail Position: +7m 1200m Chute, +10m Remainder



Section	Overall	L1600	L1400	L1200	L1000	L800	L600	L400	L200
Section Times	1:53.97 [1] (0:16.32)	1:37.65 [12] (0:11.72)	1:25.93 [10] (0:12.34)	1:13.59 [10] (0:12.28)	1:01.30 [10] (0:12.60)	0:48.70 [8] (0:12.33)	0:36.37 [4] (0:11.88)	0:24.49 [2] (0:11.87)	0:12.62 [1] (0:12.62)
Average Speed [km/h]	44.2	61.4	58.3	58.8	58.6	59.8	61.6	60.8	57.0
Top Speed [km/h]	61.8	62.8	60.1	59.4	59.1	60.9	62.7	62.9	59.0
Avg. Dist. to Rail [m]	7.9	2.7	2.5	3.2	4.8	4.5	4.5	6.7	8.6
Avg. Stride Freq. [Hz]	2.2	2.2	2.1	2.1	2.1	2.2	2.3	2.3	2.2
Avg. Stride Length [m]	6.2	7.7	7.5	7.5	7.5	7.6	7.5	7.3	7.2



[ ] Ranking at each section and finish  
 -:-:- No data available at this section  
 NA No data available

Horse/Jockey Name	MOTO MOTO/Adam McCabe
Finish Rank	2
Fastest Section Time (Section)	0:11.64 (L1600)
Top Speed [km/h] (Section)	63.2 (L600)
Race State	Finished



### Thomas Farms RC Murray Bridge SA - Professional

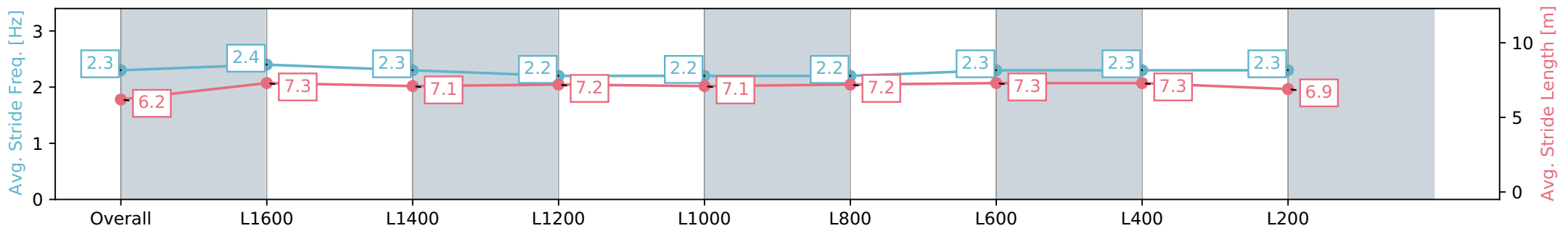
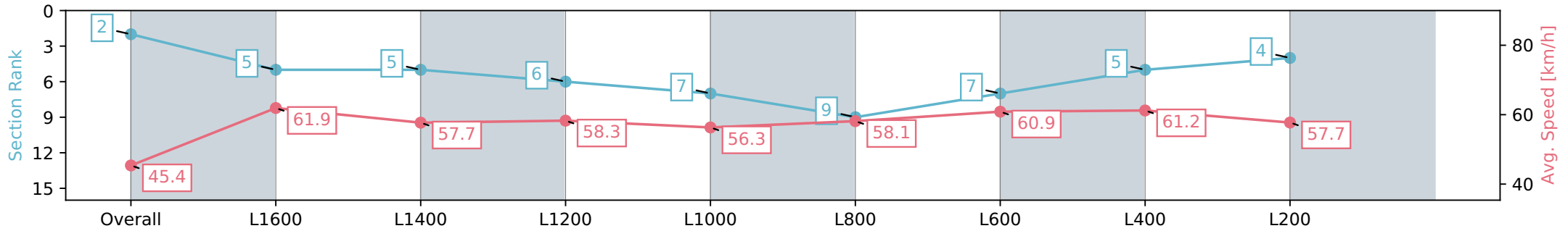
Race 2: Carlton Draught Maiden Plate - 1800m

03 July 2024 - 12:11PM

Track Rating: Soft 5, Weather: Overcast, Rail Position: +7m 1200m  
Chute, +10m Remainder



Section	Overall	L1600	L1400	L1200	L1000	L800	L600	L400	L200
Section Times	1:54.11 [2] (0:15.88)	1:38.23 [5] (0:11.64)	1:26.59 [5] (0:12.47)	1:14.12 [6] (0:12.38)	1:01.74 [7] (0:12.91)	0:48.83 [9] (0:12.56)	0:36.26 [7] (0:12.03)	0:24.23 [5] (0:11.75)	0:12.48 [4] (0:12.48)
Average Speed [km/h]	45.4	61.9	57.7	58.3	56.3	58.1	60.9	61.2	57.7
Top Speed [km/h]	61.8	63.1	61.0	59.4	57.9	60.8	62.9	63.2	59.1
Avg. Dist. to Rail [m]	7.1	1.9	1.2	1.3	2.2	3.0	4.0	7.5	8.0
Avg. Stride Freq. [Hz]	2.3	2.4	2.3	2.2	2.2	2.2	2.3	2.3	2.3
Avg. Stride Length [m]	6.2	7.3	7.1	7.2	7.1	7.2	7.3	7.3	6.9



[ ] Ranking at each section and finish  
 -:-:- No data available at this section  
 NA No data available

Horse/Jockey Name	HI BABY FACE/Margaret Collett
Finish Rank	3
Fastest Section Time (Section)	0:11.72 (L1600)
Top Speed [km/h] (Section)	62.3 (L600)
Race State	Finished



Thomas Farms RC Murray Bridge SA - Professional

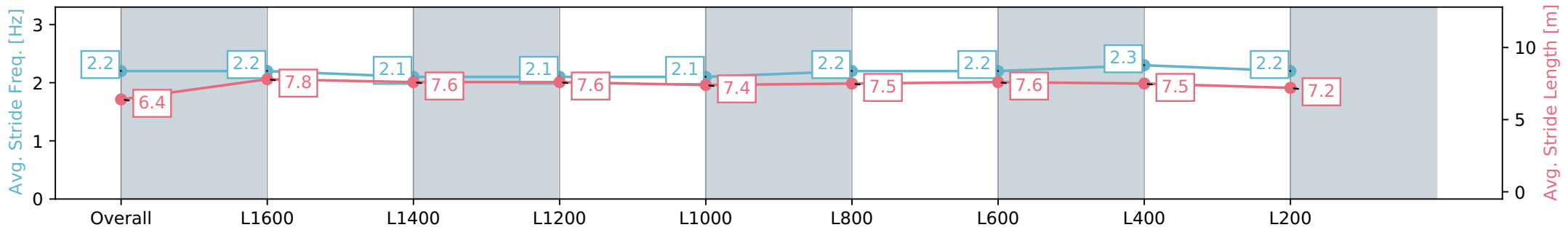
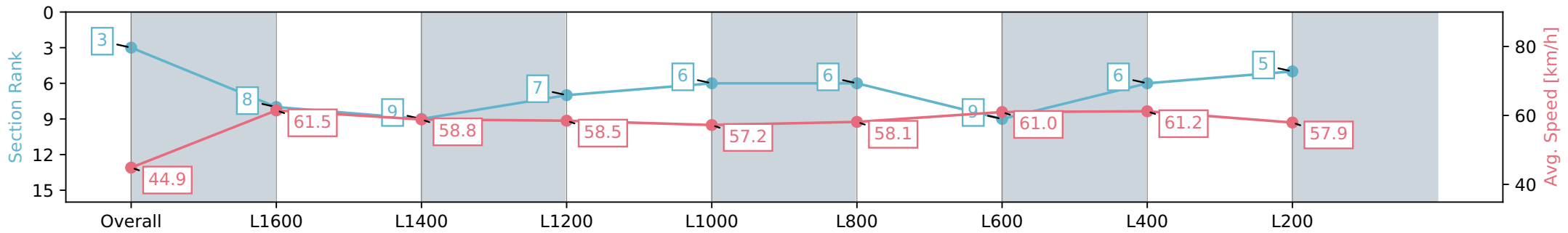
Race 2: Carlton Draught Maiden Plate - 1800m

03 July 2024 - 12:11PM

Track Rating: Soft 5, Weather: Overcast, Rail Position: +7m 1200m  
Chute, +10m Remainder



Section	Overall	L1600	L1400	L1200	L1000	L800	L600	L400	L200
Section Times	1:54.25 [3] (0:16.05)	1:38.20 [8] (0:11.72)	1:26.48 [9] (0:12.25)	1:14.23 [7] (0:12.32)	1:01.91 [6] (0:12.90)	0:49.01 [6] (0:12.73)	0:36.28 [9] (0:12.09)	0:24.19 [6] (0:11.75)	0:12.44 [5] (0:12.44)
Average Speed [km/h]	44.9	61.5	58.8	58.5	57.2	58.1	61.0	61.2	57.9
Top Speed [km/h]	60.2	62.3	61.1	59.1	58.9	60.8	61.9	62.3	60.3
Avg. Dist. to Rail [m]	5.6	2.4	1.9	2.4	4.5	5.6	6.0	9.1	9.8
Avg. Stride Freq. [Hz]	2.2	2.2	2.1	2.1	2.1	2.2	2.2	2.3	2.2
Avg. Stride Length [m]	6.4	7.8	7.6	7.6	7.4	7.5	7.6	7.5	7.2



[ ] Ranking at each section and finish  
 -:-:- No data available at this section  
 NA No data available

Horse/Jockey Name	SHIFFANY/Justin Potter
Finish Rank	4
Fastest Section Time (Section)	0:11.69 (L1600)
Top Speed [km/h] (Section)	62.6 (L600)
Race State	Finished



### Thomas Farms RC Murray Bridge SA - Professional

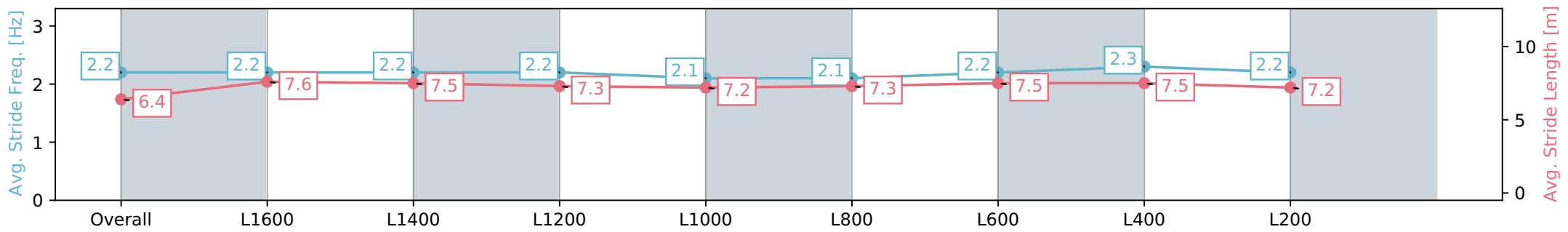
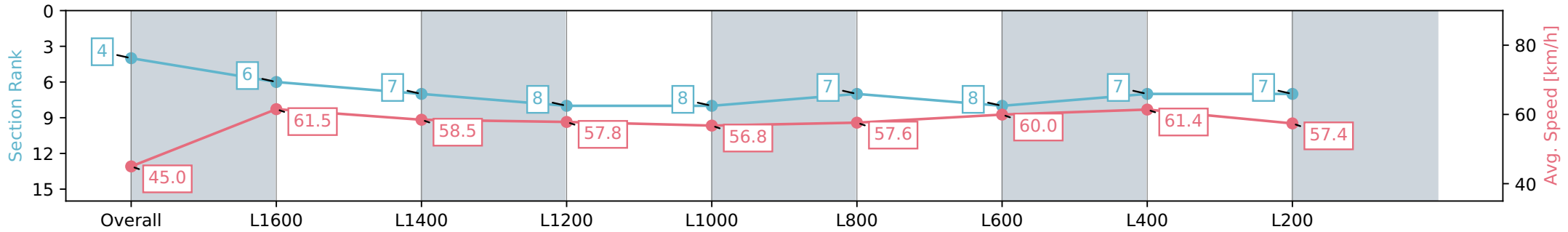
#### Race 2: Carlton Draught Maiden Plate - 1800m

03 July 2024 - 12:11PM

Track Rating: Soft 5, Weather: Overcast, Rail Position: +7m 1200m Chute, +10m Remainder



Section	Overall	L1600	L1400	L1200	L1000	L800	L600	L400	L200
Section Times	1:54.39 [4] (0:16.03)	1:38.36 [6] (0:11.69)	1:26.67 [7] (0:12.33)	1:14.34 [8] (0:12.46)	1:01.88 [8] (0:12.76)	0:49.12 [7] (0:12.64)	0:36.48 [8] (0:12.22)	0:24.26 [7] (0:11.71)	0:12.55 [7] (0:12.55)
Average Speed [km/h]	45.0	61.5	58.5	57.8	56.8	57.6	60.0	61.4	57.4
Top Speed [km/h]	61.4	62.3	60.8	58.4	58.4	59.9	62.4	62.6	59.9
Avg. Dist. to Rail [m]	2.5	0.7	0.3	0.6	1.5	2.1	4.3	7.1	8.8
Avg. Stride Freq. [Hz]	2.2	2.2	2.2	2.2	2.1	2.1	2.2	2.3	2.2
Avg. Stride Length [m]	6.4	7.6	7.5	7.3	7.2	7.3	7.5	7.5	7.2



[ ] Ranking at each section and finish  
 -:-:- No data available at this section  
 NA No data available



Horse/Jockey Name	CROWN AND ANCHOR/Todd Pannell
Finish Rank	5
Fastest Section Time (Section)	0:11.53 (L1600)
Top Speed [km/h] (Section)	65.5 (Overall)
Race State	Finished



Thomas Farms RC Murray Bridge SA - Professional

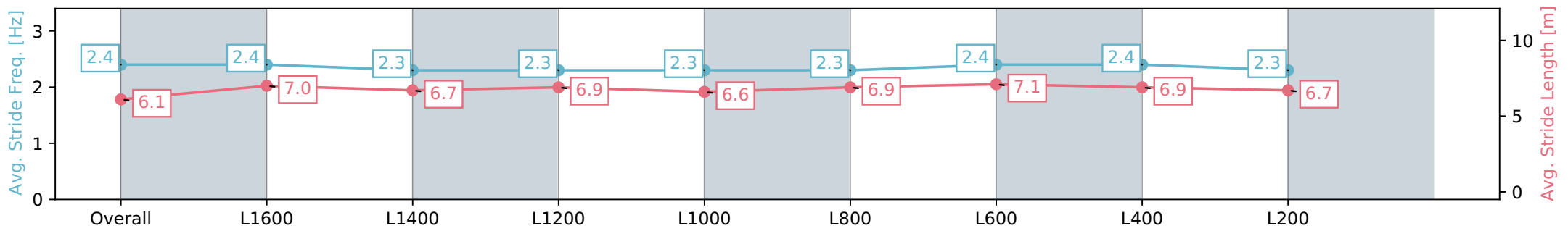
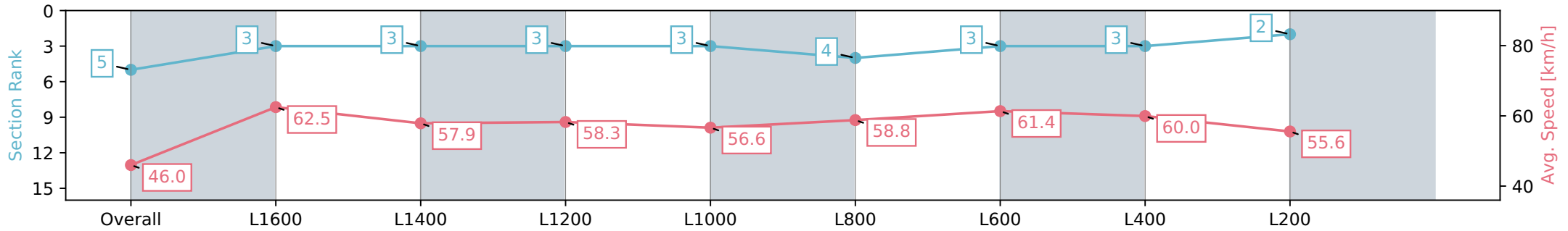
Race 2: Carlton Draught Maiden Plate - 1800m

03 July 2024 - 12:11PM

Track Rating: Soft 5, Weather: Overcast, Rail Position: +7m 1200m Chute, +10m Remainder



Section	Overall	L1600	L1400	L1200	L1000	L800	L600	L400	L200
Section Times	1:54.46 [5] (0:15.66)	1:38.80 [3] (0:11.53)	1:27.27 [3] (0:12.44)	1:14.83 [3] (0:12.39)	1:02.44 [3] (0:13.02)	0:49.42 [4] (0:12.53)	0:36.89 [3] (0:11.93)	0:24.96 [3] (0:12.01)	0:12.95 [2] (0:12.95)
Average Speed [km/h]	46.0	62.5	57.9	58.3	56.6	58.8	61.4	60.0	55.6
Top Speed [km/h]	63.2	65.5	60.6	59.5	58.4	61.3	62.0	61.9	57.7
Avg. Dist. to Rail [m]	6.2	2.9	2.6	3.1	4.5	4.6	4.0	5.5	6.8
Avg. Stride Freq. [Hz]	2.4	2.4	2.3	2.3	2.3	2.3	2.4	2.4	2.3
Avg. Stride Length [m]	6.1	7.0	6.7	6.9	6.6	6.9	7.1	6.9	6.7



[ ] Ranking at each section and finish  
 -:-:- No data available at this section  
 NA No data available

Horse/Jockey Name	RELLEUM/Rochelle Milnes
Finish Rank	6
Fastest Section Time (Section)	0:11.48 (L1600)
Top Speed [km/h] (Section)	63.8 (Overall)
Race State	Finished



Thomas Farms RC Murray Bridge SA - Professional

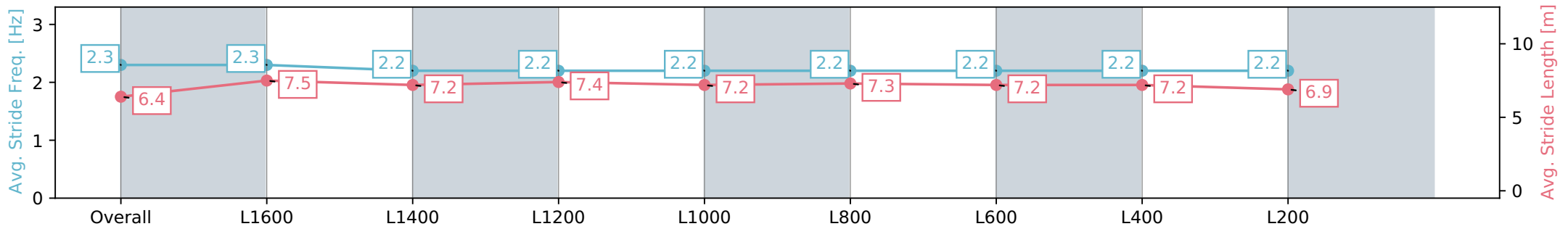
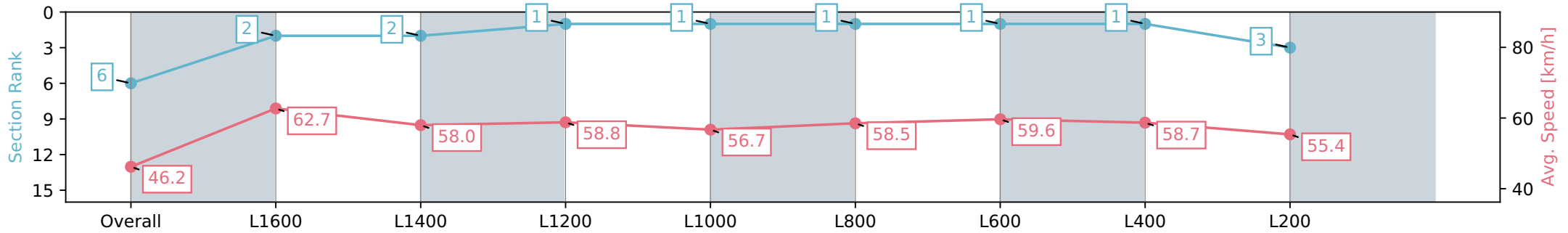
Race 2: Carlton Draught Maiden Plate - 1800m

03 July 2024 - 12:11PM

Track Rating: Soft 5, Weather: Overcast, Rail Position: +7m 1200m Chute, +10m Remainder



Section	Overall	L1600	L1400	L1200	L1000	L800	L600	L400	L200
Section Times	1:54.60 [6] (0:15.59)	1:39.01 [2] (0:11.48)	1:27.53 [2] (0:12.41)	1:15.12 [1] (0:12.28)	1:02.84 [1] (0:12.86)	0:49.98 [1] (0:12.50)	0:37.48 [1] (0:12.20)	0:25.28 [1] (0:12.28)	0:13.00 [3] (0:13.00)
Average Speed [km/h]	46.2	62.7	58.0	58.8	56.7	58.5	59.6	58.7	55.4
Top Speed [km/h]	63.3	63.8	60.4	60.3	58.0	59.2	60.4	60.2	57.3
Avg. Dist. to Rail [m]	1.6	1.2	0.9	1.3	2.7	3.1	2.9	3.6	3.8
Avg. Stride Freq. [Hz]	2.3	2.3	2.2	2.2	2.2	2.2	2.2	2.2	2.2
Avg. Stride Length [m]	6.4	7.5	7.2	7.4	7.2	7.3	7.2	7.2	6.9



- [ ] Ranking at each section and finish
- :-:- No data available at this section
- NA No data available

Horse/Jockey Name	THE TANK/Samuel Payne
Finish Rank	7
Fastest Section Time (Section)	0:11.81 (L400)
Top Speed [km/h] (Section)	62.1 (L600)
Race State	Finished



Thomas Farms RC Murray Bridge SA - Professional

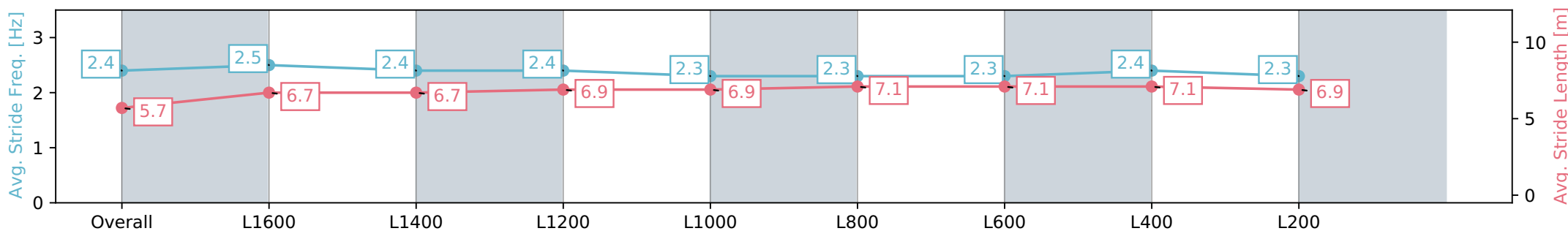
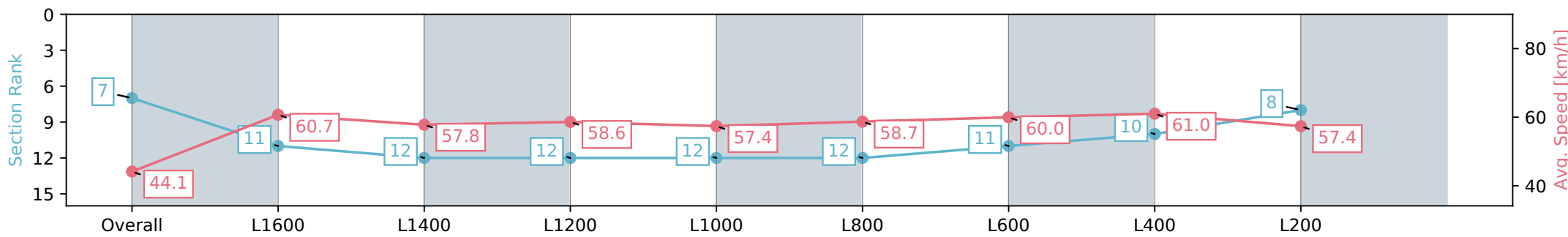
Race 2: Carlton Draught Maiden Plate - 1800m

03 July 2024 - 12:11PM

Track Rating: Soft 5, Weather: Overcast, Rail Position: +7m 1200m  
Chute, +10m Remainder



Section	Overall	L1600	L1400	L1200	L1000	L800	L600	L400	L200
Section Times	1:54.83 [7] (0:16.32)	1:38.51 [11] (0:11.86)	1:26.65 [12] (0:12.46)	1:14.19 [12] (0:12.32)	1:01.87 [12] (0:12.78)	0:49.09 [12] (0:12.51)	0:36.58 [11] (0:12.22)	0:24.36 [10] (0:11.81)	0:12.55 [8] (0:12.55)
Average Speed [km/h]	44.1	60.7	57.8	58.6	57.4	58.7	60.0	61.0	57.4
Top Speed [km/h]	60.3	61.5	60.4	60.4	60.2	60.0	61.7	62.1	59.1
Avg. Dist. to Rail [m]	7.2	3.3	1.9	2.1	3.8	4.2	4.4	6.7	8.2
Avg. Stride Freq. [Hz]	2.4	2.5	2.4	2.4	2.3	2.3	2.3	2.4	2.3
Avg. Stride Length [m]	5.7	6.7	6.7	6.9	6.9	7.1	7.1	7.1	6.9



- [ ] Ranking at each section and finish
- :-:- No data available at this section
- NA No data available

Horse/Jockey Name	BORISLAV/Caitlin Tootell
Finish Rank	8
Fastest Section Time (Section)	0:11.61 (L1600)
Top Speed [km/h] (Section)	62.8 (Overall)
Race State	Finished



Thomas Farms RC Murray Bridge SA - Professional

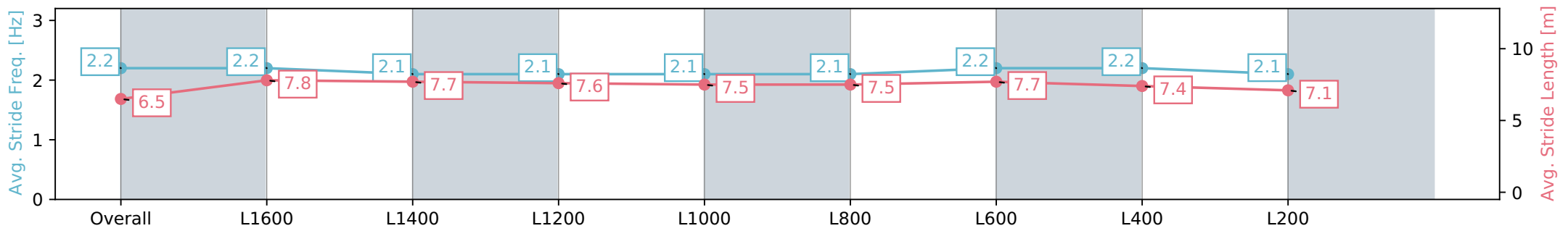
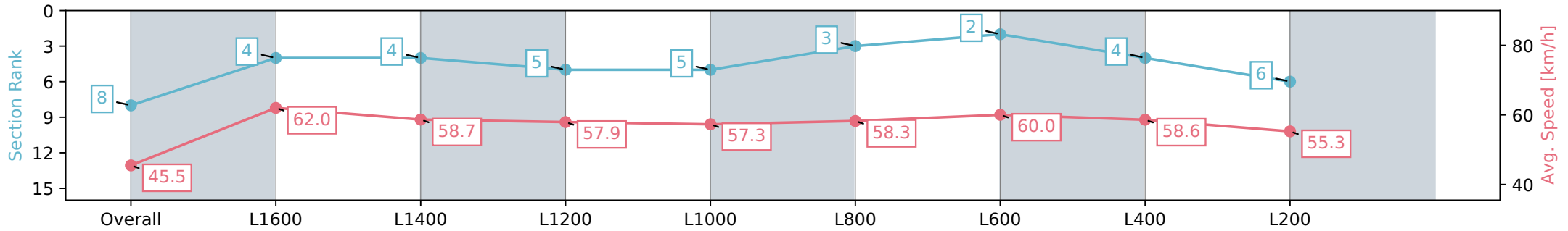
Race 2: Carlton Draught Maiden Plate - 1800m

03 July 2024 - 12:11PM

Track Rating: Soft 5, Weather: Overcast, Rail Position: +7m 1200m Chute, +10m Remainder



Section	Overall	L1600	L1400	L1200	L1000	L800	L600	L400	L200
Section Times	1:54.86 [8] (0:15.84)	1:39.02 [4] (0:11.61)	1:27.41 [4] (0:12.30)	1:15.11 [5] (0:12.43)	1:02.68 [5] (0:12.68)	0:50.00 [3] (0:12.55)	0:37.45 [2] (0:12.15)	0:25.30 [4] (0:12.28)	0:13.02 [6] (0:13.02)
Average Speed [km/h]	45.5	62.0	58.7	57.9	57.3	58.3	60.0	58.6	55.3
Top Speed [km/h]	61.8	62.8	61.8	58.8	58.5	59.3	60.8	60.8	57.5
Avg. Dist. to Rail [m]	4.5	1.8	1.0	0.9	2.1	2.9	3.0	4.3	4.5
Avg. Stride Freq. [Hz]	2.2	2.2	2.1	2.1	2.1	2.1	2.2	2.2	2.1
Avg. Stride Length [m]	6.5	7.8	7.7	7.6	7.5	7.5	7.7	7.4	7.1



[ ] Ranking at each section and finish  
 -:-:- No data available at this section  
 NA No data available

Horse/Jockey Name	MAJESTIC MOSHE/Sophie Logan
Finish Rank	9
Fastest Section Time (Section)	0:11.69 (L1600)
Top Speed [km/h] (Section)	62.4 (Overall)
Race State	Finished



Thomas Farms RC Murray Bridge SA - Professional

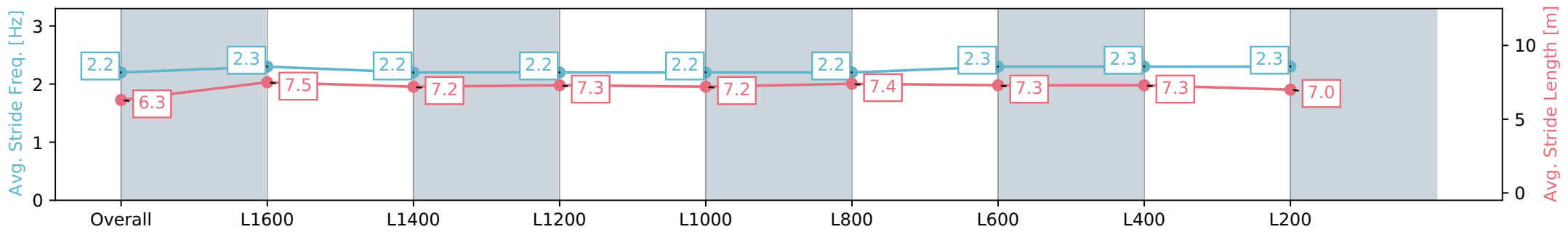
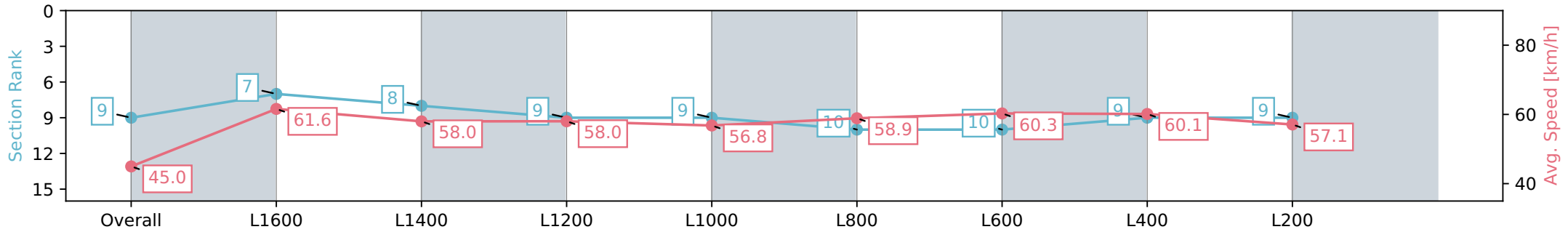
Race 2: Carlton Draught Maiden Plate - 1800m

03 July 2024 - 12:11PM

Track Rating: Soft 5, Weather: Overcast, Rail Position: +7m 1200m  
Chute, +10m Remainder



Section	Overall	L1600	L1400	L1200	L1000	L800	L600	L400	L200
Section Times	1:54.94 [9] (0:16.03)	1:38.91 [7] (0:11.69)	1:27.22 [8] (0:12.42)	1:14.80 [9] (0:12.43)	1:02.37 [9] (0:12.92)	0:49.45 [10] (0:12.60)	0:36.85 [10] (0:12.26)	0:24.59 [9] (0:11.98)	0:12.61 [9] (0:12.61)
Average Speed [km/h]	45.0	61.6	58.0	58.0	56.8	58.9	60.3	60.1	57.1
Top Speed [km/h]	61.5	62.4	61.1	58.7	58.3	60.2	60.6	60.6	59.2
Avg. Dist. to Rail [m]	6.1	2.3	1.8	2.2	3.8	6.0	6.6	8.6	9.4
Avg. Stride Freq. [Hz]	2.2	2.3	2.2	2.2	2.2	2.2	2.3	2.3	2.3
Avg. Stride Length [m]	6.3	7.5	7.2	7.3	7.2	7.4	7.3	7.3	7.0



[ ] Ranking at each section and finish  
 -:-:- No data available at this section  
 NA No data available

Horse/Jockey Name	SIESTA DREAM/Stacey Metcalfe
Finish Rank	10
Fastest Section Time (Section)	0:11.46 (L1600)
Top Speed [km/h] (Section)	64.5 (Overall)
Race State	Finished



Thomas Farms RC Murray Bridge SA - Professional

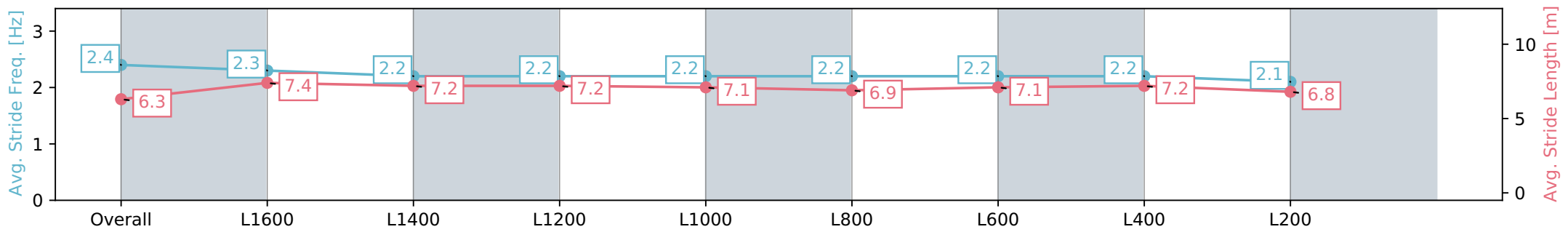
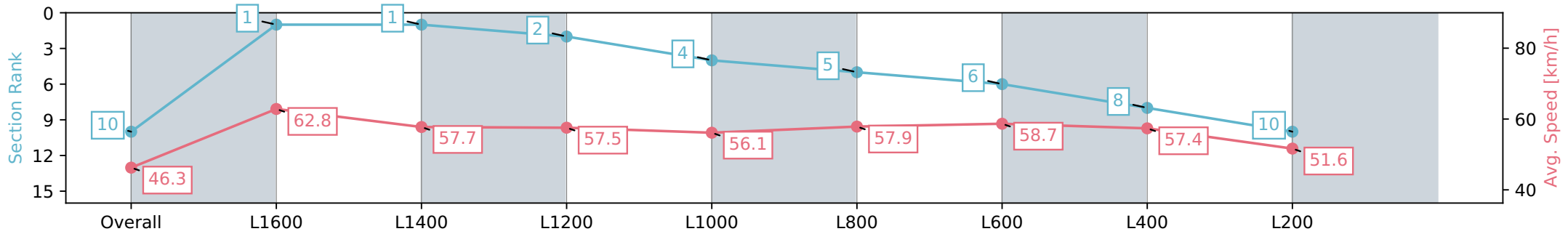
Race 2: Carlton Draught Maiden Plate - 1800m

03 July 2024 - 12:11PM

Track Rating: Soft 5, Weather: Overcast, Rail Position: +7m 1200m Chute, +10m Remainder



Section	Overall	L1600	L1400	L1200	L1000	L800	L600	L400	L200
Section Times	1:56.64 [10] (0:15.56)	1:41.08 [1] (0:11.46)	1:29.62 [1] (0:12.48)	1:17.14 [2] (0:12.55)	1:04.59 [4] (0:13.02)	0:51.57 [5] (0:12.66)	0:38.91 [6] (0:12.41)	0:26.50 [8] (0:12.55)	0:13.95 [10] (0:13.95)
Average Speed [km/h]	46.3	62.8	57.7	57.5	56.1	57.9	58.7	57.4	51.6
Top Speed [km/h]	64.0	64.5	60.7	58.3	57.0	58.5	59.4	59.5	53.1
Avg. Dist. to Rail [m]	2.9	2.2	1.8	2.0	3.1	3.5	2.8	4.1	4.1
Avg. Stride Freq. [Hz]	2.4	2.3	2.2	2.2	2.2	2.2	2.2	2.2	2.1
Avg. Stride Length [m]	6.3	7.4	7.2	7.2	7.1	6.9	7.1	7.2	6.8



[ ] Ranking at each section and finish  
 -:-:- No data available at this section  
 NA No data available

Horse/Jockey Name	THRILLIONAIRE SON/Dylan Caboche
Finish Rank	11
Fastest Section Time (Section)	0:11.82 (L1600)
Top Speed [km/h] (Section)	61.4 (Overall)
Race State	Finished



Thomas Farms RC Murray Bridge SA - Professional

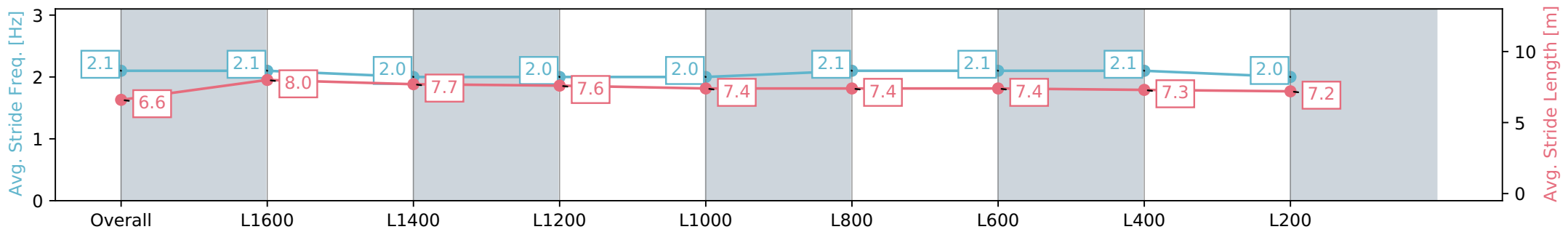
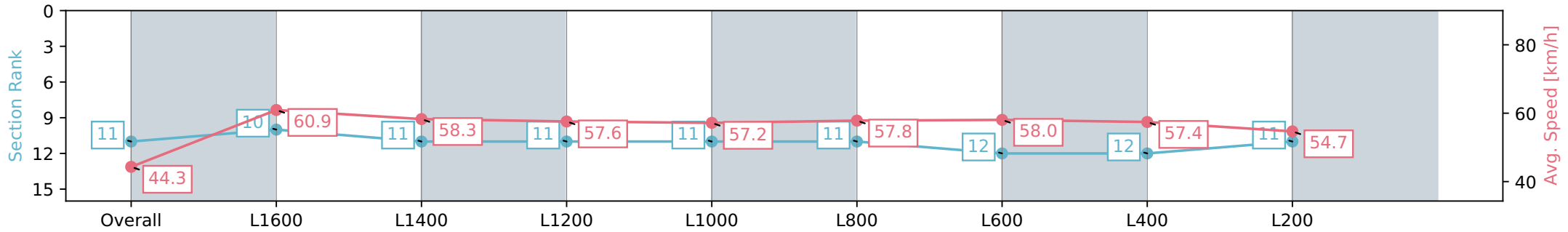
Race 2: Carlton Draught Maiden Plate - 1800m

03 July 2024 - 12:11PM

Track Rating: Soft 5, Weather: Overcast, Rail Position: +7m 1200m  
Chute, +10m Remainder



Section	Overall	L1600	L1400	L1200	L1000	L800	L600	L400	L200
Section Times	1:56.64 [11] (0:16.25)	1:40.39 [10] (0:11.82)	1:28.57 [11] (0:12.35)	1:16.22 [11] (0:12.51)	1:03.71 [11] (0:12.79)	0:50.92 [11] (0:12.65)	0:38.27 [12] (0:12.56)	0:25.70 [12] (0:12.54)	0:13.16 [11] (0:13.16)
Average Speed [km/h]	44.3	60.9	58.3	57.6	57.2	57.8	58.0	57.4	54.7
Top Speed [km/h]	61.3	61.4	60.1	58.9	58.9	58.4	58.9	58.2	55.5
Avg. Dist. to Rail [m]	2.8	1.1	1.1	1.6	2.8	3.2	3.6	6.3	7.2
Avg. Stride Freq. [Hz]	2.1	2.1	2.0	2.0	2.0	2.1	2.1	2.1	2.0
Avg. Stride Length [m]	6.6	8.0	7.7	7.6	7.4	7.4	7.4	7.3	7.2



[ ] Ranking at each section and finish  
 -:-:- No data available at this section  
 NA No data available

Horse/Jockey Name	LUVICCI/Alice Lindsay
Finish Rank	12
Fastest Section Time (Section)	0:11.85 (L1600)
Top Speed [km/h] (Section)	62.4 (Overall)
Race State	Finished



Thomas Farms RC Murray Bridge SA - Professional

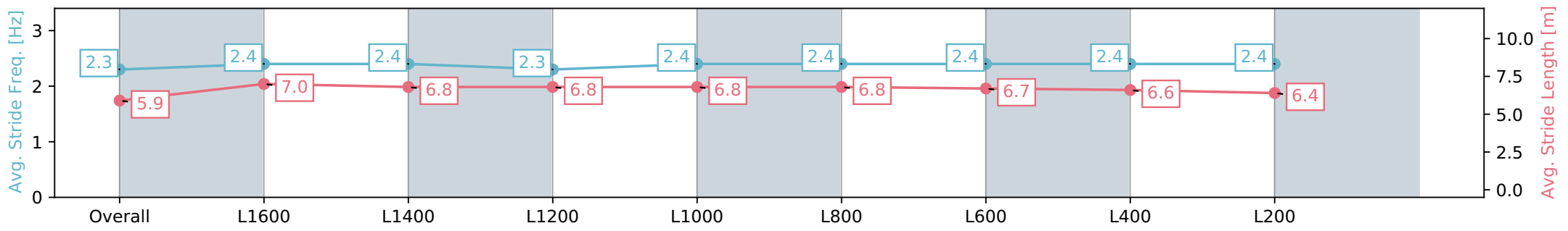
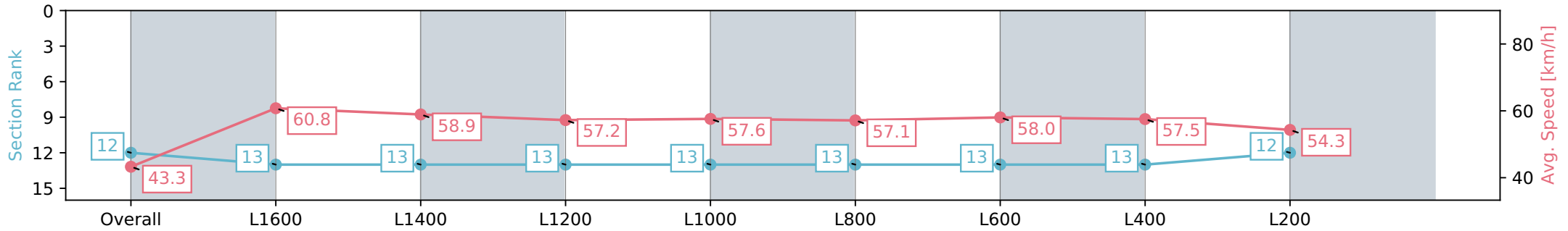
Race 2: Carlton Draught Maiden Plate - 1800m

03 July 2024 - 12:11PM

Track Rating: Soft 5, Weather: Overcast, Rail Position: +7m 1200m  
Chute, +10m Remainder



Section	Overall	L1600	L1400	L1200	L1000	L800	L600	L400	L200
Section Times	1:57.09 [12] (0:16.63)	1:40.46 [13] (0:11.85)	1:28.61 [13] (0:12.22)	1:16.39 [13] (0:12.60)	1:03.79 [13] (0:12.63)	0:51.16 [13] (0:12.83)	0:38.33 [13] (0:12.56)	0:25.77 [13] (0:12.51)	0:13.26 [12] (0:13.26)
Average Speed [km/h]	43.3	60.8	58.9	57.2	57.6	57.1	58.0	57.5	54.3
Top Speed [km/h]	62.1	62.4	61.2	58.9	59.2	58.8	59.6	59.4	57.7
Avg. Dist. to Rail [m]	1.8	0.8	0.6	1.0	2.3	3.1	3.5	5.3	5.8
Avg. Stride Freq. [Hz]	2.3	2.4	2.4	2.3	2.4	2.4	2.4	2.4	2.4
Avg. Stride Length [m]	5.9	7.0	6.8	6.8	6.8	6.8	6.7	6.6	6.4



[ ] Ranking at each section and finish  
 -:-:- No data available at this section  
 NA No data available



Horse/Jockey Name	SULTRINESS/Dom Tourneur
Finish Rank	13
Fastest Section Time (Section)	0:11.48 (L1600)
Top Speed [km/h] (Section)	63.7 (Overall)
Race State	Finished



Thomas Farms RC Murray Bridge SA - Professional

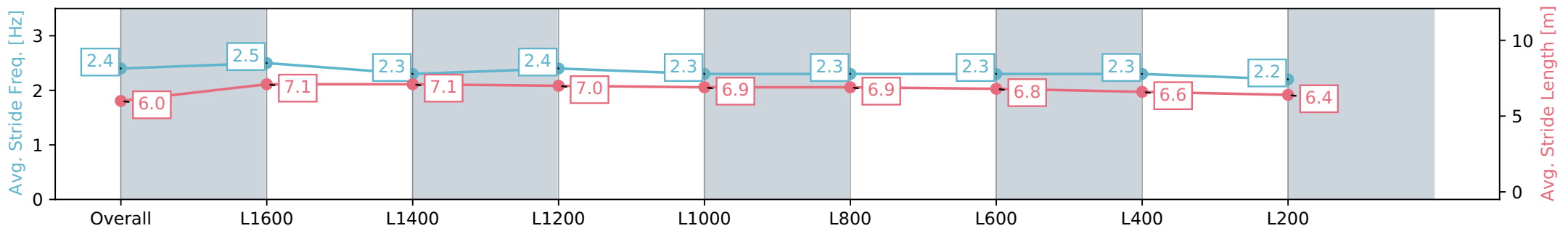
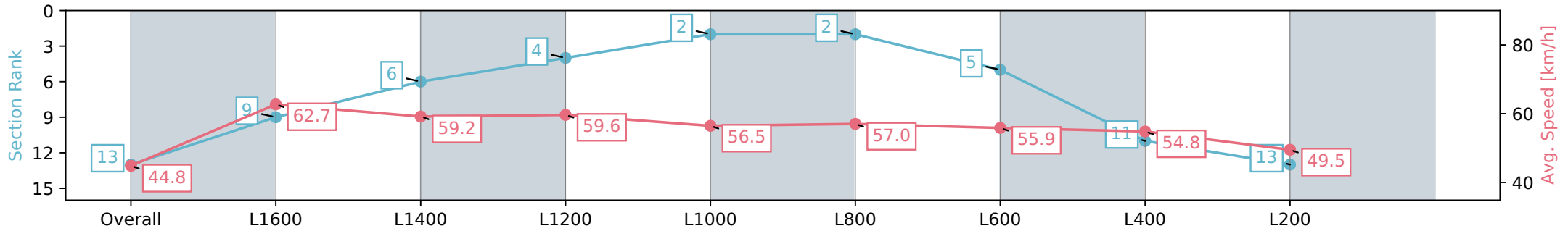
Race 2: Carlton Draught Maiden Plate - 1800m

03 July 2024 - 12:11PM

Track Rating: Soft 5, Weather: Overcast, Rail Position: +7m 1200m Chute, +10m Remainder



Section	Overall	L1600	L1400	L1200	L1000	L800	L600	L400	L200
Section Times	1:58.38 [13] (0:16.09)	1:42.29 [9] (0:11.48)	1:30.81 [6] (0:12.16)	1:18.65 [4] (0:12.11)	1:06.54 [2] (0:12.97)	0:53.57 [2] (0:12.84)	0:40.73 [5] (0:13.06)	0:27.67 [11] (0:13.14)	0:14.53 [13] (0:14.53)
Average Speed [km/h]	44.8	62.7	59.2	59.6	56.5	57.0	55.9	54.8	49.5
Top Speed [km/h]	61.4	63.7	61.3	60.9	57.3	57.9	56.7	55.7	53.4
Avg. Dist. to Rail [m]	10.3	4.5	2.9	2.9	3.4	3.5	3.3	4.4	4.0
Avg. Stride Freq. [Hz]	2.4	2.5	2.3	2.4	2.3	2.3	2.3	2.3	2.2
Avg. Stride Length [m]	6.0	7.1	7.1	7.0	6.9	6.9	6.8	6.6	6.4



[ ] Ranking at each section and finish  
 -:-:- No data available at this section  
 NA No data available