



RACINGSA

Thomas Farms RC Murray Bridge SA

Race 1: Sportsbet Bet With Mates Two-Year-Old Maiden Plate - 1000m

03 July 2024 - 11:36AM

Track Rating: Soft 5, Weather: Overcast, Rail Position: +7m 1200m Chute, +10m
Remainder



Murray Bridge
Racing Club

| Section Field Times | | | | | | | Overall | L800 | L600 | L400 | L200 | | |
|---------------------|----|----------------------------------|---------|------------------|--------------------|------------|----------------------|---------------------------|---------------------------|---------------------------|---------------------------|---------|------------------------------------|
| | | | | | | | 0:59.28 (0:14.38) | 0:44.90 (0:10.98) | 0:33.92 (0:11.11) | 0:22.81 (0:11.11) | 0:11.70 (0:11.70) | | |
| Position | # | Horse/Jockey | Barrier | Top Speed [km/h] | Fastest Section | First 400m | | | | | | Margin | Distance Travelled From Winner [m] |
| 1 | 4 | SIR NOW Margaret Collett | 7 | 67.0 1000-800 | 0:10.97 800-600 | 0:25.35 | 0:59.28 (0:14.38) | 0:44.90 [1] (0:10.97) | 0:33.93 [1] (0:11.12) | 0:22.81 [1] (0:11.11) | 0:11.70 [1] (0:11.70) | 0:59.28 | |
| 2 | 2 | MESROUR Todd Pannell | 8 | 68.1 1000-800 | 0:10.87 800-600 | 0:25.48 | 0:59.28 (0:14.61) | 0:44.67 [3] (0:10.87) | 0:33.80 [2] (0:11.16) | 0:22.64 [2] (0:10.99) | 0:11.65 [2] (0:11.65) | 0.0L | +3 |
| 3 | 5 | SNOOPY NOW Samuel Payne | 9 | 68.3 1000-800 | 0:11.00 800-600 | 0:25.75 | 0:59.57 (0:14.75) | 0:44.82 [6] (0:11.00) | 0:33.82 [4] (0:11.15) | 0:22.67 [4] (0:11.09) | 0:11.58 [4] (0:11.57) | 2.0L | +3 |
| 4 | 10 | MADAM JEANETTE Anna Jordsjo | 4 | 68.1 1000-800 | 0:10.95 800-600 | 0:25.55 | 0:59.61 (0:14.60) | 0:45.01 [2] (0:10.95) | 0:34.06 [3] (0:11.16) | 0:22.90 [3] (0:11.15) | 0:11.75 [3] (0:11.75) | 2.2L | +2 |
| 5 | 9 | LOTTIE JANE Ben Price | 10 | 66.8 1000-800 | 0:11.04 800-600 | 0:26.00 | 1:00.02 (0:14.96) | 0:45.06 [8] (0:11.04) | 0:34.02 [7] (0:11.24) | 0:22.78 [8] (0:11.05) | 0:11.73 [5] (0:11.73) | 4.9L | +4 |
| 6 | 14 | AVANZO Polly Brewster | 11 | 67.5 800-600 | 0:10.90 400-200 | 0:26.43 | 1:00.34 (0:15.11) | 0:45.23 [10] (0:11.32) | 0:33.91 [10] (0:11.19) | 0:22.72 [10] (0:10.90) | 0:11.82 [6] (0:11.82) | 7.1L | +5 |
| 7 | 8 | LADY VANHUSEN Zoe Lloyd | 12 | 66.9 1000-800 | 0:11.10 400-200 | 0:26.14 | 1:00.54 (0:14.87) | 0:45.67 [7] (0:11.27) | 0:34.40 [9] (0:11.43) | 0:22.97 [9] (0:11.10) | 0:11.87 [10] (0:11.87) | 8.4L | +6 |
| 8 | 11 | SMOKIN' EYES Dom Tourneur | 6 | 67.1 1000-800 | 0:11.14 800-600 | 0:25.88 | 1:00.68 (0:14.74) | 0:45.94 [5] (0:11.14) | 0:34.80 [5] (0:11.24) | 0:23.56 [6] (0:11.46) | 0:12.10 [7] (0:12.10) | 9.3L | +2 |
| 9 | 7 | DARLINC Rochelle Milnes | 16 | 66.1 1000-800 | 0:11.20 600-400 | 0:26.00 | 1:00.79 (0:14.74) | 0:46.05 [4] (0:11.26) | 0:34.79 [6] (0:11.20) | 0:23.59 [7] (0:11.40) | 0:12.19 [8] (0:12.19) | 10.1L | +6 |
| 10 | 1 | IT'S ONLY MAGIC Alice Lindsay | 5 | 67.6 1000-800 | 0:10.99 800-600 | 0:26.01 | 1:00.90 (0:15.02) | 0:45.88 [9] (0:10.99) | 0:34.89 [8] (0:11.10) | 0:23.79 [5] (0:11.51) | 0:12.28 [9] (0:12.28) | 10.8L | -1 |

Scratched: Round Two (#3), Surprise Pending (#12), So Grand (#13), Mondello (#15), Bel Hotesse (#16)

Report Created: Wed 03 July 2024 16:22:05 GMT+10 (Note: Timing is based on positional data)

- [] Position in running at each section and finish
- :-:- No data available at this section
- NA No data available
- █ Background shading for fastest section
- # Saddle cloth number
- DNF Did not finish
- DNT Did not track



RACINGSA

Thomas Farms RC Murray Bridge SA

Race 1: Sportsbet Bet With Mates Two-Year-Old Maiden Plate - 1000m

03 July 2024 - 11:36AM

Track Rating: Soft 5, Weather: Overcast, Rail Position: +7m 1200m Chute, +10m
Remainder



Murray Bridge
Racing Club

| Section | Overall | L800 | L600 | L400 | L200 |
|-------------|----------------------|----------------------|----------------------|----------------------|----------------------|
| Field Times | 0:59.28 (0:14.38) | 0:44.90 (0:10.98) | 0:33.92 (0:11.11) | 0:22.81 (0:11.11) | 0:11.70 (0:11.70) |

| Position | # | Horse/Jockey | Barrier | Top Speed [km/h] | Fastest Section | First 400m | Overall | L800 | L600 | L400 | L200 | Margin | Distance Travelled From Winner [m] |
|----------|---|--------------------|---------|------------------|-----------------|------------|-----------|--------------|--------------|--------------|--------------|--------|------------------------------------|
| 11 | 6 | BRIMARVI ROSEMARIE | 3 | 68.1 | 0:10.87 | 0:27.13 | 1:01.33 | 0:45.07 [11] | 0:34.20 [11] | 0:23.19 [11] | 0:12.01 [11] | 13.7L | +2 |
| | | Teagan Voorham | | 1000-800 | 800-600 | | (0:16.26) | (0:10.87) | (0:11.01) | (0:11.18) | (0:12.01) | | |

Scratched: Round Two (#3), Surprise Pending (#12), So Grand (#13), Mondello (#15), Bel Hotesse (#16)

- [] Position in running at each section and finish # Saddle cloth number
- :-:- No data available at this section DNF Did not finish
- NA No data available DNT Did not track
- Background shading for fastest section

| | |
|--------------------------------|--------------------------|
| Horse/Jockey Name | SIR NOW/Margaret Collett |
| Finish Rank | 1 |
| Fastest Section Time (Section) | 0:10.97 (L800) |
| Top Speed [km/h] (Section) | 67.0 (Overall) |
| Race State | Finished |



Thomas Farms RC Murray Bridge SA - Professional

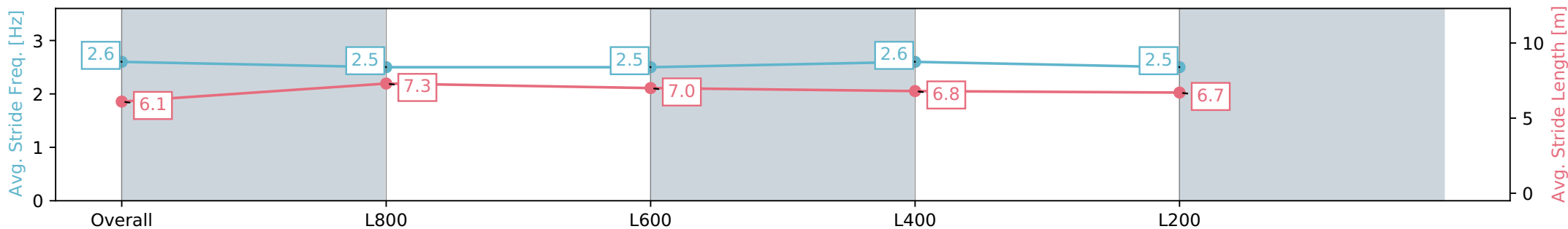
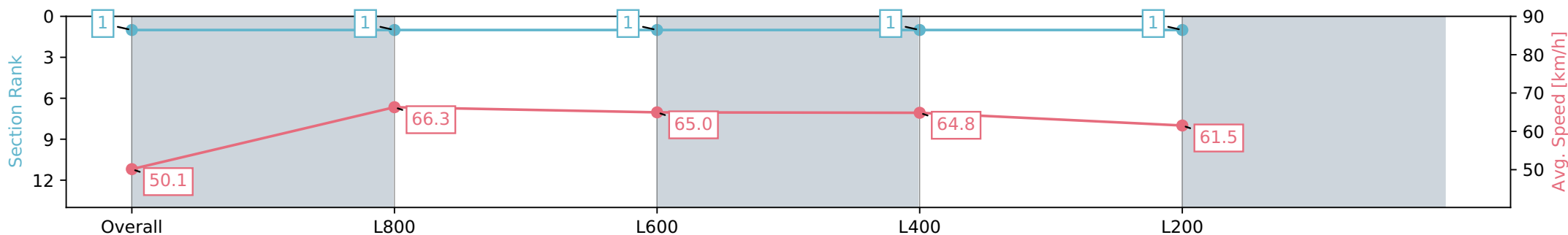
Race 1: Sportsbet Bet With Mates Two-Year-Old Maiden Plate - 1000m

03 July 2024 - 11:36AM

Track Rating: Soft 5, Weather: Overcast, Rail Position: +7m 1200m Chute, +10m Remainder



| Section | Overall | L800 | L600 | L400 | L200 |
|------------------------|--------------------------|--------------------------|--------------------------|--------------------------|--------------------------|
| Section Times | 0:59.28 [1] (0:14.38) | 0:44.90 [1] (0:10.97) | 0:33.93 [1] (0:11.12) | 0:22.81 [1] (0:11.11) | 0:11.70 [1] (0:11.70) |
| Average Speed [km/h] | 50.1 | 66.3 | 65.0 | 64.8 | 61.5 |
| Top Speed [km/h] | 66.5 | 67.0 | 66.6 | 66.6 | 64.6 |
| Avg. Dist. to Rail [m] | 2.6 | 2.8 | 1.2 | 1.7 | 2.1 |
| Avg. Stride Freq. [Hz] | 2.6 | 2.5 | 2.5 | 2.6 | 2.5 |
| Avg. Stride Length [m] | 6.1 | 7.3 | 7.0 | 6.8 | 6.7 |



- [] Ranking at each section and finish
- :-:- No data available at this section
- NA No data available

| | |
|--------------------------------|----------------------|
| Horse/Jockey Name | MESROUR/Todd Pannell |
| Finish Rank | 2 |
| Fastest Section Time (Section) | 0:10.87 (L800) |
| Top Speed [km/h] (Section) | 68.1 (Overall) |
| Race State | Finished |



Thomas Farms RC Murray Bridge SA - Professional

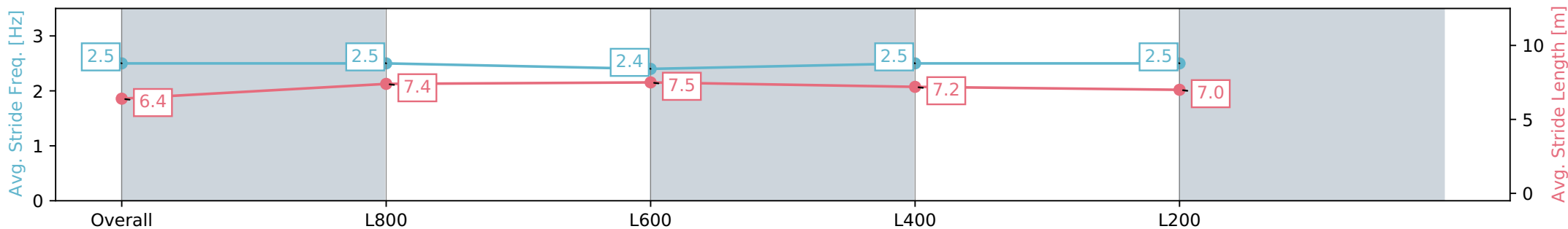
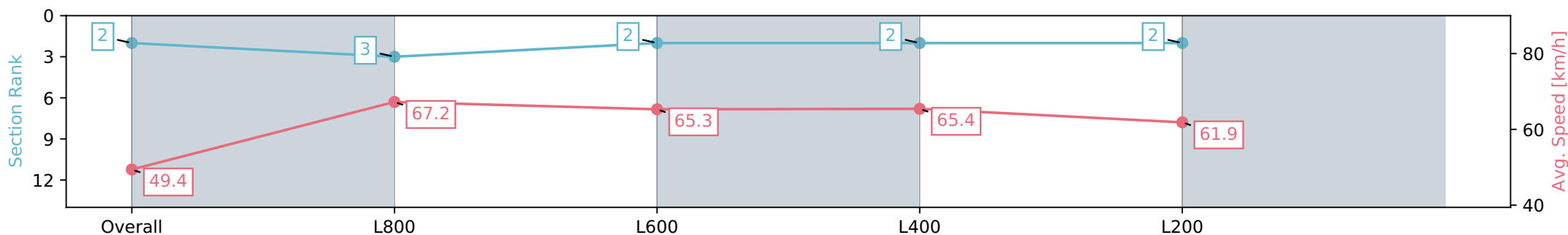
Race 1: Sportsbet Bet With Mates Two-Year-Old Maiden Plate - 1000m

03 July 2024 - 11:36AM

Track Rating: Soft 5, Weather: Overcast, Rail Position: +7m 1200m Chute, +10m Remainder



| Section | Overall | L800 | L600 | L400 | L200 |
|------------------------|--------------------------|--------------------------|--------------------------|--------------------------|--------------------------|
| Section Times | 0:59.28 [2] (0:14.61) | 0:44.67 [3] (0:10.87) | 0:33.80 [2] (0:11.16) | 0:22.64 [2] (0:10.99) | 0:11.65 [2] (0:11.65) |
| Average Speed [km/h] | 49.4 | 67.2 | 65.3 | 65.4 | 61.9 |
| Top Speed [km/h] | 67.5 | 68.1 | 67.0 | 66.1 | 64.3 |
| Avg. Dist. to Rail [m] | 4.6 | 4.7 | 3.0 | 4.6 | 5.3 |
| Avg. Stride Freq. [Hz] | 2.5 | 2.5 | 2.4 | 2.5 | 2.5 |
| Avg. Stride Length [m] | 6.4 | 7.4 | 7.5 | 7.2 | 7.0 |



- [] Ranking at each section and finish
- :-:- No data available at this section
- NA No data available

| | |
|--------------------------------|-------------------------|
| Horse/Jockey Name | SNOOPY NOW/Samuel Payne |
| Finish Rank | 3 |
| Fastest Section Time (Section) | 0:11.00 (L800) |
| Top Speed [km/h] (Section) | 68.3 (Overall) |
| Race State | Finished |



Thomas Farms RC Murray Bridge SA - Professional

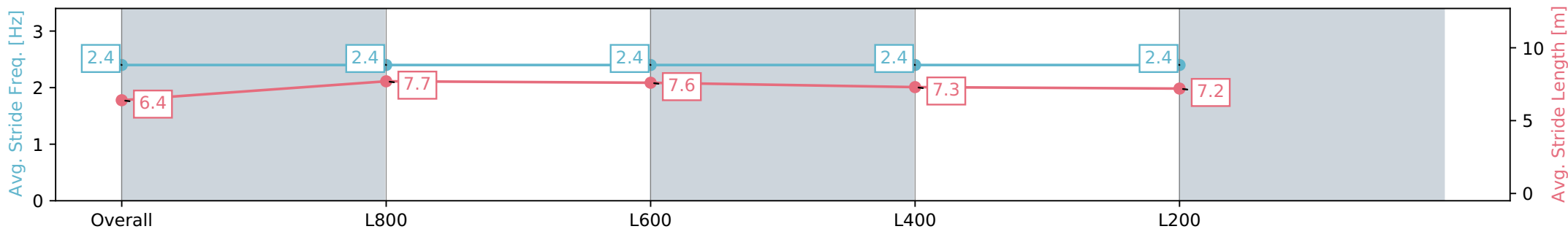
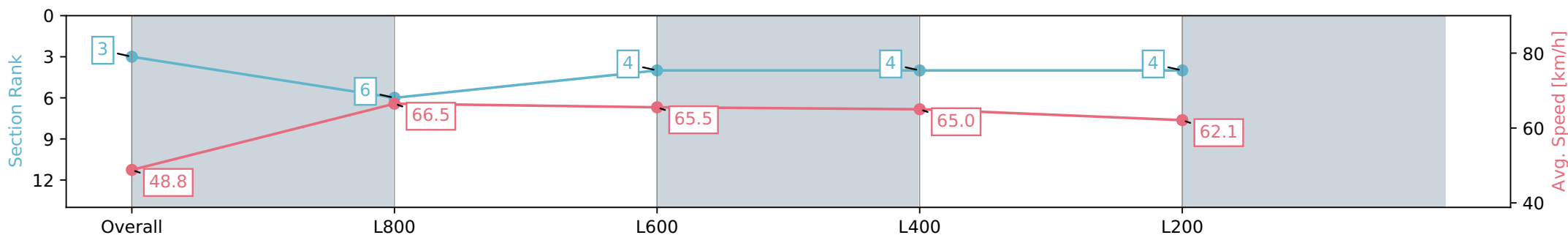
Race 1: Sportsbet Bet With Mates Two-Year-Old Maiden Plate - 1000m

03 July 2024 - 11:36AM

Track Rating: Soft 5, Weather: Overcast, Rail Position: +7m 1200m Chute, +10m Remainder



| Section | Overall | L800 | L600 | L400 | L200 |
|------------------------|--------------------------|--------------------------|--------------------------|--------------------------|--------------------------|
| Section Times | 0:59.57 [3] (0:14.75) | 0:44.82 [6] (0:11.00) | 0:33.82 [4] (0:11.15) | 0:22.67 [4] (0:11.09) | 0:11.58 [4] (0:11.57) |
| Average Speed [km/h] | 48.8 | 66.5 | 65.5 | 65.0 | 62.1 |
| Top Speed [km/h] | 65.9 | 68.3 | 66.1 | 66.1 | 64.0 |
| Avg. Dist. to Rail [m] | 4.5 | 4.6 | 3.9 | 7.1 | 8.8 |
| Avg. Stride Freq. [Hz] | 2.4 | 2.4 | 2.4 | 2.4 | 2.4 |
| Avg. Stride Length [m] | 6.4 | 7.7 | 7.6 | 7.3 | 7.2 |



- [] Ranking at each section and finish
- :-:- No data available at this section
- NA No data available

| | |
|--------------------------------|-----------------------------|
| Horse/Jockey Name | MADAM JEANETTE/Anna Jordsjo |
| Finish Rank | 4 |
| Fastest Section Time (Section) | 0:10.95 (L800) |
| Top Speed [km/h] (Section) | 68.1 (Overall) |
| Race State | Finished |



Thomas Farms RC Murray Bridge SA - Professional

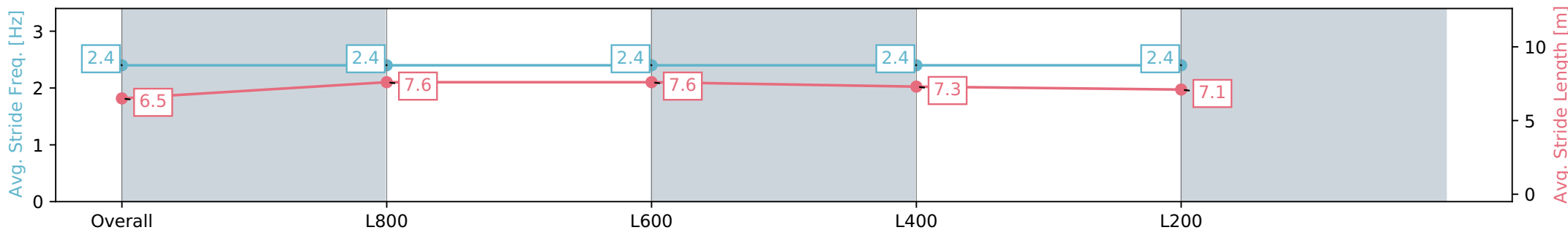
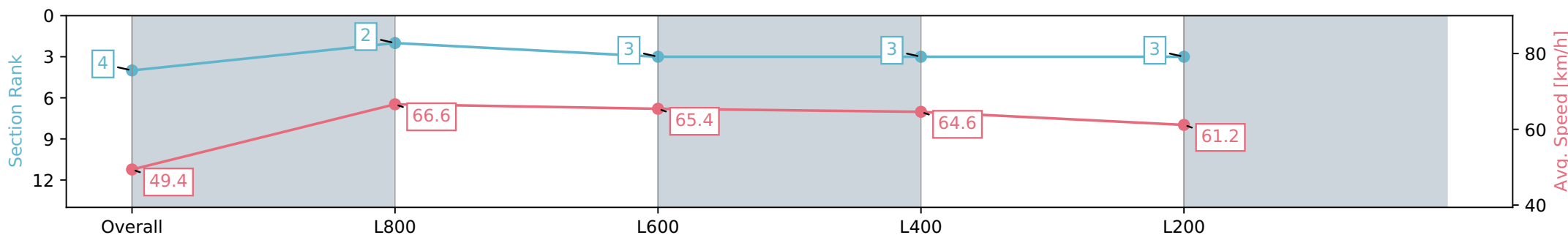
Race 1: Sportsbet Bet With Mates Two-Year-Old Maiden Plate - 1000m

03 July 2024 - 11:36AM

Track Rating: Soft 5, Weather: Overcast, Rail Position: +7m 1200m Chute, +10m Remainder



| Section | Overall | L800 | L600 | L400 | L200 |
|------------------------|--------------------------|--------------------------|--------------------------|--------------------------|--------------------------|
| Section Times | 0:59.61 [4] (0:14.60) | 0:45.01 [2] (0:10.95) | 0:34.06 [3] (0:11.16) | 0:22.90 [3] (0:11.15) | 0:11.75 [3] (0:11.75) |
| Average Speed [km/h] | 49.4 | 66.6 | 65.4 | 64.6 | 61.2 |
| Top Speed [km/h] | 68.0 | 68.1 | 66.5 | 65.8 | 63.3 |
| Avg. Dist. to Rail [m] | 0.6 | 3.4 | 3.8 | 5.6 | 5.5 |
| Avg. Stride Freq. [Hz] | 2.4 | 2.4 | 2.4 | 2.4 | 2.4 |
| Avg. Stride Length [m] | 6.5 | 7.6 | 7.6 | 7.3 | 7.1 |



- [] Ranking at each section and finish
- :-:- No data available at this section
- NA No data available

| | |
|--------------------------------|-----------------------|
| Horse/Jockey Name | LOTTIE JANE/Ben Price |
| Finish Rank | 5 |
| Fastest Section Time (Section) | 0:11.04 (L800) |
| Top Speed [km/h] (Section) | 66.8 (Overall) |
| Race State | Finished |



Thomas Farms RC Murray Bridge SA - Professional

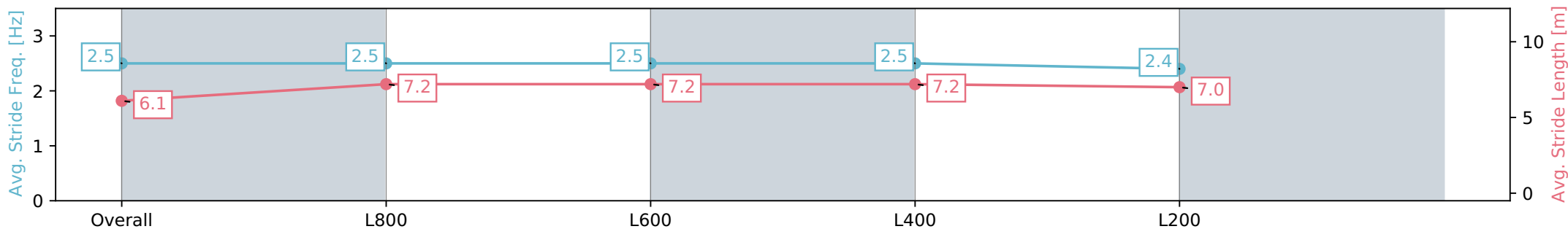
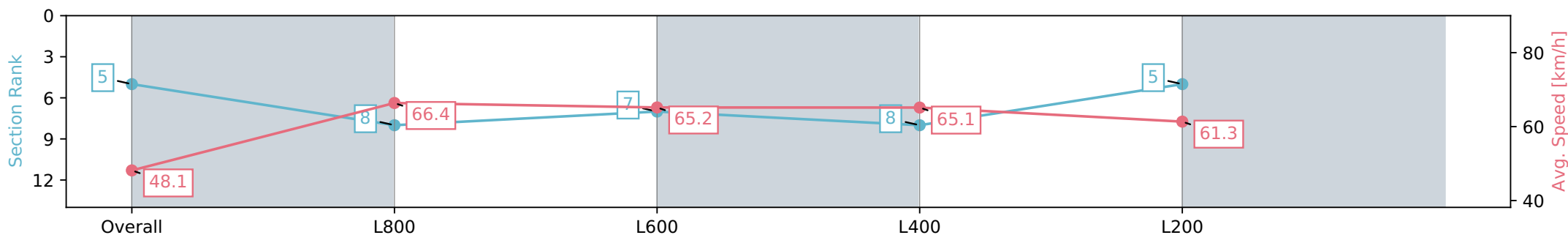
Race 1: Sportsbet Bet With Mates Two-Year-Old Maiden Plate - 1000m

03 July 2024 - 11:36AM

Track Rating: Soft 5, Weather: Overcast, Rail Position: +7m 1200m Chute, +10m Remainder



| Section | Overall | L800 | L600 | L400 | L200 |
|------------------------|--------------------------|--------------------------|--------------------------|--------------------------|--------------------------|
| Section Times | 1:00.02 [5] (0:14.96) | 0:45.06 [8] (0:11.04) | 0:34.02 [7] (0:11.24) | 0:22.78 [8] (0:11.05) | 0:11.73 [5] (0:11.73) |
| Average Speed [km/h] | 48.1 | 66.4 | 65.2 | 65.1 | 61.3 |
| Top Speed [km/h] | 65.4 | 66.8 | 66.5 | 66.8 | 63.6 |
| Avg. Dist. to Rail [m] | 4.7 | 5.0 | 4.6 | 8.7 | 6.8 |
| Avg. Stride Freq. [Hz] | 2.5 | 2.5 | 2.5 | 2.5 | 2.4 |
| Avg. Stride Length [m] | 6.1 | 7.2 | 7.2 | 7.2 | 7.0 |



- [] Ranking at each section and finish
- :-:- No data available at this section
- NA No data available

| | |
|--------------------------------|-----------------------|
| Horse/Jockey Name | AVANZO/Polly Brewster |
| Finish Rank | 6 |
| Fastest Section Time (Section) | 0:10.90 (L400) |
| Top Speed [km/h] (Section) | 67.5 (L800) |
| Race State | Finished |



Thomas Farms RC Murray Bridge SA - Professional

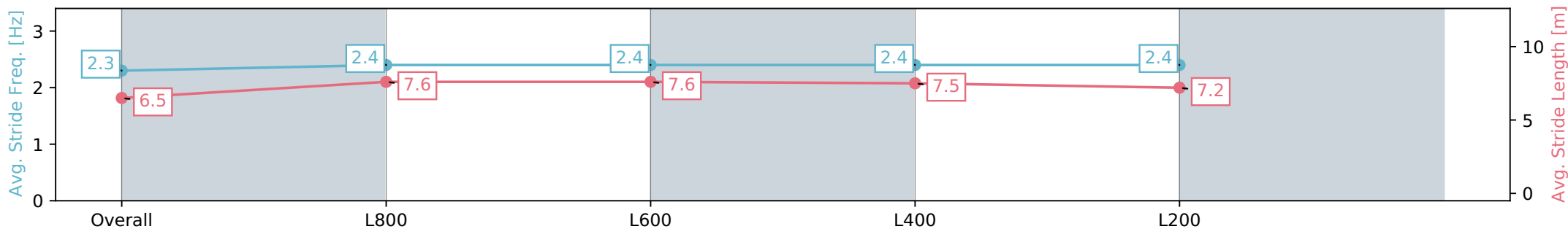
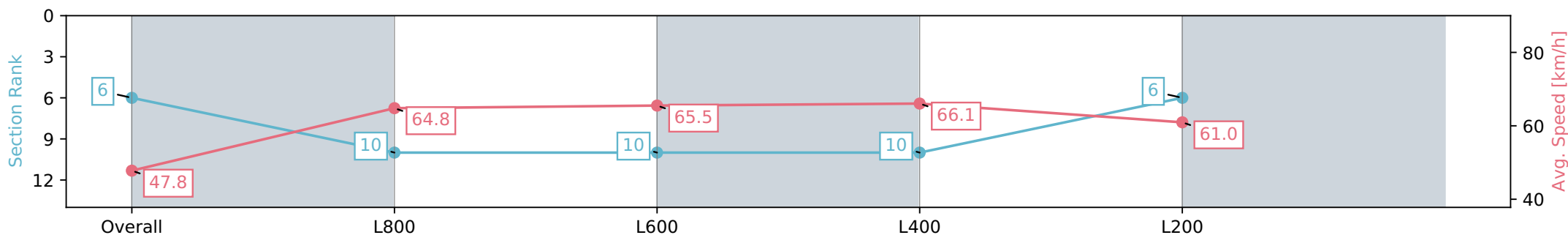
Race 1: Sportsbet Bet With Mates Two-Year-Old Maiden Plate - 1000m

03 July 2024 - 11:36AM

Track Rating: Soft 5, Weather: Overcast, Rail Position: +7m 1200m Chute, +10m Remainder



| Section | Overall | L800 | L600 | L400 | L200 |
|------------------------|--------------------------|---------------------------|---------------------------|---------------------------|--------------------------|
| Section Times | 1:00.34 [6] (0:15.11) | 0:45.23 [10] (0:11.32) | 0:33.91 [10] (0:11.19) | 0:22.72 [10] (0:10.90) | 0:11.82 [6] (0:11.82) |
| Average Speed [km/h] | 47.8 | 64.8 | 65.5 | 66.1 | 61.0 |
| Top Speed [km/h] | 66.3 | 66.3 | 67.5 | 67.4 | 64.4 |
| Avg. Dist. to Rail [m] | 6.2 | 6.2 | 4.5 | 6.8 | 2.9 |
| Avg. Stride Freq. [Hz] | 2.3 | 2.4 | 2.4 | 2.4 | 2.4 |
| Avg. Stride Length [m] | 6.5 | 7.6 | 7.6 | 7.5 | 7.2 |



- [] Ranking at each section and finish
- :-:- No data available at this section
- NA No data available

| | |
|--------------------------------|-------------------------|
| Horse/Jockey Name | LADY VANHUSEN/Zoe Lloyd |
| Finish Rank | 7 |
| Fastest Section Time (Section) | 0:11.10 (L400) |
| Top Speed [km/h] (Section) | 66.9 (Overall) |
| Race State | Finished |



Thomas Farms RC Murray Bridge SA - Professional

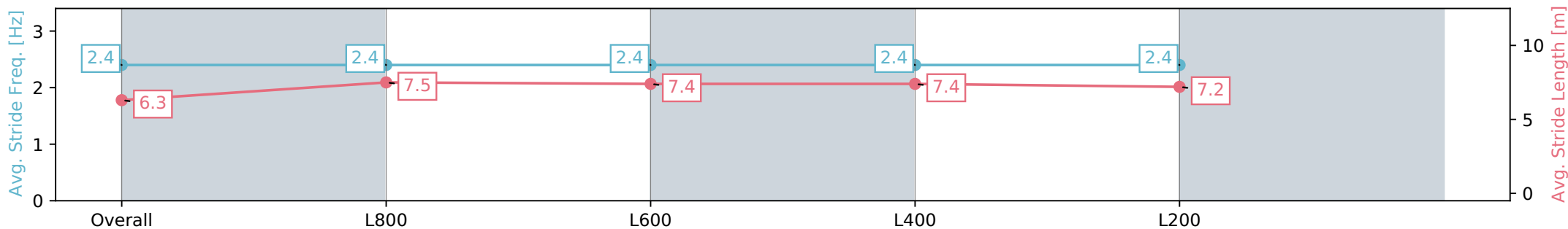
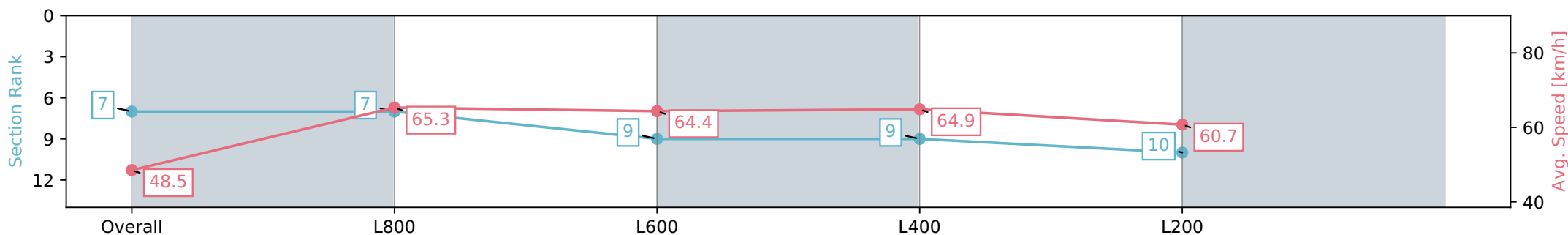
Race 1: Sportsbet Bet With Mates Two-Year-Old Maiden Plate - 1000m

03 July 2024 - 11:36AM

Track Rating: Soft 5, Weather: Overcast, Rail Position: +7m 1200m Chute, +10m Remainder



| Section | Overall | L800 | L600 | L400 | L200 |
|------------------------|--------------------------|--------------------------|--------------------------|--------------------------|---------------------------|
| Section Times | 1:00.54 [7] (0:14.87) | 0:45.67 [7] (0:11.27) | 0:34.40 [9] (0:11.43) | 0:22.97 [9] (0:11.10) | 0:11.87 [10] (0:11.87) |
| Average Speed [km/h] | 48.5 | 65.3 | 64.4 | 64.9 | 60.7 |
| Top Speed [km/h] | 65.8 | 66.9 | 65.8 | 66.5 | 64.0 |
| Avg. Dist. to Rail [m] | 7.6 | 6.8 | 5.4 | 8.8 | 8.6 |
| Avg. Stride Freq. [Hz] | 2.4 | 2.4 | 2.4 | 2.4 | 2.4 |
| Avg. Stride Length [m] | 6.3 | 7.5 | 7.4 | 7.4 | 7.2 |



- [] Ranking at each section and finish
- :-:- No data available at this section
- NA No data available

| | |
|--------------------------------|---------------------------|
| Horse/Jockey Name | SMOKIN' EYES/Dom Tourneur |
| Finish Rank | 8 |
| Fastest Section Time (Section) | 0:11.14 (L800) |
| Top Speed [km/h] (Section) | 67.1 (Overall) |
| Race State | Finished |



Thomas Farms RC Murray Bridge SA - Professional

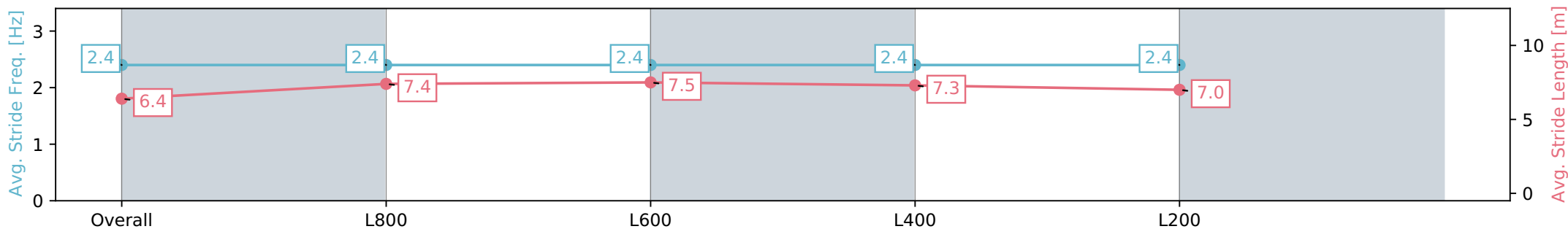
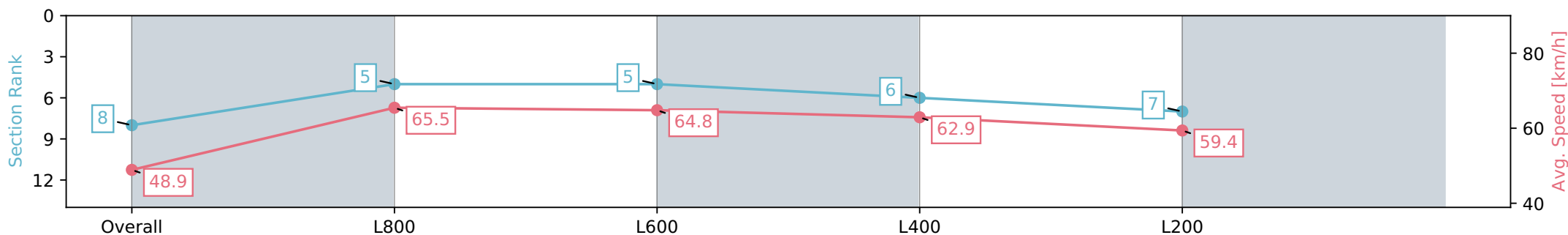
Race 1: Sportsbet Bet With Mates Two-Year-Old Maiden Plate - 1000m

03 July 2024 - 11:36AM

Track Rating: Soft 5, Weather: Overcast, Rail Position: +7m 1200m Chute, +10m Remainder



| Section | Overall | L800 | L600 | L400 | L200 |
|------------------------|--------------------------|--------------------------|--------------------------|--------------------------|--------------------------|
| Section Times | 1:00.68 [8] (0:14.74) | 0:45.94 [5] (0:11.14) | 0:34.80 [5] (0:11.24) | 0:23.56 [6] (0:11.46) | 0:12.10 [7] (0:12.10) |
| Average Speed [km/h] | 48.9 | 65.5 | 64.8 | 62.9 | 59.4 |
| Top Speed [km/h] | 66.2 | 67.1 | 66.1 | 64.4 | 61.4 |
| Avg. Dist. to Rail [m] | 1.1 | 3.7 | 2.9 | 4.9 | 4.7 |
| Avg. Stride Freq. [Hz] | 2.4 | 2.4 | 2.4 | 2.4 | 2.4 |
| Avg. Stride Length [m] | 6.4 | 7.4 | 7.5 | 7.3 | 7.0 |



- [] Ranking at each section and finish
- :-:- No data available at this section
- NA No data available

| | |
|--------------------------------|-------------------------|
| Horse/Jockey Name | DARLINC/Rochelle Milnes |
| Finish Rank | 9 |
| Fastest Section Time (Section) | 0:11.20 (L600) |
| Top Speed [km/h] (Section) | 66.1 (Overall) |
| Race State | Finished |



Thomas Farms RC Murray Bridge SA - Professional

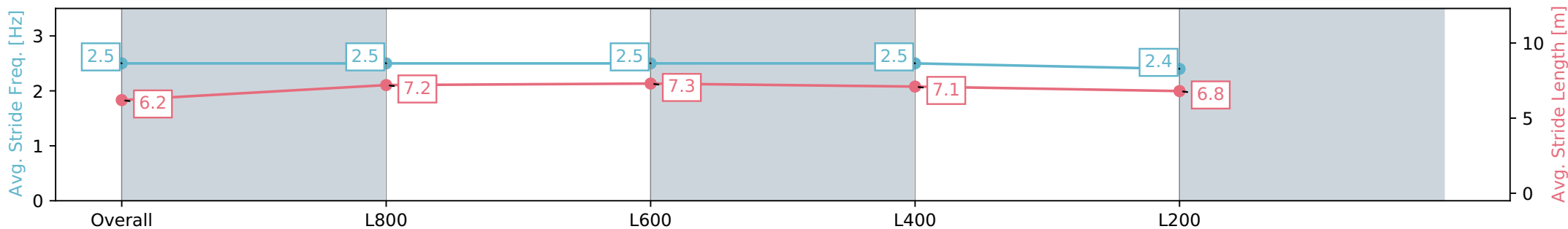
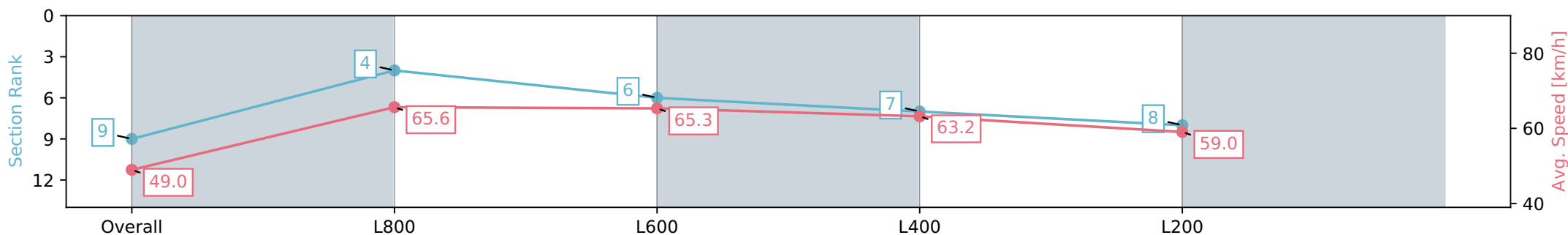
Race 1: Sportsbet Bet With Mates Two-Year-Old Maiden Plate - 1000m

03 July 2024 - 11:36AM

Track Rating: Soft 5, Weather: Overcast, Rail Position: +7m 1200m Chute, +10m Remainder



| Section | Overall | L800 | L600 | L400 | L200 |
|------------------------|--------------------------|--------------------------|--------------------------|--------------------------|--------------------------|
| Section Times | 1:00.79 [9] (0:14.74) | 0:46.05 [4] (0:11.26) | 0:34.79 [6] (0:11.20) | 0:23.59 [7] (0:11.40) | 0:12.19 [8] (0:12.19) |
| Average Speed [km/h] | 49.0 | 65.6 | 65.3 | 63.2 | 59.0 |
| Top Speed [km/h] | 65.9 | 66.1 | 66.0 | 65.2 | 61.5 |
| Avg. Dist. to Rail [m] | 8.2 | 7.9 | 4.2 | 6.5 | 5.8 |
| Avg. Stride Freq. [Hz] | 2.5 | 2.5 | 2.5 | 2.5 | 2.4 |
| Avg. Stride Length [m] | 6.2 | 7.2 | 7.3 | 7.1 | 6.8 |



- [] Ranking at each section and finish
- :-:- No data available at this section
- NA No data available

| | |
|--------------------------------|-------------------------------|
| Horse/Jockey Name | IT'S ONLY MAGIC/Alice Lindsay |
| Finish Rank | 10 |
| Fastest Section Time (Section) | 0:10.99 (L800) |
| Top Speed [km/h] (Section) | 67.6 (Overall) |
| Race State | Finished |



Thomas Farms RC Murray Bridge SA - Professional

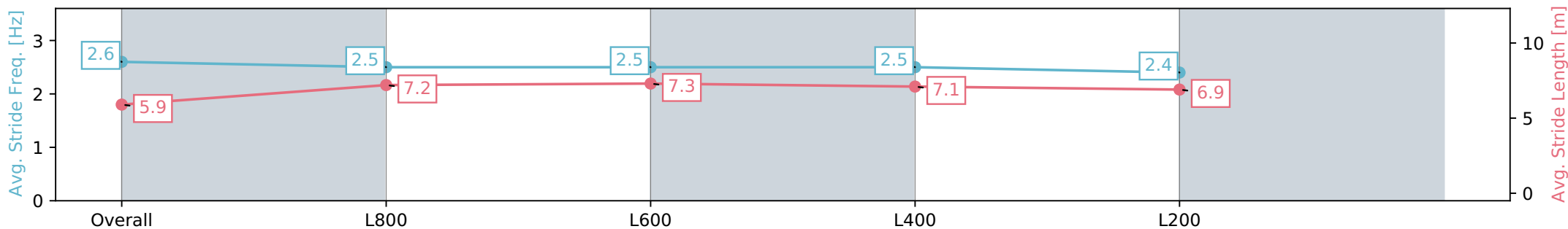
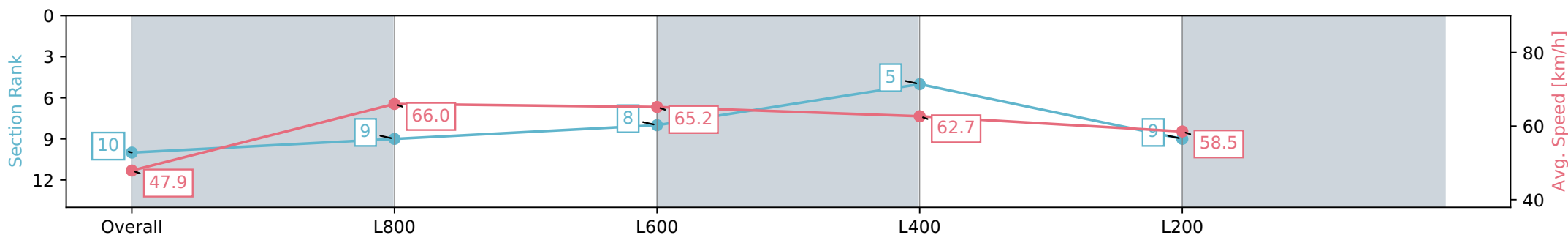
Race 1: Sportsbet Bet With Mates Two-Year-Old Maiden Plate - 1000m

03 July 2024 - 11:36AM

Track Rating: Soft 5, Weather: Overcast, Rail Position: +7m 1200m Chute, +10m Remainder



| Section | Overall | L800 | L600 | L400 | L200 |
|------------------------|---------------------------|--------------------------|--------------------------|--------------------------|--------------------------|
| Section Times | 1:00.90 [10] (0:15.02) | 0:45.88 [9] (0:10.99) | 0:34.89 [8] (0:11.10) | 0:23.79 [5] (0:11.51) | 0:12.28 [9] (0:12.28) |
| Average Speed [km/h] | 47.9 | 66.0 | 65.2 | 62.7 | 58.5 |
| Top Speed [km/h] | 66.5 | 67.6 | 65.7 | 64.7 | 61.3 |
| Avg. Dist. to Rail [m] | 0.6 | 2.4 | 1.5 | 2.8 | 2.5 |
| Avg. Stride Freq. [Hz] | 2.6 | 2.5 | 2.5 | 2.5 | 2.4 |
| Avg. Stride Length [m] | 5.9 | 7.2 | 7.3 | 7.1 | 6.9 |



- [] Ranking at each section and finish
- :-:- No data available at this section
- NA No data available

| | |
|--------------------------------|-----------------------------------|
| Horse/Jockey Name | BRIMARVI ROSEMARIE/Teagan Voorham |
| Finish Rank | 11 |
| Fastest Section Time (Section) | 0:10.87 (L800) |
| Top Speed [km/h] (Section) | 68.1 (Overall) |
| Race State | Finished |



Thomas Farms RC Murray Bridge SA - Professional

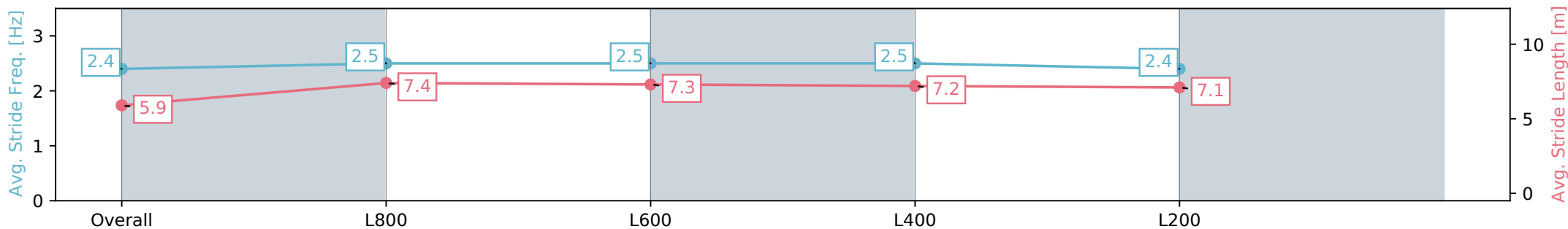
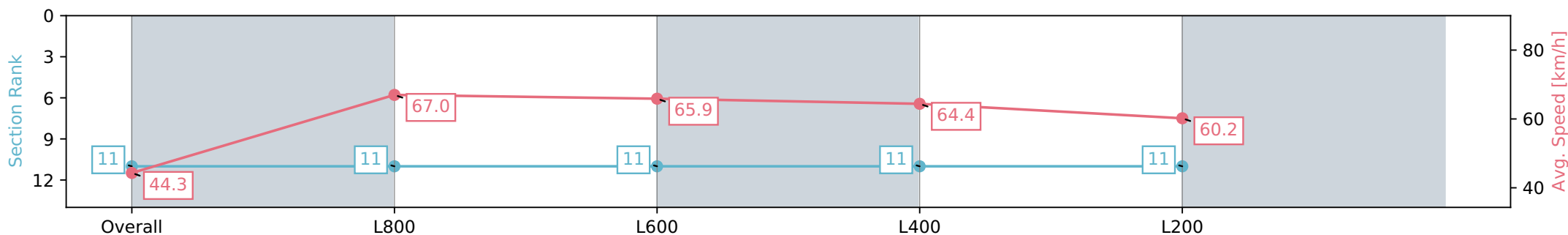
Race 1: Sportsbet Bet With Mates Two-Year-Old Maiden Plate - 1000m

03 July 2024 - 11:36AM

Track Rating: Soft 5, Weather: Overcast, Rail Position: +7m 1200m Chute, +10m Remainder



| Section | Overall | L800 | L600 | L400 | L200 |
|------------------------|---------------------------|---------------------------|---------------------------|---------------------------|---------------------------|
| Section Times | 1:01.33 [11] (0:16.26) | 0:45.07 [11] (0:10.87) | 0:34.20 [11] (0:11.01) | 0:23.19 [11] (0:11.18) | 0:12.01 [11] (0:12.01) |
| Average Speed [km/h] | 44.3 | 67.0 | 65.9 | 64.4 | 60.2 |
| Top Speed [km/h] | 66.0 | 68.1 | 67.1 | 65.2 | 62.5 |
| Avg. Dist. to Rail [m] | 1.4 | 3.3 | 2.3 | 4.0 | 6.0 |
| Avg. Stride Freq. [Hz] | 2.4 | 2.5 | 2.5 | 2.5 | 2.4 |
| Avg. Stride Length [m] | 5.9 | 7.4 | 7.3 | 7.2 | 7.1 |



- [] Ranking at each section and finish
- :-:- No data available at this section
- NA No data available