



RACINGSA

Thomas Farms RC Murray Bridge SA

Race 10: Sportsbet Same Race Multi Handicap - 1800m

15 June 2024 - 4:22PM

Track Rating: Soft 6, Weather: Overcast, Rail Position: True



Murray Bridge
Racing Club

Section Field Times							Overall	L1600	L1400	L1200	L1000	L800		
							1:51.83 (0:13.44)	1:38.39 (0:11.01)	1:27.38 (0:11.43)	1:15.95 (0:12.41)	1:03.54 (0:13.06)	0:50.48 (0:12.76)		
Position	#	Horse/Jockey	Barrier	Top Speed [km/h]	Fastest Section	First 400m							Distance Travelled From Winner [m]	
1	5	TIPPA Rochelle Milnes	13	64.7 1800-1600	0:11.34 1600-1400	0:25.36	1:51.83 (0:14.02)	1:37.81 [10] (0:11.34)	1:26.47 [9] (0:11.62)	1:14.85 [9] (0:12.20)	1:02.65 [9] (0:12.94)	0:49.71 [10] (0:12.70)		
2	4	ICHIBANSAN Jacob Opperman	9	64.1 1800-1600	0:11.42 1600-1400	0:25.19	1:52.19 (0:13.77)	1:38.42 [7] (0:11.42)	1:27.00 [6] (0:11.62)	1:15.38 [7] (0:12.21)	1:03.17 [8] (0:12.91)	0:50.26 [7] (0:12.67)	-6	
3	9	FOX GEM Dom Tourneur	20	64.8 1800-1600	0:11.33 1600-1400	0:25.98	1:52.35 (0:14.65)	1:37.70 [14] (0:11.33)	1:26.37 [13] (0:11.72)	1:14.65 [13] (0:12.04)	1:02.61 [13] (0:12.52)	0:50.09 [12] (0:12.73)	-5	
4	15	ANY LUCK Kate Walters	8	67.4 1800-1600	0:11.35 1600-1400	0:24.93	1:52.39 (0:13.57)	1:38.81 [5] (0:11.35)	1:27.46 [5] (0:11.60)	1:15.86 [5] (0:12.17)	1:03.69 [5] (0:13.00)	0:50.69 [5] (0:12.61)	+0	
5	16	HAYAI MESU Margaret Collett	7	64.7 1800-1600	0:11.36 1600-1400	0:24.89	1:52.41 (0:13.53)	1:38.88 [4] (0:11.36)	1:27.52 [4] (0:11.52)	1:16.00 [4] (0:12.19)	1:03.81 [3] (0:13.01)	0:50.80 [3] (0:12.76)	-10	
6	2	SMILING ASSASSIN Campbell Rawiller	15	61.9 1800-1600	0:11.76 1600-1400	0:25.99	1:52.48 (0:14.23)	1:38.25 [11] (0:11.76)	1:26.49 [14] (0:11.95)	1:14.54 [14] (0:12.11)	1:02.43 [14] (0:12.31)	0:50.12 [13] (0:12.60)	+5	
7	10	HAMSLETTE Caitlin Jones	10	63.9 1800-1600	0:11.54 1600-1400	0:25.21	1:52.83 (0:13.67)	1:39.16 [6] (0:11.54)	1:27.62 [7] (0:11.64)	1:15.98 [8] (0:12.12)	1:03.86 [7] (0:12.98)	0:50.88 [8] (0:12.61)	-1	
8	8	CHOSEN MISS Felicity Atkinson	12	64.5 1800-1600	0:11.31 1600-1400	0:25.24	1:52.83 (0:13.93)	1:38.90 [9] (0:11.31)	1:27.59 [8] (0:11.53)	1:16.06 [6] (0:12.01)	1:04.05 [6] (0:13.09)	0:50.96 [6] (0:12.81)	-8	
9	13	LONGER ROUTE Samuel Payne	3	66.7 1800-1600	0:11.02 1600-1400	0:24.50	1:52.93 (0:13.48)	1:39.45 [2] (0:11.02)	1:28.43 [2] (0:11.45)	1:16.98 [2] (0:12.35)	1:04.63 [2] (0:13.09)	0:51.54 [2] (0:12.74)	-5	
10	11	BURNT BY BERNIE Jessica Eaton	4	65.0 1800-1600	0:11.28 1600-1400	0:24.72	1:52.97 (0:13.44)	1:39.53 [1] (0:11.28)	1:28.25 [3] (0:11.67)	1:16.58 [3] (0:12.22)	1:04.36 [4] (0:13.03)	0:51.33 [4] (0:12.62)	-7	

Scratched: Holmes (#6), Tolerance (#7), Headsmart (#12), Dolcemente (#14), Understatement (#18), Medal Quest (#20)

Report Created: Sat 15 June 2024 17:14:57 GMT+10 (Note: Timing is based on positional data)

- [] Position in running at each section and finish # Saddle cloth number
- :-:- No data available at this section DNF Did not finish
- NA No data available DNT Did not track
- █ Background shading for fastest section



RACINGSA

Thomas Farms RC Murray Bridge SA Race 10: Sportsbet Same Race Multi Handicap - 1800m

15 June 2024 - 4:22PM

Track Rating: Soft 6, Weather: Overcast, Rail Position: True



Murray Bridge
Racing Club

Section													Overall	L1600	L1400	L1200	L1000	L800	
Field Times													1:51.83 (0:13.44)	1:38.39 (0:11.01)	1:27.38 (0:11.43)	1:15.95 (0:12.41)	1:03.54 (0:13.06)	0:50.48 (0:12.76)	
Position	#	Horse/Jockey	Barrier	Top Speed [km/h]	Fastest Section	First 400m									Distance Travelled From Winner [m]				
11	1	BADONKIDONK	16	65.3	0:11.23	0:25.62	1:53.16	1:38.77 [13]	1:27.54 [12]	1:15.83 [11]	1:03.66 [11]	0:50.93 [11]		+1					
		Alana Livesey		1800-1600	1600-1400		(0:14.39)	(0:11.23)	(0:11.71)	(0:12.17)	(0:12.73)	(0:12.67)							
12	3	FLYWAY	19	64.1	0:11.33	0:25.61	1:53.70	1:39.42 [12]	1:28.09 [11]	1:16.23 [12]	1:04.01 [12]	0:51.31 [14]		+4					
		Justin Potter		1800-1600	1600-1400		(0:14.28)	(0:11.33)	(0:11.86)	(0:12.22)	(0:12.70)	(0:12.80)							
13	19	WARRANTYTE ROAD	11	62.8	0:11.62	0:25.44	1:53.71	1:39.89 [8]	1:28.27 [10]	1:16.50 [10]	1:04.38 [10]	0:51.74 [9]		-1					
		Stacey Metcalfe		1800-1600	1600-1400		(0:13.82)	(0:11.62)	(0:11.77)	(0:12.12)	(0:12.64)	(0:12.76)							
14	17	OVABENT	1	66.6	0:10.95	0:24.45	1:53.87	1:40.37 [3]	1:29.42 [1]	1:17.99 [1]	1:05.59 [1]	0:52.53 [1]		-10					
		Teagan Voorham		1800-1600	1600-1400		(0:13.50)	(0:10.95)	(0:11.43)	(0:12.40)	(0:13.06)	(0:12.76)							

Scratched: Holmes (#6), Tolerance (#7), Headsmart (#12), Dolcemente (#14), Understatement (#18), Medal Quest (#20)

- [] Position in running at each section and finish # Saddle cloth number
- :-:- No data available at this section DNF Did not finish
- NA No data available DNT Did not track
- █ Background shading for fastest section



RACINGSA

Thomas Farms RC Murray Bridge SA Race 10: Sportsbet Same Race Multi Handicap - 1800m

15 June 2024 - 4:22PM

Track Rating: Soft 6, Weather: Overcast, Rail Position: True



Murray Bridge
Racing Club

Section												L600	L400	L200		
Field Times												0:37.72 (0:12.34)	0:25.39 (0:12.61)	0:12.77 (0:12.77)		
Position	#	Horse/Jockey	Barrier	Top Speed [km/h]	Fastest Section	First 400m				Margin				Distance Travelled From Winner [m]		
1	5	TIPPA Rochelle Milnes	13	64.7 1800-1600	0:11.34 1600-1400	0:25.36	0:37.01 [10] (0:12.43)	0:24.58 [10] (0:11.99)	0:12.59 [3] (0:12.59)	1:51.83						
2	4	ICHIBANSAN Jacob Opperman	9	64.1 1800-1600	0:11.42 1600-1400	0:25.19	0:37.59 [7] (0:12.35)	0:25.24 [7] (0:12.26)	0:12.98 [2] (0:12.98)	2.2L				-6		
3	9	FOX GEM Dom Tourneur	20	64.8 1800-1600	0:11.33 1600-1400	0:25.98	0:37.36 [13] (0:12.21)	0:25.15 [9] (0:12.18)	0:12.97 [5] (0:12.97)	3.2L				-5		
4	15	ANY LUCK Kate Walters	8	67.4 1800-1600	0:11.35 1600-1400	0:24.93	0:38.08 [4] (0:12.28)	0:25.79 [2] (0:12.45)	0:13.34 [1] (0:13.34)	3.4L				+0		
5	16	HAYAI MESU Margaret Collett	7	64.7 1800-1600	0:11.36 1600-1400	0:24.89	0:38.04 [5] (0:12.46)	0:25.58 [5] (0:12.62)	0:12.96 [7] (0:12.96)	3.5L				-10		
6	2	SMILING ASSASSIN Campbell Rawiller	15	61.9 1800-1600	0:11.76 1600-1400	0:25.99	0:37.52 [12] (0:12.40)	0:25.12 [11] (0:12.26)	0:12.86 [10] (0:12.86)	3.9L				+5		
7	10	HAMSLETTE Caitlin Jones	10	63.9 1800-1600	0:11.54 1600-1400	0:25.21	0:38.27 [6] (0:12.40)	0:25.87 [8] (0:12.45)	0:13.42 [6] (0:13.42)	6.1L				-1		
8	8	CHOSEN MISS Felicity Atkinson	12	64.5 1800-1600	0:11.31 1600-1400	0:25.24	0:38.15 [8] (0:12.17)	0:25.98 [6] (0:12.62)	0:13.36 [9] (0:13.36)	6.1L				-8		
9	13	LONGER ROUTE Samuel Payne	3	66.7 1800-1600	0:11.02 1600-1400	0:24.50	0:38.80 [2] (0:12.31)	0:26.49 [1] (0:12.82)	0:13.67 [4] (0:13.67)	6.7L				-5		
10	11	BURNT BY BERNIE Jessica Eaton	4	65.0 1800-1600	0:11.28 1600-1400	0:24.72	0:38.71 [3] (0:12.45)	0:26.26 [4] (0:12.76)	0:13.50 [8] (0:13.50)	6.9L				-7		

Scratched: Holmes (#6), Tolerance (#7), Headsmart (#12), Dolcemente (#14), Understatement (#18), Medal Quest (#20)

Report Created: Sat 15 June 2024 17:14:57 GMT+10 (Note: Timing is based on positional data)

- [] Position in running at each section and finish # Saddle cloth number
- :-:- No data available at this section DNF Did not finish
- NA No data available DNT Did not track
- █ Background shading for fastest section



RACINGSA

Thomas Farms RC Murray Bridge SA

Race 10: Sportsbet Same Race Multi Handicap - 1800m

15 June 2024 - 4:22PM

Track Rating: Soft 6, Weather: Overcast, Rail Position: True



Murray Bridge
Racing Club

Section

Field Times

L600 L400 L200
0:37.72 0:25.39 0:12.77
(0:12.34) (0:12.61) (0:12.77)

Position	#	Horse/Jockey	Barrier	Top Speed [km/h]	Fastest Section	First 400m				Margin				Distance Travelled From Winner [m]
11	1	BADONKIDONK	16	65.3	0:11.23	0:25.62	0:38.26 [11]	0:25.59 [13]	0:13.19 [12]	8.1L				+1
		Alana Livesey		1800-1600	1600-1400		(0:12.67)	(0:12.40)	(0:13.19)					
12	3	FLYWAY	19	64.1	0:11.33	0:25.61	0:38.51 [14]	0:26.07 [14]	0:13.71 [13]	11.4L				+4
		Justin Potter		1800-1600	1600-1400		(0:12.44)	(0:12.36)	(0:13.71)					
13	19	WARRANTYTE ROAD	11	62.8	0:11.62	0:25.44	0:38.98 [9]	0:26.18 [12]	0:13.57 [14]	11.4L				-1
		Stacey Metcalfe		1800-1600	1600-1400		(0:12.80)	(0:12.61)	(0:13.56)					
14	17	OVABENT	1	66.6	0:10.95	0:24.45	0:39.77 [1]	0:27.23 [3]	0:14.18 [11]	12.4L				-10
		Teagan Voorham		1800-1600	1600-1400		(0:12.54)	(0:13.05)	(0:14.18)					

Scratched: Holmes (#6), Tolerance (#7), Headsmart (#12), Dolcemente (#14), Understatement (#18), Medal Quest (#20)

- [] Position in running at each section and finish # Saddle cloth number
- :--:- No data available at this section DNF Did not finish
- NA No data available DNT Did not track
- █ Background shading for fastest section

Horse/Jockey Name	TIPPA/Rochelle Milnes
Finish Rank	1
Fastest Section Time (Section)	0:11.34 (L1600)
Top Speed [km/h] (Section)	64.7 (Overall)
Race State	Finished



Thomas Farms RC Murray Bridge SA - Professional

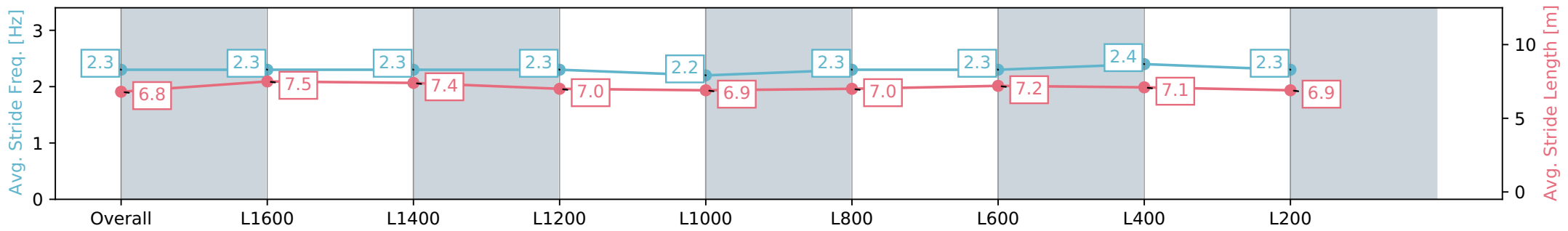
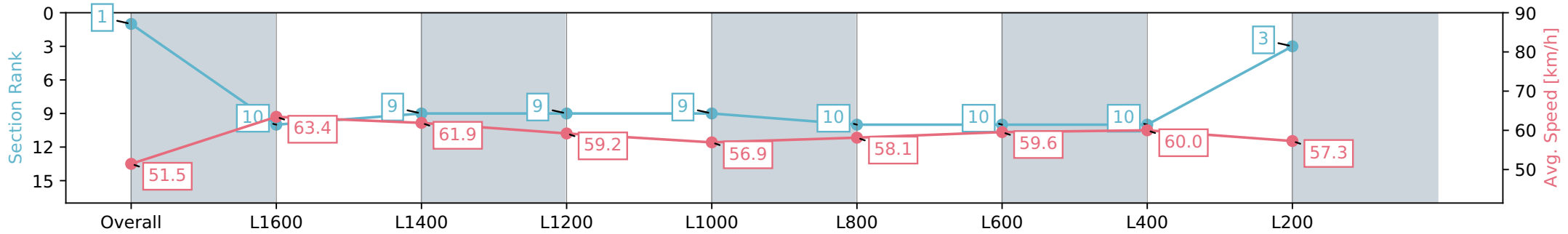
Race 10: Sportsbet Same Race Multi Handicap - 1800m

15 June 2024 - 4:22PM

Track Rating: Soft 6, Weather: Overcast, Rail Position: True



Section	Overall	L1600	L1400	L1200	L1000	L800	L600	L400	L200
Section Times	1:51.83 [1] (0:14.02)	1:37.81 [10] (0:11.34)	1:26.47 [9] (0:11.62)	1:14.85 [9] (0:12.20)	1:02.65 [9] (0:12.94)	0:49.71 [10] (0:12.70)	0:37.01 [10] (0:12.43)	0:24.58 [10] (0:11.99)	0:12.59 [3] (0:12.59)
Average Speed [km/h]	51.5	63.4	61.9	59.2	56.9	58.1	59.6	60.0	57.3
Top Speed [km/h]	62.9	64.7	64.6	60.6	57.7	60.7	60.5	61.3	58.8
Avg. Dist. to Rail [m]	8.6	4.9	2.4	2.3	4.5	5.2	6.3	9.1	8.3
Avg. Stride Freq. [Hz]	2.3	2.3	2.3	2.3	2.2	2.3	2.3	2.4	2.3
Avg. Stride Length [m]	6.8	7.5	7.4	7.0	6.9	7.0	7.2	7.1	6.9



Report Created: Sat 15 June 2024 17:15:03 GMT+10 (Note: Timing is based on positional data)

[] Ranking at each section and finish
 -:-:- No data available at this section
 NA No data available

Horse/Jockey Name	ICHIBANSAN/Jacob Opperman
Finish Rank	2
Fastest Section Time (Section)	0:11.42 (L1600)
Top Speed [km/h] (Section)	64.1 (Overall)
Race State	Finished



Thomas Farms RC Murray Bridge SA - Professional

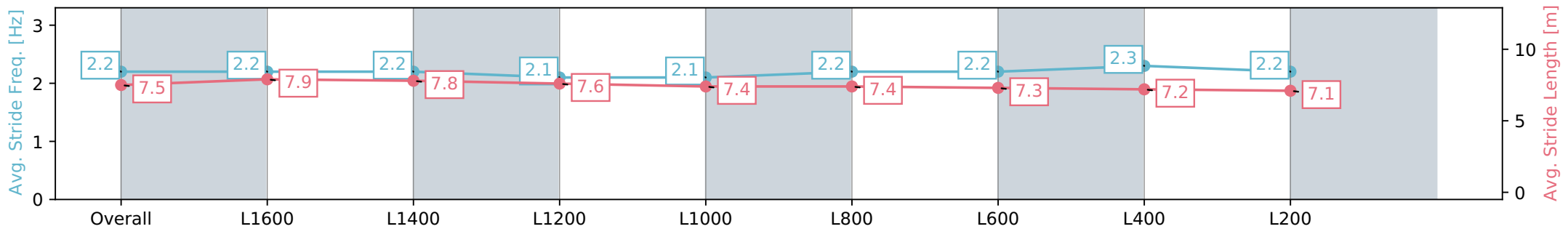
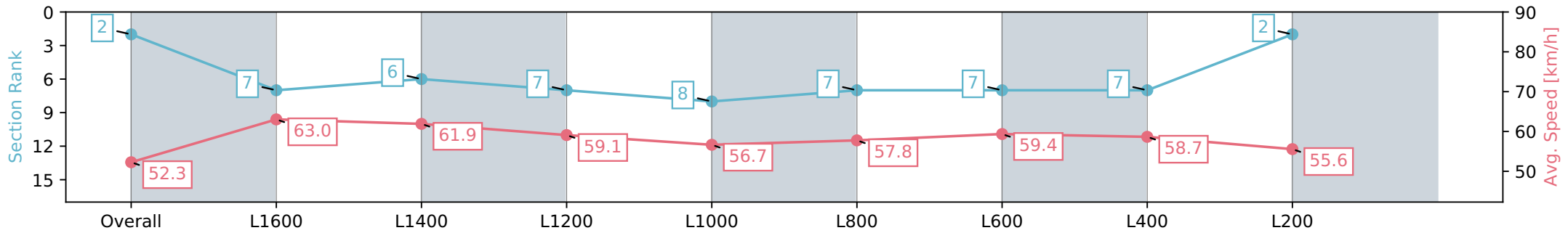
Race 10: Sportsbet Same Race Multi Handicap - 1800m

15 June 2024 - 4:22PM

Track Rating: Soft 6, Weather: Overcast, Rail Position: True



Section	Overall	L1600	L1400	L1200	L1000	L800	L600	L400	L200
Section Times	1:52.19 [2] (0:13.77)	1:38.42 [7] (0:11.42)	1:27.00 [6] (0:11.62)	1:15.38 [7] (0:12.21)	1:03.17 [8] (0:12.91)	0:50.26 [7] (0:12.67)	0:37.59 [7] (0:12.35)	0:25.24 [7] (0:12.26)	0:12.98 [2] (0:12.98)
Average Speed [km/h]	52.3	63.0	61.9	59.1	56.7	57.8	59.4	58.7	55.6
Top Speed [km/h]	62.5	64.1	63.0	60.6	57.0	59.7	60.4	59.5	57.6
Avg. Dist. to Rail [m]	5.4	3.0	1.1	1.2	2.9	3.5	4.1	6.9	6.7
Avg. Stride Freq. [Hz]	2.2	2.2	2.2	2.1	2.1	2.2	2.2	2.3	2.2
Avg. Stride Length [m]	7.5	7.9	7.8	7.6	7.4	7.4	7.3	7.2	7.1



- [] Ranking at each section and finish
- :-:- No data available at this section
- NA No data available

Horse/Jockey Name	FOX GEM/Dom Tourneur
Finish Rank	3
Fastest Section Time (Section)	0:11.33 (L1600)
Top Speed [km/h] (Section)	64.8 (Overall)
Race State	Finished



Thomas Farms RC Murray Bridge SA - Professional

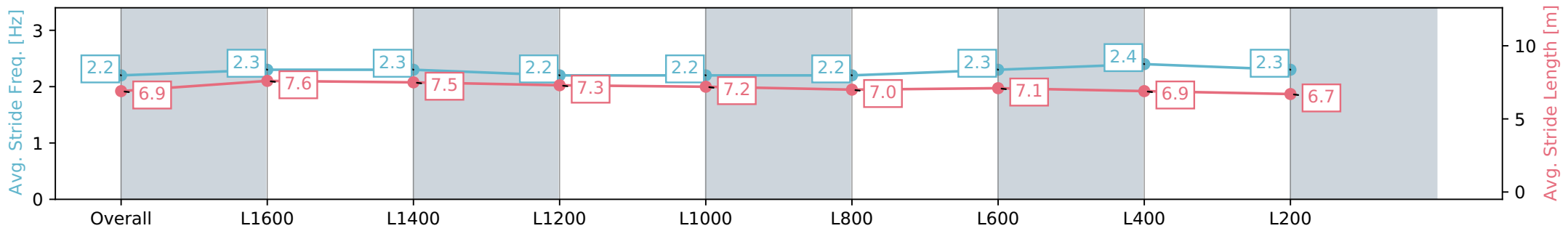
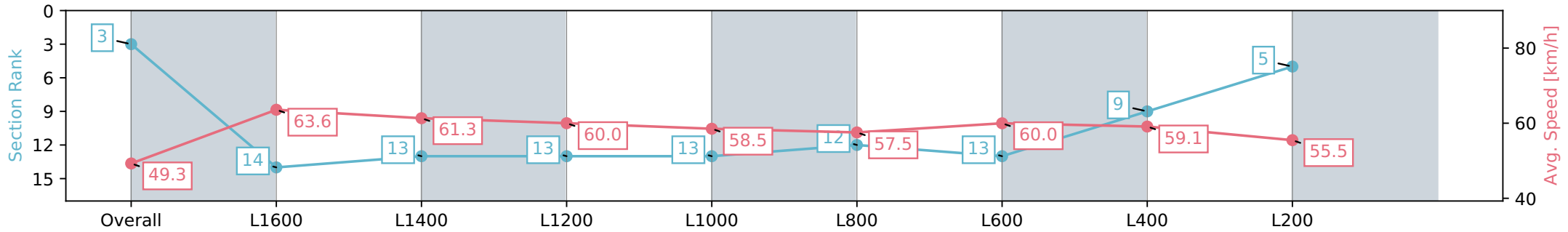
Race 10: Sportsbet Same Race Multi Handicap - 1800m

15 June 2024 - 4:22PM

Track Rating: Soft 6, Weather: Overcast, Rail Position: True



Section	Overall	L1600	L1400	L1200	L1000	L800	L600	L400	L200
Section Times	1:52.35 [3] (0:14.65)	1:37.70 [14] (0:11.33)	1:26.37 [13] (0:11.72)	1:14.65 [13] (0:12.04)	1:02.61 [13] (0:12.52)	0:50.09 [12] (0:12.73)	0:37.36 [13] (0:12.21)	0:25.15 [9] (0:12.18)	0:12.97 [5] (0:12.97)
Average Speed [km/h]	49.3	63.6	61.3	60.0	58.5	57.5	60.0	59.1	55.5
Top Speed [km/h]	62.2	64.8	62.2	61.2	59.6	59.5	61.2	60.1	57.7
Avg. Dist. to Rail [m]	10.9	5.3	2.5	2.2	3.4	3.6	4.0	6.7	6.4
Avg. Stride Freq. [Hz]	2.2	2.3	2.3	2.2	2.2	2.2	2.3	2.4	2.3
Avg. Stride Length [m]	6.9	7.6	7.5	7.3	7.2	7.0	7.1	6.9	6.7



[] Ranking at each section and finish
 -:-:- No data available at this section
 NA No data available

Horse/Jockey Name	ANY LUCK/Kate Walters
Finish Rank	4
Fastest Section Time (Section)	0:11.35 (L1600)
Top Speed [km/h] (Section)	67.4 (Overall)
Race State	Finished



Thomas Farms RC Murray Bridge SA - Professional

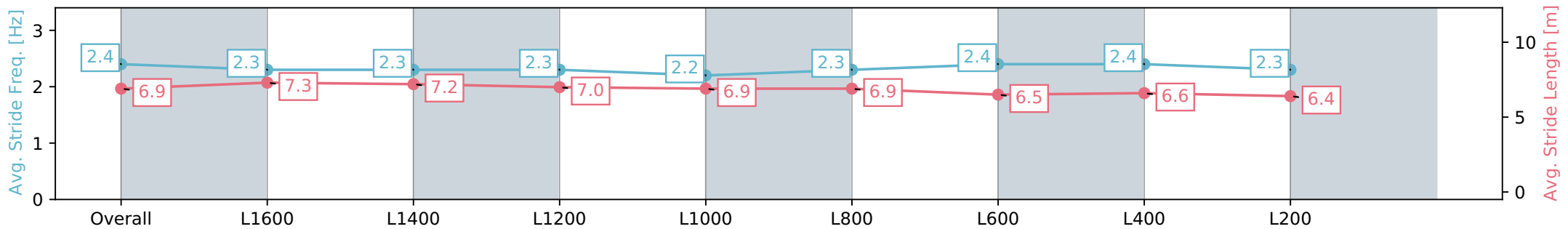
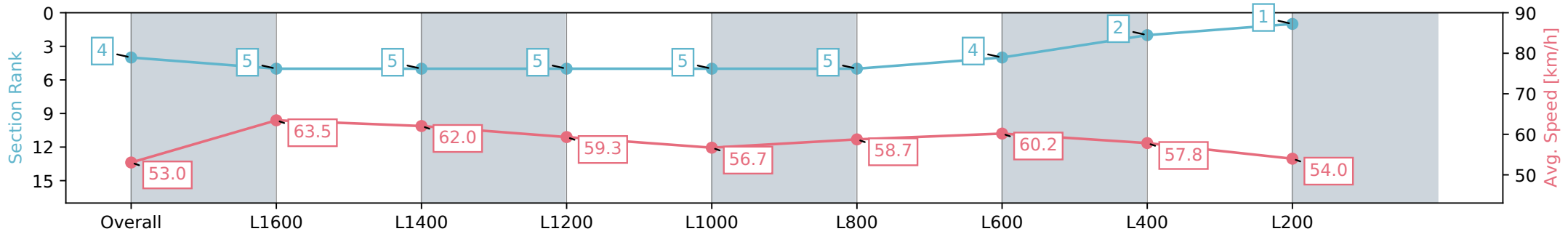
Race 10: Sportsbet Same Race Multi Handicap - 1800m

15 June 2024 - 4:22PM

Track Rating: Soft 6, Weather: Overcast, Rail Position: True



Section	Overall	L1600	L1400	L1200	L1000	L800	L600	L400	L200
Section Times	1:52.39 [4] (0:13.57)	1:38.81 [5] (0:11.35)	1:27.46 [5] (0:11.60)	1:15.86 [5] (0:12.17)	1:03.69 [5] (0:13.00)	0:50.69 [5] (0:12.61)	0:38.08 [4] (0:12.28)	0:25.79 [2] (0:12.45)	0:13.34 [1] (0:13.34)
Average Speed [km/h]	53.0	63.5	62.0	59.3	56.7	58.7	60.2	57.8	54.0
Top Speed [km/h]	62.7	67.4	62.4	61.1	57.8	59.6	60.7	59.5	55.6
Avg. Dist. to Rail [m]	4.4	4.3	2.3	2.2	4.6	5.9	5.9	5.2	3.9
Avg. Stride Freq. [Hz]	2.4	2.3	2.3	2.3	2.2	2.3	2.4	2.4	2.3
Avg. Stride Length [m]	6.9	7.3	7.2	7.0	6.9	6.9	6.5	6.6	6.4



- [] Ranking at each section and finish
- :-:- No data available at this section
- NA No data available

Horse/Jockey Name	HAYAI MESU/Margaret Collett
Finish Rank	5
Fastest Section Time (Section)	0:11.36 (L1600)
Top Speed [km/h] (Section)	64.7 (Overall)
Race State	Finished



Thomas Farms RC Murray Bridge SA - Professional

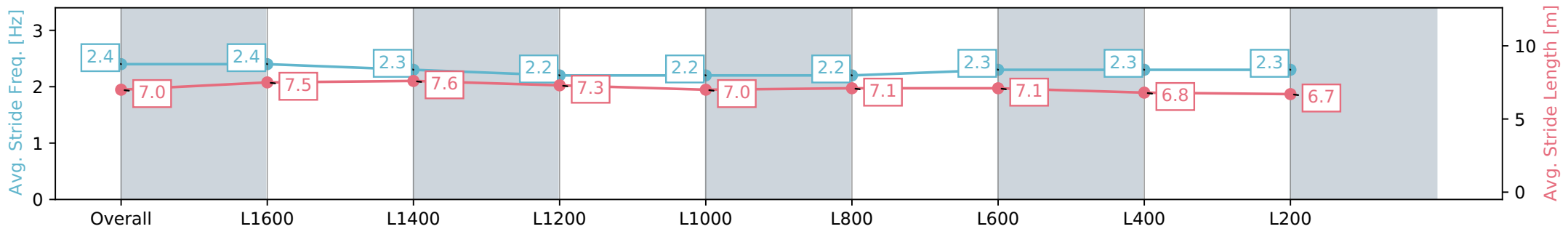
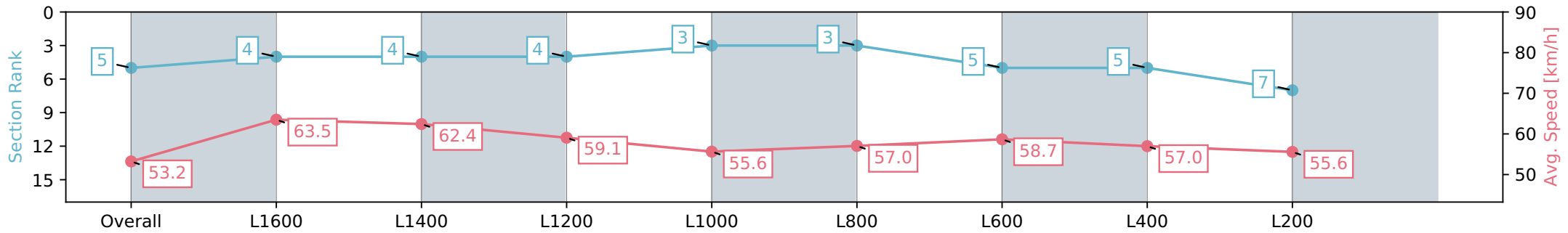
Race 10: Sportsbet Same Race Multi Handicap - 1800m

15 June 2024 - 4:22PM

Track Rating: Soft 6, Weather: Overcast, Rail Position: True



Section	Overall	L1600	L1400	L1200	L1000	L800	L600	L400	L200
Section Times	1:52.41 [5] (0:13.53)	1:38.88 [4] (0:11.36)	1:27.52 [4] (0:11.52)	1:16.00 [4] (0:12.19)	1:03.81 [3] (0:13.01)	0:50.80 [3] (0:12.76)	0:38.04 [5] (0:12.46)	0:25.58 [5] (0:12.62)	0:12.96 [7] (0:12.96)
Average Speed [km/h]	53.2	63.5	62.4	59.1	55.6	57.0	58.7	57.0	55.6
Top Speed [km/h]	63.8	64.7	62.8	62.2	56.1	58.2	60.1	57.9	57.1
Avg. Dist. to Rail [m]	2.9	2.0	0.5	0.3	1.0	2.1	3.5	5.9	5.3
Avg. Stride Freq. [Hz]	2.4	2.4	2.3	2.2	2.2	2.2	2.3	2.3	2.3
Avg. Stride Length [m]	7.0	7.5	7.6	7.3	7.0	7.1	7.1	6.8	6.7



[] Ranking at each section and finish
 -:-:- No data available at this section
 NA No data available

Horse/Jockey Name	SMILING ASSASSIN/Campbell Rawiller
Finish Rank	6
Fastest Section Time (Section)	0:11.76 (L1600)
Top Speed [km/h] (Section)	61.9 (Overall)
Race State	Finished



Thomas Farms RC Murray Bridge SA - Professional

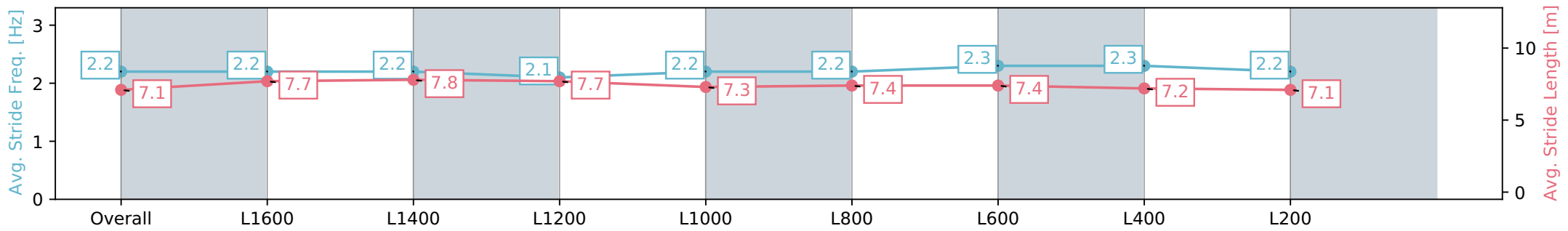
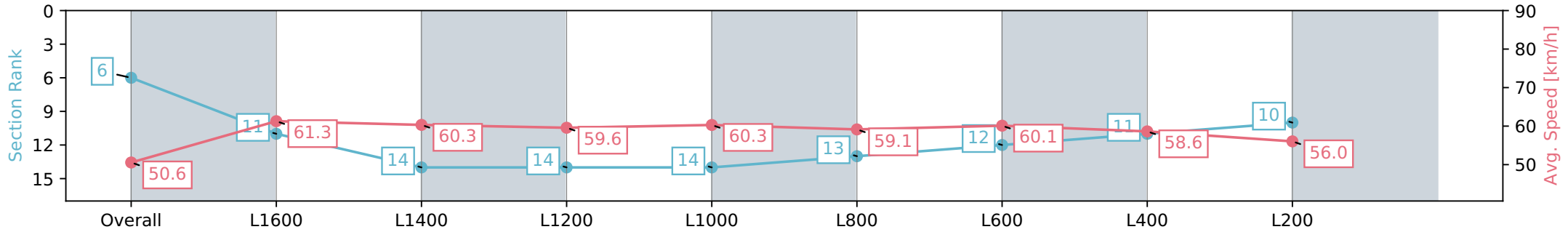
Race 10: Sportsbet Same Race Multi Handicap - 1800m

15 June 2024 - 4:22PM

Track Rating: Soft 6, Weather: Overcast, Rail Position: True



Section	Overall	L1600	L1400	L1200	L1000	L800	L600	L400	L200
Section Times	1:52.48 [6] (0:14.23)	1:38.25 [11] (0:11.76)	1:26.49 [14] (0:11.95)	1:14.54 [14] (0:12.11)	1:02.43 [14] (0:12.31)	0:50.12 [13] (0:12.60)	0:37.52 [12] (0:12.40)	0:25.12 [11] (0:12.26)	0:12.86 [10] (0:12.86)
Average Speed [km/h]	50.6	61.3	60.3	59.6	60.3	59.1	60.1	58.6	56.0
Top Speed [km/h]	60.4	61.9	61.2	60.4	61.0	60.1	60.8	59.2	58.0
Avg. Dist. to Rail [m]	10.0	7.9	3.1	2.9	5.8	6.8	8.0	12.9	11.6
Avg. Stride Freq. [Hz]	2.2	2.2	2.2	2.1	2.2	2.2	2.3	2.3	2.2
Avg. Stride Length [m]	7.1	7.7	7.8	7.7	7.3	7.4	7.4	7.2	7.1



- [] Ranking at each section and finish
- :-:- No data available at this section
- NA No data available

Horse/Jockey Name	HAMSLETTE/Caitlin Jones
Finish Rank	7
Fastest Section Time (Section)	0:11.54 (L1600)
Top Speed [km/h] (Section)	63.9 (Overall)
Race State	Finished



Thomas Farms RC Murray Bridge SA - Professional

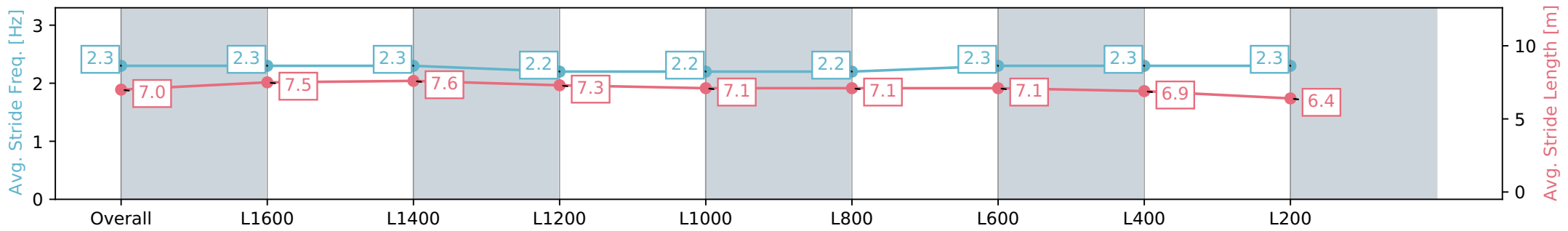
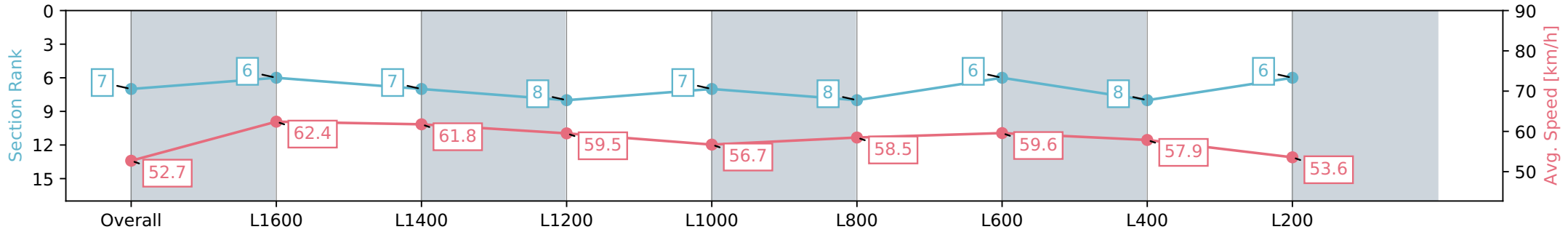
Race 10: Sportsbet Same Race Multi Handicap - 1800m

15 June 2024 - 4:22PM

Track Rating: Soft 6, Weather: Overcast, Rail Position: True



Section	Overall	L1600	L1400	L1200	L1000	L800	L600	L400	L200
Section Times	1:52.83 [7] (0:13.67)	1:39.16 [6] (0:11.54)	1:27.62 [7] (0:11.64)	1:15.98 [8] (0:12.12)	1:03.86 [7] (0:12.98)	0:50.88 [8] (0:12.61)	0:38.27 [6] (0:12.40)	0:25.87 [8] (0:12.45)	0:13.42 [6] (0:13.42)
Average Speed [km/h]	52.7	62.4	61.8	59.5	56.7	58.5	59.6	57.9	53.6
Top Speed [km/h]	62.0	63.9	63.0	60.9	57.4	60.3	60.2	59.9	56.1
Avg. Dist. to Rail [m]	6.8	6.0	2.9	2.6	4.2	4.8	6.0	10.0	10.2
Avg. Stride Freq. [Hz]	2.3	2.3	2.3	2.2	2.2	2.2	2.3	2.3	2.3
Avg. Stride Length [m]	7.0	7.5	7.6	7.3	7.1	7.1	7.1	6.9	6.4



Report Created: Sat 15 June 2024 17:15:29 GMT+10 (Note: Timing is based on positional data)

- [] Ranking at each section and finish
- :-:- No data available at this section
- NA No data available

Horse/Jockey Name	CHOSEN MISS/Felicity Atkinson
Finish Rank	8
Fastest Section Time (Section)	0:11.31 (L1600)
Top Speed [km/h] (Section)	64.5 (Overall)
Race State	Finished



Thomas Farms RC Murray Bridge SA - Professional

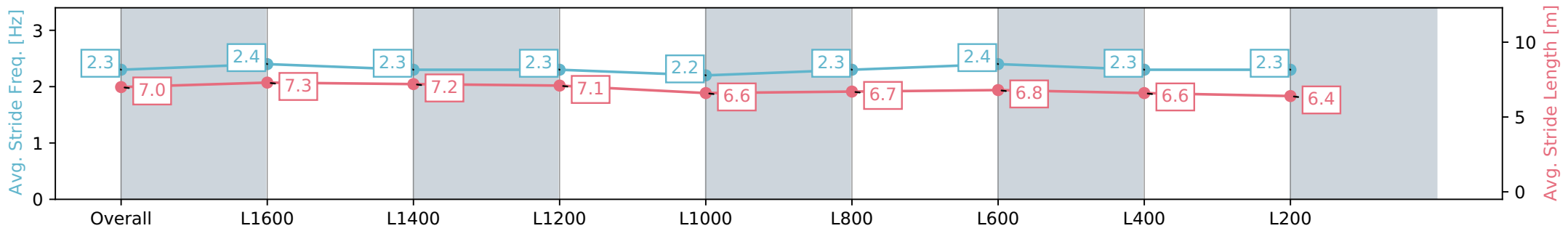
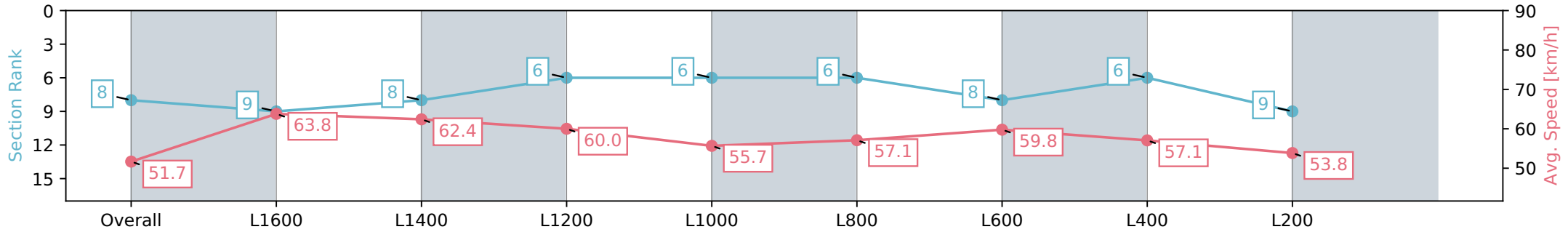
Race 10: Sportsbet Same Race Multi Handicap - 1800m

15 June 2024 - 4:22PM

Track Rating: Soft 6, Weather: Overcast, Rail Position: True



Section	Overall	L1600	L1400	L1200	L1000	L800	L600	L400	L200
Section Times	1:52.83 [8] (0:13.93)	1:38.90 [9] (0:11.31)	1:27.59 [8] (0:11.53)	1:16.06 [6] (0:12.01)	1:04.05 [6] (0:13.09)	0:50.96 [6] (0:12.81)	0:38.15 [8] (0:12.17)	0:25.98 [6] (0:12.62)	0:13.36 [9] (0:13.36)
Average Speed [km/h]	51.7	63.8	62.4	60.0	55.7	57.1	59.8	57.1	53.8
Top Speed [km/h]	62.2	64.5	63.6	62.5	56.2	58.5	60.6	58.6	55.0
Avg. Dist. to Rail [m]	7.5	3.3	0.9	1.0	2.6	3.0	2.3	3.0	4.4
Avg. Stride Freq. [Hz]	2.3	2.4	2.3	2.3	2.2	2.3	2.4	2.3	2.3
Avg. Stride Length [m]	7.0	7.3	7.2	7.1	6.6	6.7	6.8	6.6	6.4



- [] Ranking at each section and finish
- :-:- No data available at this section
- NA No data available

Horse/Jockey Name	LONGER ROUTE/Samuel Payne
Finish Rank	9
Fastest Section Time (Section)	0:11.02 (L1600)
Top Speed [km/h] (Section)	66.7 (Overall)
Race State	Finished



Thomas Farms RC Murray Bridge SA - Professional

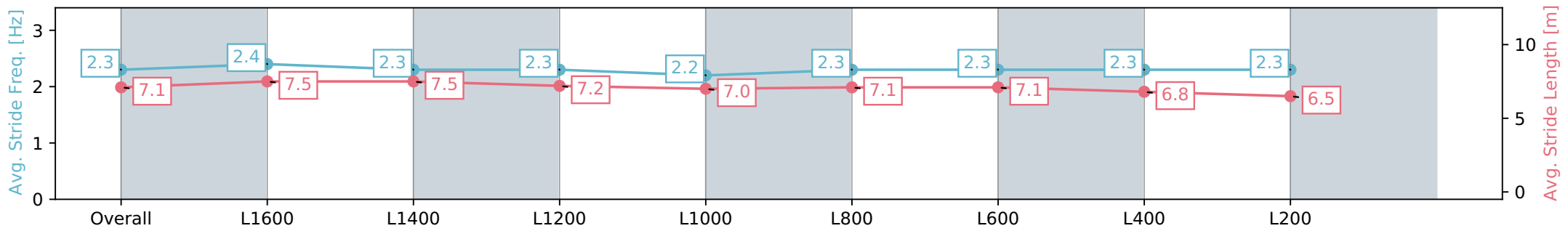
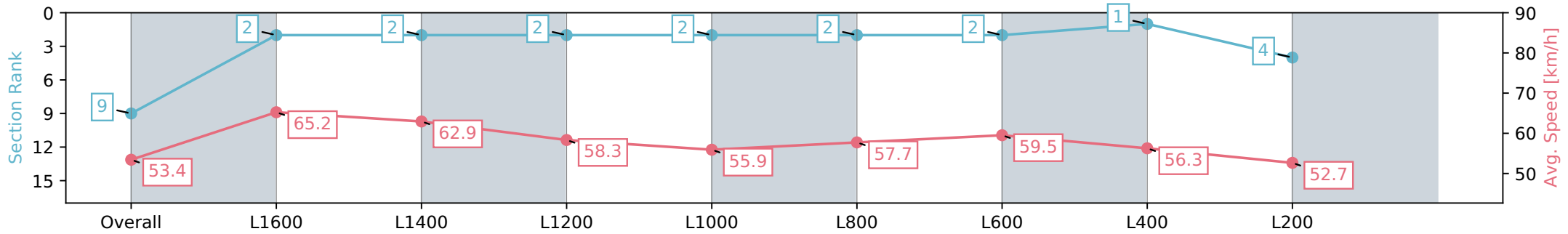
Race 10: Sportsbet Same Race Multi Handicap - 1800m

15 June 2024 - 4:22PM

Track Rating: Soft 6, Weather: Overcast, Rail Position: True



Section	Overall	L1600	L1400	L1200	L1000	L800	L600	L400	L200
Section Times	1:52.93 [9] (0:13.48)	1:39.45 [2] (0:11.02)	1:28.43 [2] (0:11.45)	1:16.98 [2] (0:12.35)	1:04.63 [2] (0:13.09)	0:51.54 [2] (0:12.74)	0:38.80 [2] (0:12.31)	0:26.49 [1] (0:12.82)	0:13.67 [4] (0:13.67)
Average Speed [km/h]	53.4	65.2	62.9	58.3	55.9	57.7	59.5	56.3	52.7
Top Speed [km/h]	64.2	66.7	63.6	61.5	56.9	60.1	60.4	58.4	54.0
Avg. Dist. to Rail [m]	1.5	1.9	1.0	1.3	3.1	4.1	4.3	4.7	4.9
Avg. Stride Freq. [Hz]	2.3	2.4	2.3	2.3	2.2	2.3	2.3	2.3	2.3
Avg. Stride Length [m]	7.1	7.5	7.5	7.2	7.0	7.1	7.1	6.8	6.5



[] Ranking at each section and finish
 -:-:- No data available at this section
 NA No data available

Horse/Jockey Name	BURNT BY BERNIE/Jessica Eaton
Finish Rank	10
Fastest Section Time (Section)	0:11.28 (L1600)
Top Speed [km/h] (Section)	65.0 (Overall)
Race State	Finished



Thomas Farms RC Murray Bridge SA - Professional

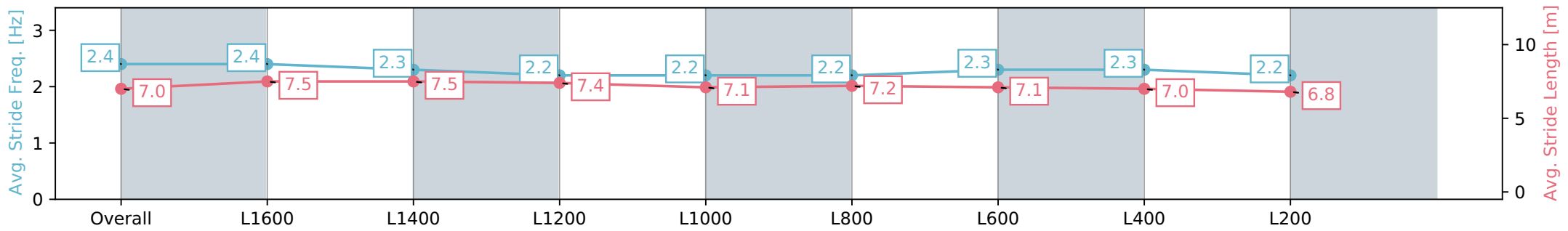
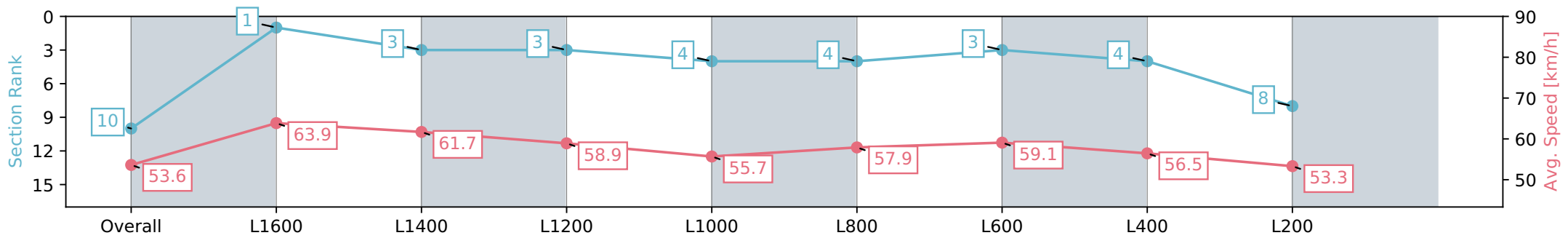
Race 10: Sportsbet Same Race Multi Handicap - 1800m

15 June 2024 - 4:22PM

Track Rating: Soft 6, Weather: Overcast, Rail Position: True



Section	Overall	L1600	L1400	L1200	L1000	L800	L600	L400	L200
Section Times	1:52.97 [10] (0:13.44)	1:39.53 [1] (0:11.28)	1:28.25 [3] (0:11.67)	1:16.58 [3] (0:12.22)	1:04.36 [4] (0:13.03)	0:51.33 [4] (0:12.62)	0:38.71 [3] (0:12.45)	0:26.26 [4] (0:12.76)	0:13.50 [8] (0:13.50)
Average Speed [km/h]	53.6	63.9	61.7	58.9	55.7	57.9	59.1	56.5	53.3
Top Speed [km/h]	63.9	65.0	62.1	61.7	56.4	59.4	59.9	57.9	54.6
Avg. Dist. to Rail [m]	2.5	2.7	0.4	0.5	1.6	3.0	4.8	5.1	5.2
Avg. Stride Freq. [Hz]	2.4	2.4	2.3	2.2	2.2	2.2	2.3	2.3	2.2
Avg. Stride Length [m]	7.0	7.5	7.5	7.4	7.1	7.2	7.1	7.0	6.8



- [] Ranking at each section and finish
- :-:- No data available at this section
- NA No data available

Horse/Jockey Name	BADONKIDONK/Alana Livesey
Finish Rank	11
Fastest Section Time (Section)	0:11.23 (L1600)
Top Speed [km/h] (Section)	65.3 (Overall)
Race State	Finished



Thomas Farms RC Murray Bridge SA - Professional

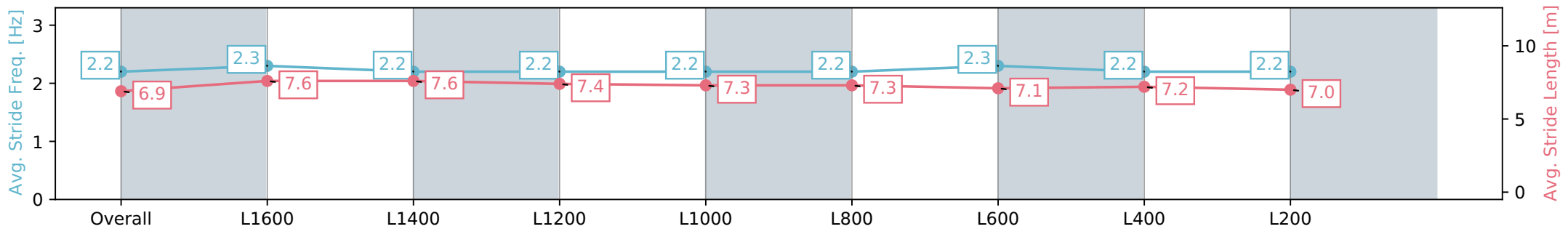
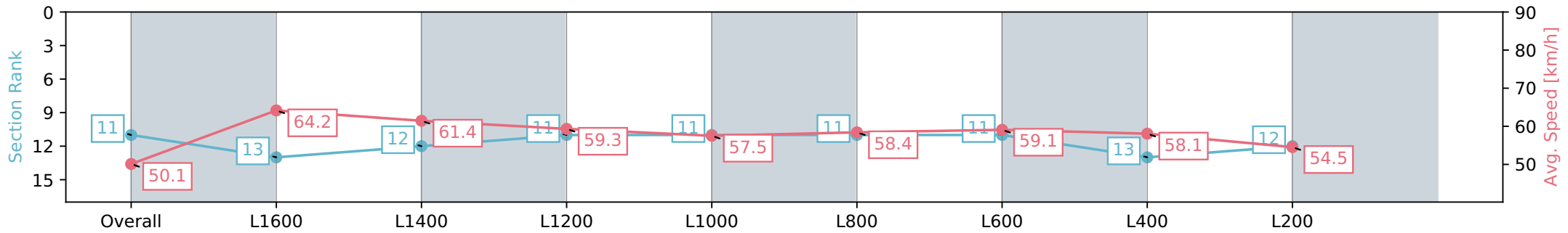
Race 10: Sportsbet Same Race Multi Handicap - 1800m

15 June 2024 - 4:22PM

Track Rating: Soft 6, Weather: Overcast, Rail Position: True



Section	Overall	L1600	L1400	L1200	L1000	L800	L600	L400	L200
Section Times	1:53.16 [11] (0:14.39)	1:38.77 [13] (0:11.23)	1:27.54 [12] (0:11.71)	1:15.83 [11] (0:12.17)	1:03.66 [11] (0:12.73)	0:50.93 [11] (0:12.67)	0:38.26 [11] (0:12.67)	0:25.59 [13] (0:12.40)	0:13.19 [12] (0:13.19)
Average Speed [km/h]	50.1	64.2	61.4	59.3	57.5	58.4	59.1	58.1	54.5
Top Speed [km/h]	63.9	65.3	62.4	60.5	58.4	60.5	60.6	59.2	56.4
Avg. Dist. to Rail [m]	7.9	3.8	1.4	1.3	3.3	5.8	8.7	12.0	12.3
Avg. Stride Freq. [Hz]	2.2	2.3	2.2	2.2	2.2	2.2	2.3	2.2	2.2
Avg. Stride Length [m]	6.9	7.6	7.6	7.4	7.3	7.3	7.1	7.2	7.0



Report Created: Sat 15 June 2024 17:15:46 GMT+10 (Note: Timing is based on positional data)

- [] Ranking at each section and finish
- :-:- No data available at this section
- NA No data available

Horse/Jockey Name	FLYWAY/Justin Potter
Finish Rank	12
Fastest Section Time (Section)	0:11.33 (L1600)
Top Speed [km/h] (Section)	64.1 (Overall)
Race State	Finished



Thomas Farms RC Murray Bridge SA - Professional

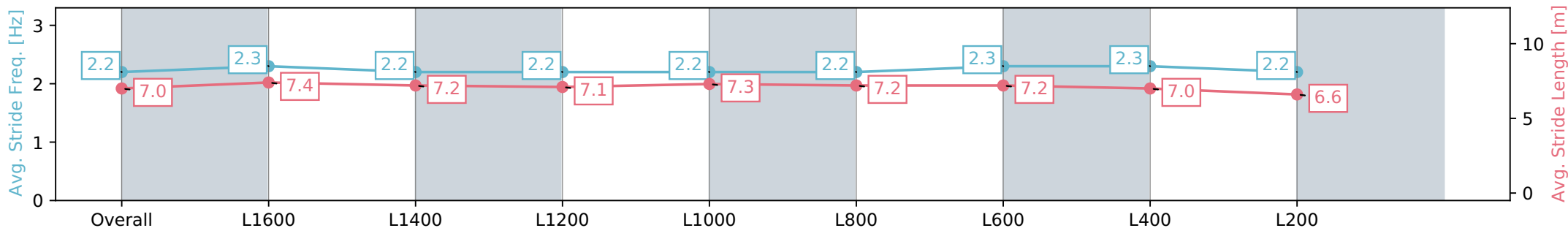
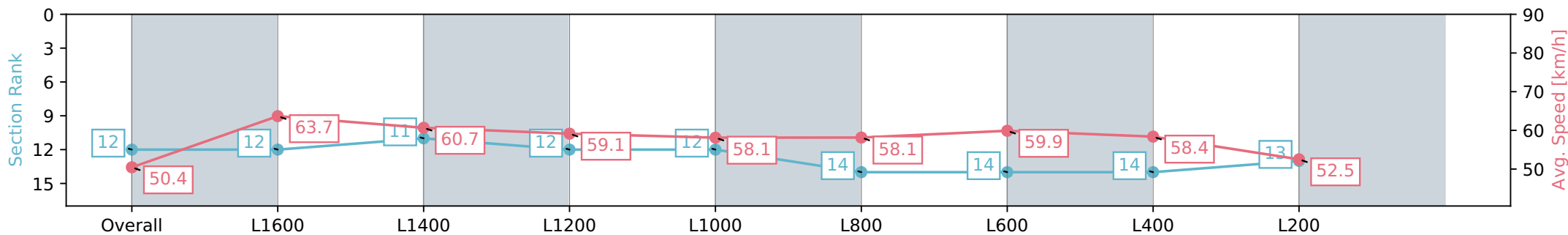
Race 10: Sportsbet Same Race Multi Handicap - 1800m

15 June 2024 - 4:22PM

Track Rating: Soft 6, Weather: Overcast, Rail Position: True



Section	Overall	L1600	L1400	L1200	L1000	L800	L600	L400	L200
Section Times	1:53.70 [12] (0:14.28)	1:39.42 [12] (0:11.33)	1:28.09 [11] (0:11.86)	1:16.23 [12] (0:12.22)	1:04.01 [12] (0:12.70)	0:51.31 [14] (0:12.80)	0:38.51 [14] (0:12.44)	0:26.07 [14] (0:12.36)	0:13.71 [13] (0:13.71)
Average Speed [km/h]	50.4	63.7	60.7	59.1	58.1	58.1	59.9	58.4	52.5
Top Speed [km/h]	63.0	64.1	61.9	60.3	58.8	59.0	60.6	60.4	55.6
Avg. Dist. to Rail [m]	10.6	5.9	3.4	3.2	5.0	6.5	8.4	14.6	13.9
Avg. Stride Freq. [Hz]	2.2	2.3	2.2	2.2	2.2	2.2	2.3	2.3	2.2
Avg. Stride Length [m]	7.0	7.4	7.2	7.1	7.3	7.2	7.2	7.0	6.6



- [] Ranking at each section and finish
- :-:- No data available at this section
- NA No data available

Horse/Jockey Name	WARRANTYTE ROAD/Stacey Metcalfe
Finish Rank	13
Fastest Section Time (Section)	0:11.62 (L1600)
Top Speed [km/h] (Section)	62.8 (Overall)
Race State	Finished



Thomas Farms RC Murray Bridge SA - Professional

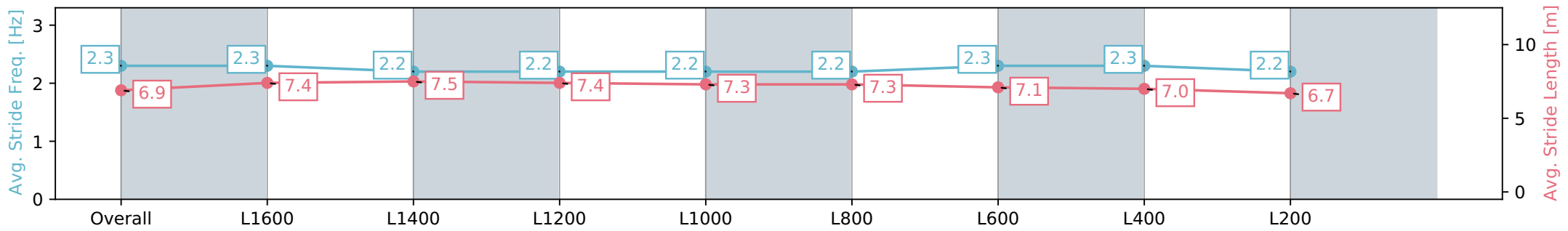
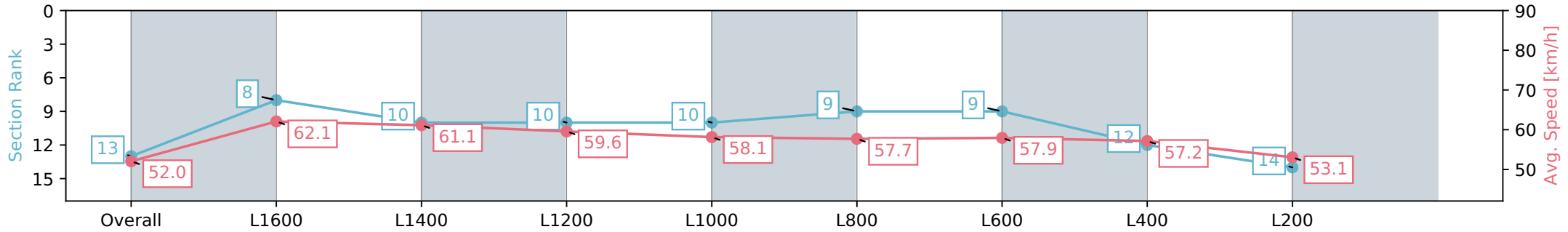
Race 10: Sportsbet Same Race Multi Handicap - 1800m

15 June 2024 - 4:22PM

Track Rating: Soft 6, Weather: Overcast, Rail Position: True



Section	Overall	L1600	L1400	L1200	L1000	L800	L600	L400	L200
Section Times	1:53.71 [13] (0:13.82)	1:39.89 [8] (0:11.62)	1:28.27 [10] (0:11.77)	1:16.50 [10] (0:12.12)	1:04.38 [10] (0:12.64)	0:51.74 [9] (0:12.76)	0:38.98 [9] (0:12.80)	0:26.18 [12] (0:12.61)	0:13.57 [14] (0:13.56)
Average Speed [km/h]	52.0	62.1	61.1	59.6	58.1	57.7	57.9	57.2	53.1
Top Speed [km/h]	61.4	62.8	62.5	60.6	58.9	58.4	58.5	58.4	55.7
Avg. Dist. to Rail [m]	8.0	6.7	2.7	2.7	4.1	4.5	7.0	12.1	12.3
Avg. Stride Freq. [Hz]	2.3	2.3	2.2	2.2	2.2	2.2	2.3	2.3	2.2
Avg. Stride Length [m]	6.9	7.4	7.5	7.4	7.3	7.3	7.1	7.0	6.7



- [] Ranking at each section and finish
- :-:- No data available at this section
- NA No data available

Horse/Jockey Name	OVABENT/Teagan Voorham
Finish Rank	14
Fastest Section Time (Section)	0:10.95 (L1600)
Top Speed [km/h] (Section)	66.6 (Overall)
Race State	Finished



Thomas Farms RC Murray Bridge SA - Professional

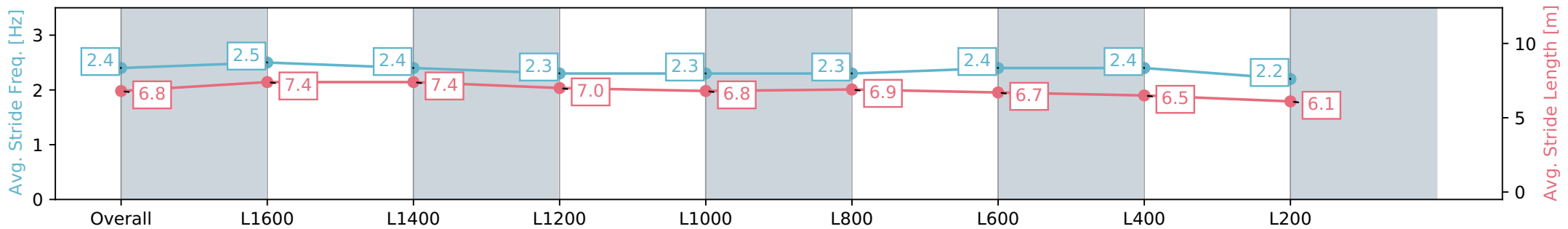
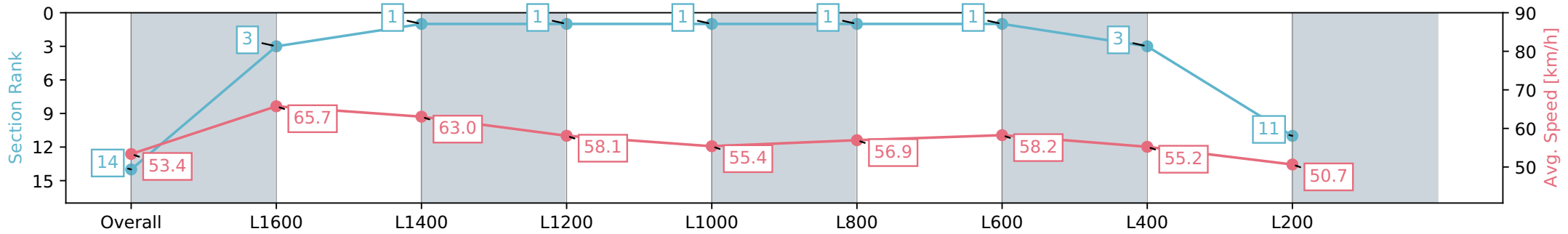
Race 10: Sportsbet Same Race Multi Handicap - 1800m

15 June 2024 - 4:22PM

Track Rating: Soft 6, Weather: Overcast, Rail Position: True



Section	Overall	L1600	L1400	L1200	L1000	L800	L600	L400	L200
Section Times	1:53.87 [14] (0:13.50)	1:40.37 [3] (0:10.95)	1:29.42 [1] (0:11.43)	1:17.99 [1] (0:12.40)	1:05.59 [1] (0:13.06)	0:52.53 [1] (0:12.76)	0:39.77 [1] (0:12.54)	0:27.23 [3] (0:13.05)	0:14.18 [11] (0:14.18)
Average Speed [km/h]	53.4	65.7	63.0	58.1	55.4	56.9	58.2	55.2	50.7
Top Speed [km/h]	65.6	66.6	64.3	61.0	56.1	58.9	59.1	56.3	53.6
Avg. Dist. to Rail [m]	0.6	0.8	0.1	0.1	0.9	2.0	3.3	4.2	5.8
Avg. Stride Freq. [Hz]	2.4	2.5	2.4	2.3	2.3	2.3	2.4	2.4	2.2
Avg. Stride Length [m]	6.8	7.4	7.4	7.0	6.8	6.9	6.7	6.5	6.1



Report Created: Sat 15 June 2024 17:15:59 GMT+10 (Note: Timing is based on positional data)

- [] Ranking at each section and finish
- :-:- No data available at this section
- NA No data available