



RACINGSA

Thomas Farms RC Murray Bridge SA

Race 9: Carlton Draught Murray Bridge Gold Cup 12 October Handicap - 1000m

15 June 2024 - 3:48PM

Track Rating: Soft 6, Weather: Overcast, Rail Position: True



Murray Bridge
Racing Club

Section Field Times							Overall	L800	L600	L400	L200		
							0:59.19 (0:13.25)	0:45.94 (0:10.66)	0:35.28 (0:11.44)	0:23.84 (0:11.57)	0:12.27 (0:12.27)		
Position	#	Horse/Jockey	Barrier	Top Speed [km/h]	Fastest Section	First 400m						Margin	Distance Travelled From Winner [m]
1	8	KLABEL Jacob Opperman	3	68.8 1000-800	0:10.85 800-600	0:24.57	0:59.19 (0:13.73)	0:45.46 [4] (0:10.85)	0:34.61 [3] (0:11.26)	0:23.35 [3] (0:11.27)	0:12.08 [3] (0:12.08)	0:59.19	
2	5	BOONIE Todd Pannell	13	69.4 800-600	0:10.83 800-600	0:24.28	0:59.29 (0:13.46)	0:45.83 [2] (0:10.83)	0:35.00 [2] (0:11.28)	0:23.72 [2] (0:11.35)	0:12.37 [1] (0:12.37)	0.6L	+3
3	10	SIXTEEN REASONS Rochelle Milnes	1	69.1 1000-800	0:10.71 800-600	0:24.86	0:59.29 (0:14.15)	0:45.14 [10] (0:10.71)	0:34.43 [7] (0:11.24)	0:23.19 [5] (0:11.17)	0:12.02 [4] (0:12.02)	0.6L	-2
4	4	ASTON RAPOVA Margaret Collett	10	68.4 1000-800	0:10.96 800-600	0:24.93	0:59.34 (0:13.97)	0:45.37 [7] (0:10.96)	0:34.41 [8] (0:11.42)	0:22.99 [8] (0:11.11)	0:11.88 [6] (0:11.88)	0.9L	+5
5	1	OCEAN REWARD Alana Livesey	4	69.1 1000-800	0:10.92 800-600	0:25.06	0:59.43 (0:14.14)	0:45.29 [9] (0:10.92)	0:34.37 [9] (0:11.34)	0:23.03 [9] (0:11.12)	0:11.91 [8] (0:11.91)	1.4L	+1
6	3	MAGIC MAX Campbell Rawiller	9	67.5 800-600	0:11.02 400-200	0:25.23	0:59.46 (0:14.14)	0:45.32 [8] (0:11.09)	0:34.23 [10] (0:11.17)	0:23.06 [9] (0:11.02)	0:12.04 [5] (0:12.04)	1.7L	+4
7	11	WINNING REVOLUTION Dom Tourneur	12	68.2 800-600	0:11.01 600-400	0:25.46	0:59.72 (0:14.24)	0:45.48 [11] (0:11.22)	0:34.26 [11] (0:11.01)	0:23.25 [11] (0:11.13)	0:12.12 [10] (0:12.12)	3.2L	+2
8	9	CHOSEN BLONDE Felicity Atkinson	8	69.6 1000-800	0:10.66 800-600	0:23.90	0:59.85 (0:13.24)	0:46.61 [1] (0:10.66)	0:35.95 [1] (0:11.44)	0:24.51 [1] (0:11.72)	0:12.79 [2] (0:12.79)	4.0L	+1
9	6	BIG DAY OUT Samuel Payne	2	68.4 1000-800	0:10.91 800-600	0:24.73	0:59.93 (0:13.82)	0:46.11 [5] (0:10.91)	0:35.20 [5] (0:11.33)	0:23.87 [4] (0:11.47)	0:12.40 [9] (0:12.40)	4.5L	-2
10	12	MY RUBY Justin Potter	7	68.5 1000-800	0:10.92 800-600	0:24.75	0:59.97 (0:13.83)	0:46.14 [6] (0:10.92)	0:35.22 [6] (0:11.40)	0:23.82 [6] (0:11.32)	0:12.50 [7] (0:12.50)	4.7L	+4

Scratched: Home Rule (#2), Wonderwomen (#7), Qeyaady (#13)

Report Created: Sat 15 June 2024 16:33:47 GMT+10 (Note: Timing is based on positional data)

- [] Position in running at each section and finish # Saddle cloth number
- :-:- No data available at this section DNF Did not finish
- NA No data available DNT Did not track
- █ Background shading for fastest section



RACINGSA

Thomas Farms RC Murray Bridge SA

Race 9: Carlton Draught Murray Bridge Gold Cup 12 October Handicap - 1000m

15 June 2024 - 3:48PM

Track Rating: Soft 6, Weather: Overcast, Rail Position: True



Murray Bridge
Racing Club

Section	Overall	L800	L600	L400	L200
Field Times	0:59.19 (0:13.25)	0:45.94 (0:10.66)	0:35.28 (0:11.44)	0:23.84 (0:11.57)	0:12.27 (0:12.27)

Position	#	Horse/Jockey	Barrier	Top Speed [km/h]	Fastest Section	First 400m	Overall	L800	L600	L400	L200	Margin	Distance Travelled From Winner [m]
11	14	LITTLE RICH BOY	5	67.6	0:11.03	0:24.69	1:00.09	0:46.43 [3]	0:35.40 [4]	0:23.82 [7]	0:12.26 [11]	5.5L	+1
		Sophie Logan		1000-800	800-600		(0:13.66)	(0:11.03)	(0:11.57)	(0:11.56)	(0:12.26)		

Scratched: Home Rule (#2), Wonderwomen (#7), Qeyaady (#13)

- [] Position in running at each section and finish # Saddle cloth number
- :-:- No data available at this section DNF Did not finish
- NA No data available DNT Did not track
- Background shading for fastest section

Horse/Jockey Name	KLABEL/Jacob Opperman
Finish Rank	1
Fastest Section Time (Section)	0:10.85 (L800)
Top Speed [km/h] (Section)	68.8 (Overall)
Race State	Finished



Thomas Farms RC Murray Bridge SA - Professional

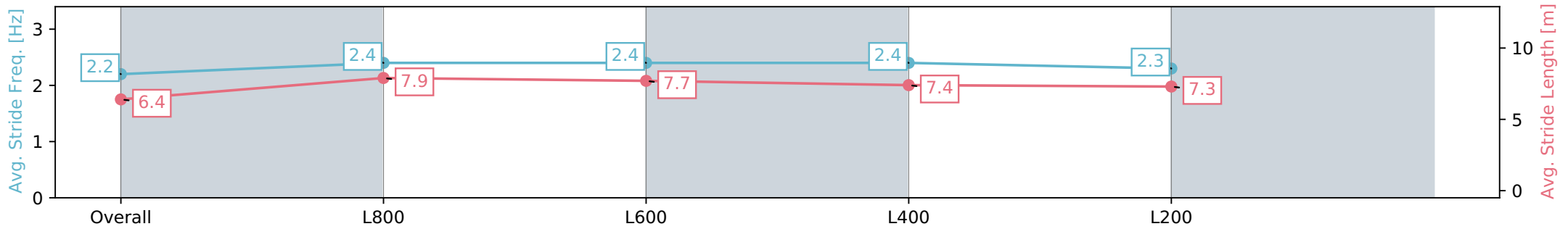
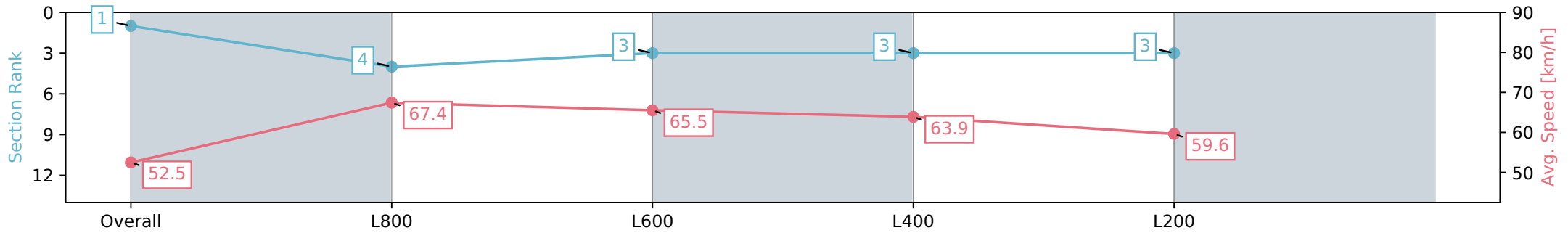
Race 9: Carlton Draught Murray Bridge Gold Cup 12
October Handicap - 1000m

15 June 2024 - 3:48PM



Track Rating: Soft 6, Weather: Overcast, Rail Position: True

Section	Overall	L800	L600	L400	L200
Section Times	0:59.19 [1] (0:13.73)	0:45.46 [4] (0:10.85)	0:34.61 [3] (0:11.26)	0:23.35 [3] (0:11.27)	0:12.08 [3] (0:12.08)
Average Speed [km/h]	52.5	67.4	65.5	63.9	59.6
Top Speed [km/h]	66.3	68.8	66.3	64.8	62.0
Avg. Dist. to Rail [m]	4.0	5.6	6.0	11.8	14.5
Avg. Stride Freq. [Hz]	2.2	2.4	2.4	2.4	2.3
Avg. Stride Length [m]	6.4	7.9	7.7	7.4	7.3



- [] Ranking at each section and finish
- :-:- No data available at this section
- NA No data available

Horse/Jockey Name	BOONIE/Todd Pannell
Finish Rank	2
Fastest Section Time (Section)	0:10.83 (L800)
Top Speed [km/h] (Section)	69.4 (L800)
Race State	Finished



Thomas Farms RC Murray Bridge SA - Professional

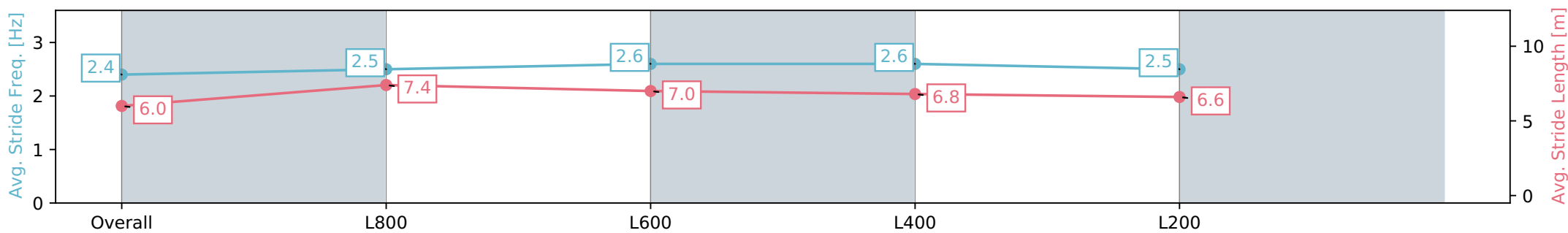
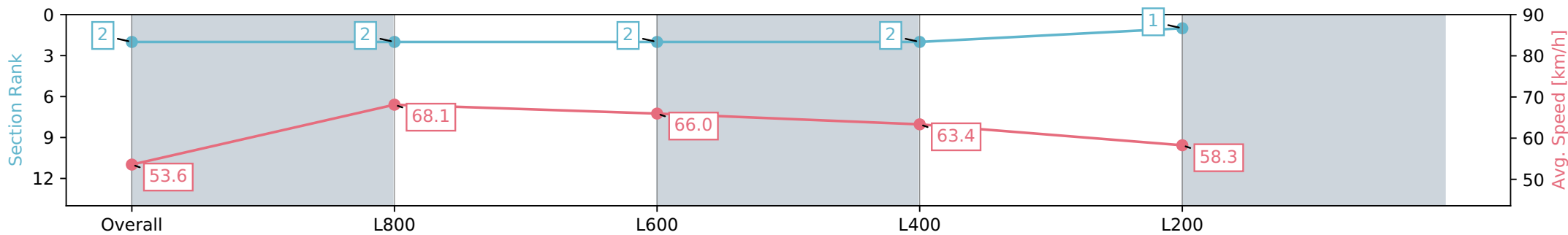
Race 9: Carlton Draught Murray Bridge Gold Cup 12
October Handicap - 1000m

15 June 2024 - 3:48PM



Track Rating: Soft 6, Weather: Overcast, Rail Position: True

Section	Overall	L800	L600	L400	L200
Section Times	0:59.29 [2] (0:13.46)	0:45.83 [2] (0:10.83)	0:35.00 [2] (0:11.28)	0:23.72 [2] (0:11.35)	0:12.37 [1] (0:12.37)
Average Speed [km/h]	53.6	68.1	66.0	63.4	58.3
Top Speed [km/h]	68.5	69.2	69.4	65.7	60.7
Avg. Dist. to Rail [m]	10.0	8.0	7.8	10.2	11.8
Avg. Stride Freq. [Hz]	2.4	2.5	2.6	2.6	2.5
Avg. Stride Length [m]	6.0	7.4	7.0	6.8	6.6



- [] Ranking at each section and finish
- :-:- No data available at this section
- NA No data available

Horse/Jockey Name	SIXTEEN REASONS/Rochelle Milnes
Finish Rank	3
Fastest Section Time (Section)	0:10.71 (L800)
Top Speed [km/h] (Section)	69.1 (Overall)
Race State	Finished



Thomas Farms RC Murray Bridge SA - Professional

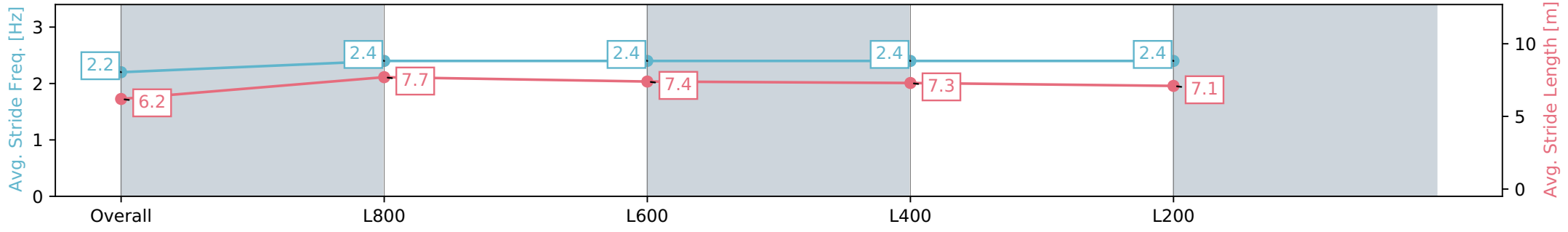
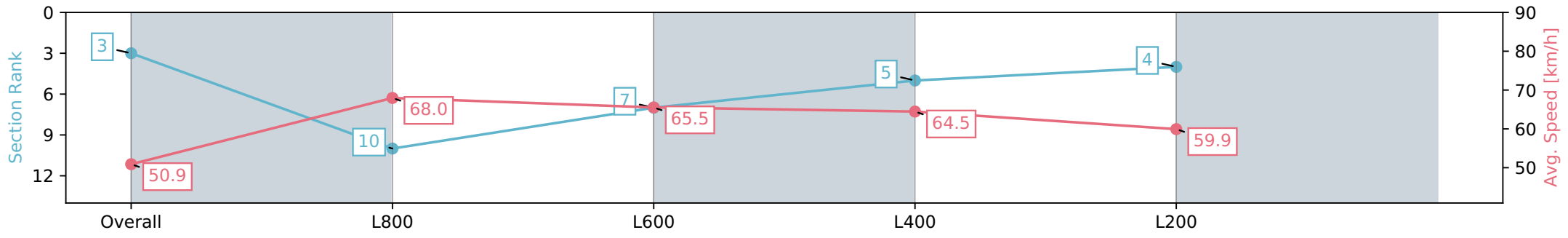
Race 9: Carlton Draught Murray Bridge Gold Cup 12
October Handicap - 1000m

15 June 2024 - 3:48PM

Track Rating: Soft 6, Weather: Overcast, Rail Position: True



Section	Overall	L800	L600	L400	L200
Section Times	0:59.29 [3] (0:14.15)	0:45.14 [10] (0:10.71)	0:34.43 [7] (0:11.24)	0:23.19 [5] (0:11.17)	0:12.02 [4] (0:12.02)
Average Speed [km/h]	50.9	68.0	65.5	64.5	59.9
Top Speed [km/h]	67.2	69.1	67.5	65.8	62.8
Avg. Dist. to Rail [m]	1.5	4.2	5.5	11.7	14.0
Avg. Stride Freq. [Hz]	2.2	2.4	2.4	2.4	2.4
Avg. Stride Length [m]	6.2	7.7	7.4	7.3	7.1



- [] Ranking at each section and finish
- :-:- No data available at this section
- NA No data available

Horse/Jockey Name	ASTON RAPOVA/Margaret Collett
Finish Rank	4
Fastest Section Time (Section)	0:10.96 (L800)
Top Speed [km/h] (Section)	68.4 (Overall)
Race State	Finished



Thomas Farms RC Murray Bridge SA - Professional

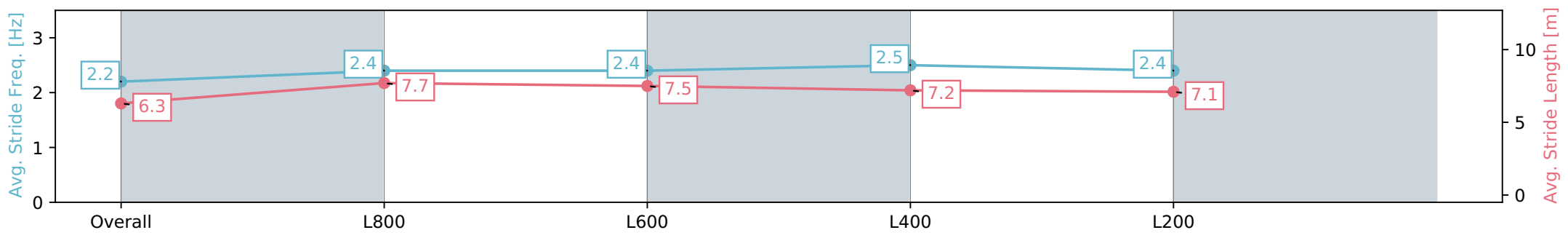
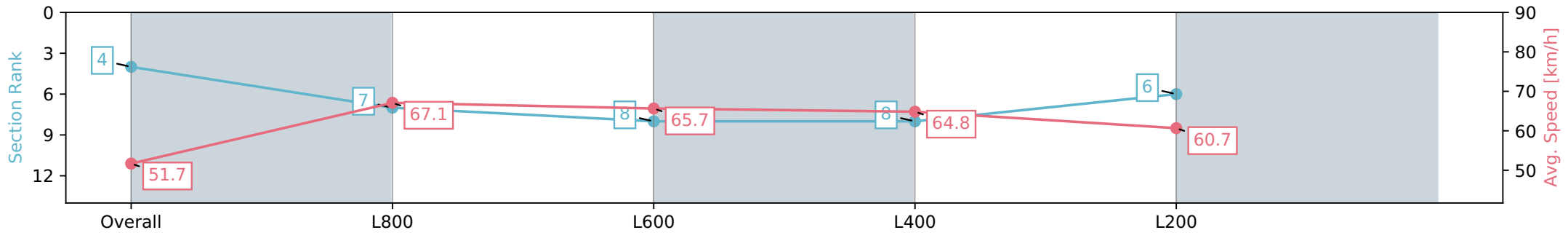
Race 9: Carlton Draught Murray Bridge Gold Cup 12
October Handicap - 1000m

15 June 2024 - 3:48PM



Track Rating: Soft 6, Weather: Overcast, Rail Position: True

Section	Overall	L800	L600	L400	L200
Section Times	0:59.34 [4] (0:13.97)	0:45.37 [7] (0:10.96)	0:34.41 [8] (0:11.42)	0:22.99 [8] (0:11.11)	0:11.88 [6] (0:11.88)
Average Speed [km/h]	51.7	67.1	65.7	64.8	60.7
Top Speed [km/h]	65.1	68.4	67.4	67.2	62.8
Avg. Dist. to Rail [m]	8.4	7.8	9.9	16.4	19.2
Avg. Stride Freq. [Hz]	2.2	2.4	2.4	2.5	2.4
Avg. Stride Length [m]	6.3	7.7	7.5	7.2	7.1



- [] Ranking at each section and finish
- :-:- No data available at this section
- NA No data available

Horse/Jockey Name	OCEAN REWARD/Alana Livesey
Finish Rank	5
Fastest Section Time (Section)	0:10.92 (L800)
Top Speed [km/h] (Section)	69.1 (Overall)
Race State	Finished



Thomas Farms RC Murray Bridge SA - Professional

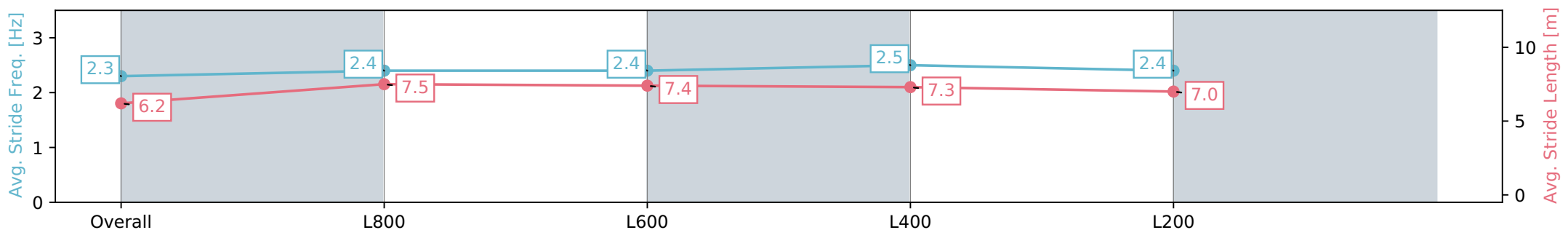
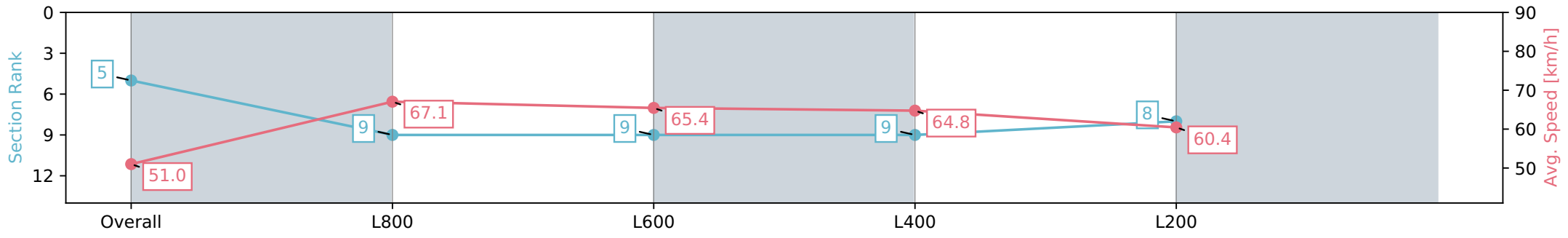
Race 9: Carlton Draught Murray Bridge Gold Cup 12
October Handicap - 1000m

15 June 2024 - 3:48PM

Track Rating: Soft 6, Weather: Overcast, Rail Position: True



Section	Overall	L800	L600	L400	L200
Section Times	0:59.43 [5] (0:14.14)	0:45.29 [9] (0:10.92)	0:34.37 [9] (0:11.34)	0:23.03 [9] (0:11.12)	0:11.91 [8] (0:11.91)
Average Speed [km/h]	51.0	67.1	65.4	64.8	60.4
Top Speed [km/h]	65.0	69.1	66.3	65.9	63.5
Avg. Dist. to Rail [m]	5.3	6.7	6.8	10.3	12.4
Avg. Stride Freq. [Hz]	2.3	2.4	2.4	2.5	2.4
Avg. Stride Length [m]	6.2	7.5	7.4	7.3	7.0



Report Created: Sat 15 June 2024 16:33:59 GMT+10 (Note: Timing is based on positional data)

- [] Ranking at each section and finish
- :-:- No data available at this section
- NA No data available

Horse/Jockey Name	MAGIC MAX/Campbell Rawiller
Finish Rank	6
Fastest Section Time (Section)	0:11.02 (L400)
Top Speed [km/h] (Section)	67.5 (L800)
Race State	Finished



Thomas Farms RC Murray Bridge SA - Professional

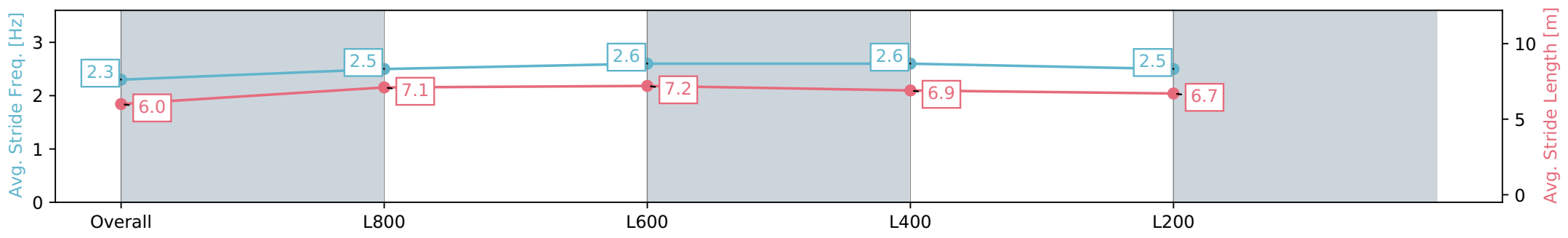
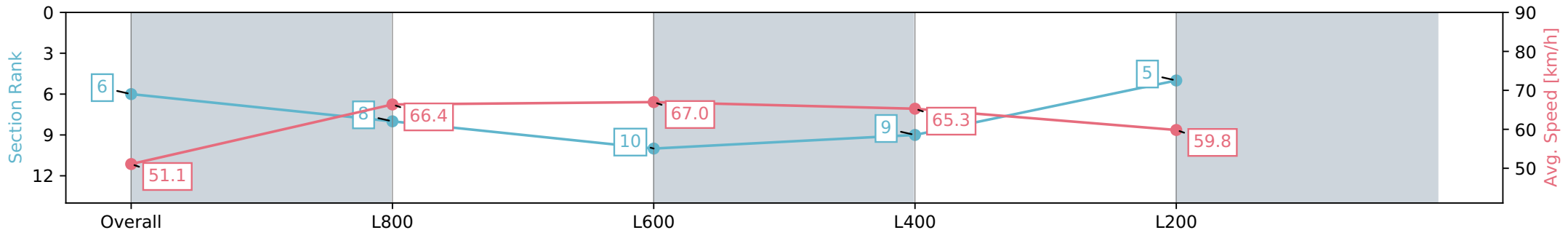
Race 9: Carlton Draught Murray Bridge Gold Cup 12
October Handicap - 1000m

15 June 2024 - 3:48PM



Track Rating: Soft 6, Weather: Overcast, Rail Position: True

Section	Overall	L800	L600	L400	L200
Section Times	0:59.46 [6] (0:14.14)	0:45.32 [8] (0:11.09)	0:34.23 [10] (0:11.17)	0:23.06 [9] (0:11.02)	0:12.04 [5] (0:12.04)
Average Speed [km/h]	51.1	66.4	67.0	65.3	59.8
Top Speed [km/h]	65.2	67.0	67.5	67.4	62.8
Avg. Dist. to Rail [m]	7.8	8.5	8.4	14.0	16.7
Avg. Stride Freq. [Hz]	2.3	2.5	2.6	2.6	2.5
Avg. Stride Length [m]	6.0	7.1	7.2	6.9	6.7



- [] Ranking at each section and finish
- :-:- No data available at this section
- NA No data available

Horse/Jockey Name	WINNING REVOLUTION/Dom Tourneur
Finish Rank	7
Fastest Section Time (Section)	0:11.01 (L600)
Top Speed [km/h] (Section)	68.2 (L800)
Race State	Finished



Thomas Farms RC Murray Bridge SA - Professional

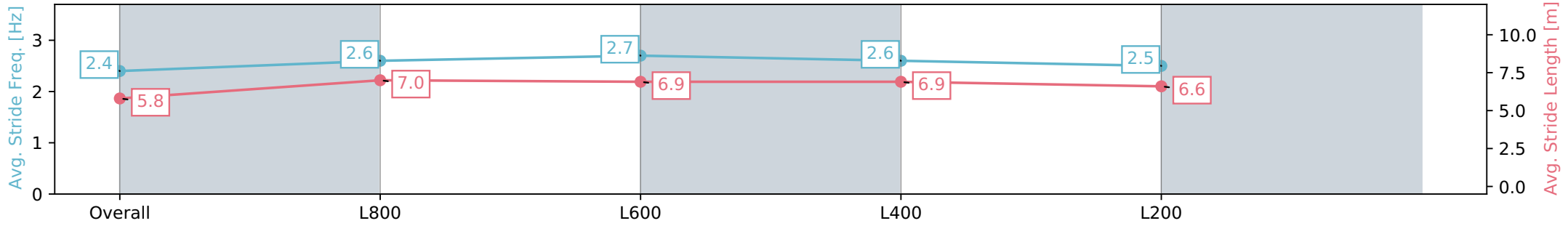
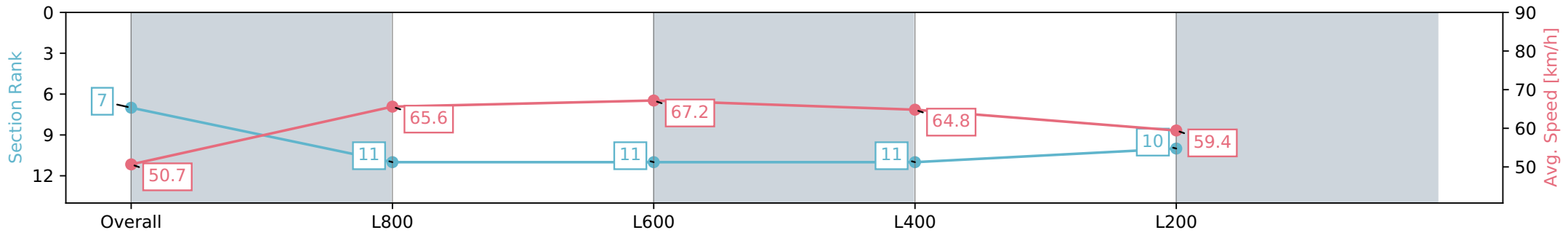
Race 9: Carlton Draught Murray Bridge Gold Cup 12
October Handicap - 1000m

15 June 2024 - 3:48PM

Track Rating: Soft 6, Weather: Overcast, Rail Position: True



Section	Overall	L800	L600	L400	L200
Section Times	0:59.72 [7] (0:14.24)	0:45.48 [11] (0:11.22)	0:34.26 [11] (0:11.01)	0:23.25 [11] (0:11.13)	0:12.12 [10] (0:12.12)
Average Speed [km/h]	50.7	65.6	67.2	64.8	59.4
Top Speed [km/h]	65.9	67.2	68.2	66.8	61.9
Avg. Dist. to Rail [m]	8.4	7.8	6.9	10.5	13.7
Avg. Stride Freq. [Hz]	2.4	2.6	2.7	2.6	2.5
Avg. Stride Length [m]	5.8	7.0	6.9	6.9	6.6



- [] Ranking at each section and finish
- :-:- No data available at this section
- NA No data available

Horse/Jockey Name	CHOSEN BLONDE/Felicity Atkinson
Finish Rank	8
Fastest Section Time (Section)	0:10.66 (L800)
Top Speed [km/h] (Section)	69.6 (Overall)
Race State	Finished



Thomas Farms RC Murray Bridge SA - Professional

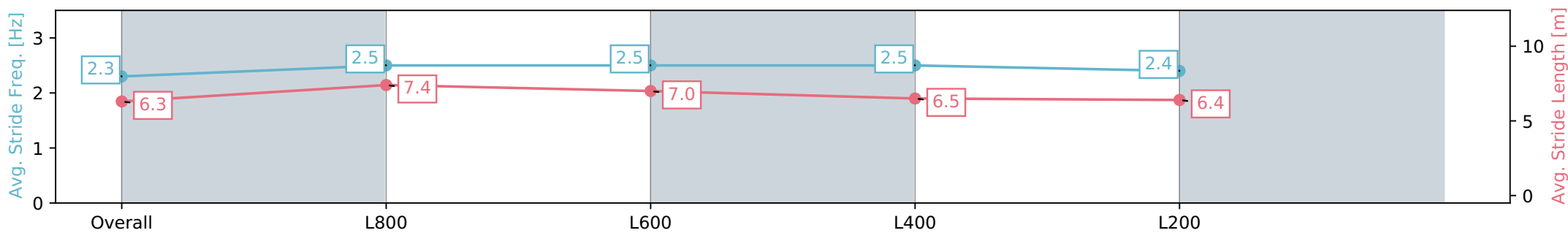
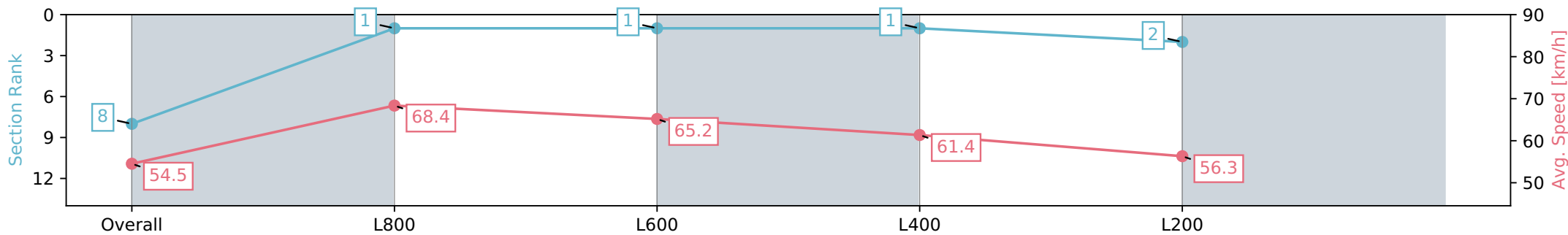
Race 9: Carlton Draught Murray Bridge Gold Cup 12
October Handicap - 1000m

15 June 2024 - 3:48PM

Track Rating: Soft 6, Weather: Overcast, Rail Position: True



Section	Overall	L800	L600	L400	L200
Section Times	0:59.85 [8] (0:13.24)	0:46.61 [1] (0:10.66)	0:35.95 [1] (0:11.44)	0:24.51 [1] (0:11.72)	0:12.79 [2] (0:12.79)
Average Speed [km/h]	54.5	68.4	65.2	61.4	56.3
Top Speed [km/h]	67.6	69.6	66.8	64.2	61.1
Avg. Dist. to Rail [m]	7.5	5.1	8.0	12.8	15.0
Avg. Stride Freq. [Hz]	2.3	2.5	2.5	2.5	2.4
Avg. Stride Length [m]	6.3	7.4	7.0	6.5	6.4



- [] Ranking at each section and finish
- :-:- No data available at this section
- NA No data available

Horse/Jockey Name	BIG DAY OUT/Samuel Payne
Finish Rank	9
Fastest Section Time (Section)	0:10.91 (L800)
Top Speed [km/h] (Section)	68.4 (Overall)
Race State	Finished



Thomas Farms RC Murray Bridge SA - Professional

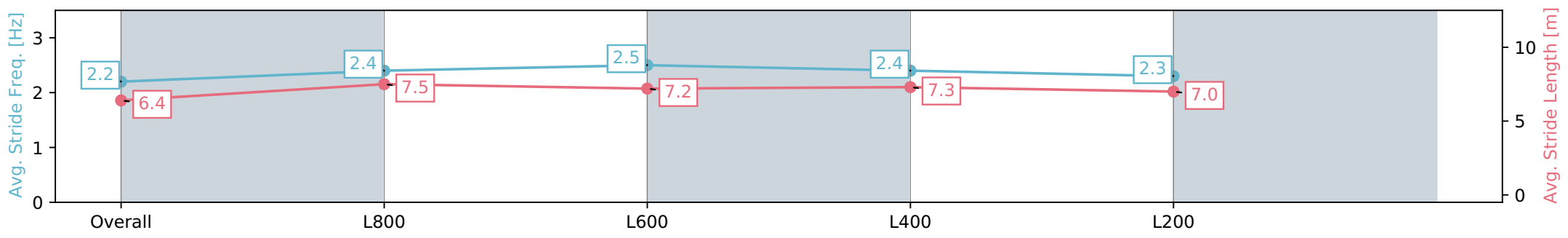
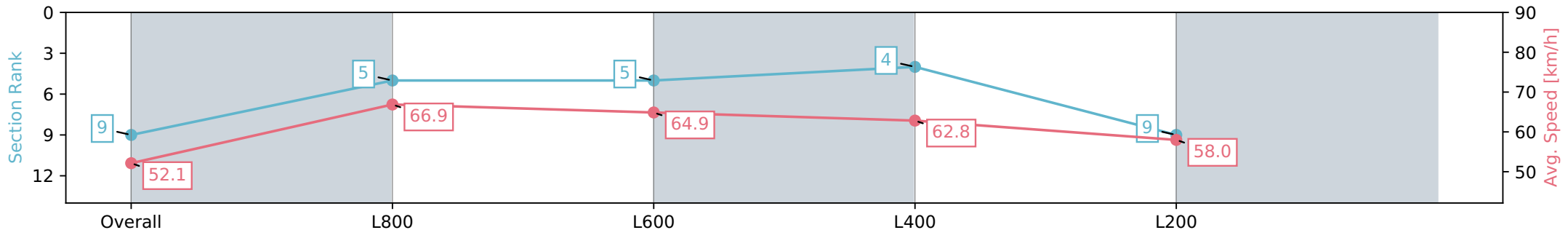
Race 9: Carlton Draught Murray Bridge Gold Cup 12
October Handicap - 1000m

15 June 2024 - 3:48PM



Track Rating: Soft 6, Weather: Overcast, Rail Position: True

Section	Overall	L800	L600	L400	L200
Section Times	0:59.93 [9] (0:13.82)	0:46.11 [5] (0:10.91)	0:35.20 [5] (0:11.33)	0:23.87 [4] (0:11.47)	0:12.40 [9] (0:12.40)
Average Speed [km/h]	52.1	66.9	64.9	62.8	58.0
Top Speed [km/h]	67.6	68.4	65.8	63.6	61.4
Avg. Dist. to Rail [m]	2.6	4.8	4.9	8.3	11.2
Avg. Stride Freq. [Hz]	2.2	2.4	2.5	2.4	2.3
Avg. Stride Length [m]	6.4	7.5	7.2	7.3	7.0



[] Ranking at each section and finish
 -:-:- No data available at this section
 NA No data available

Horse/Jockey Name	MY RUBY/Justin Potter
Finish Rank	10
Fastest Section Time (Section)	0:10.92 (L800)
Top Speed [km/h] (Section)	68.5 (Overall)
Race State	Finished



Thomas Farms RC Murray Bridge SA - Professional

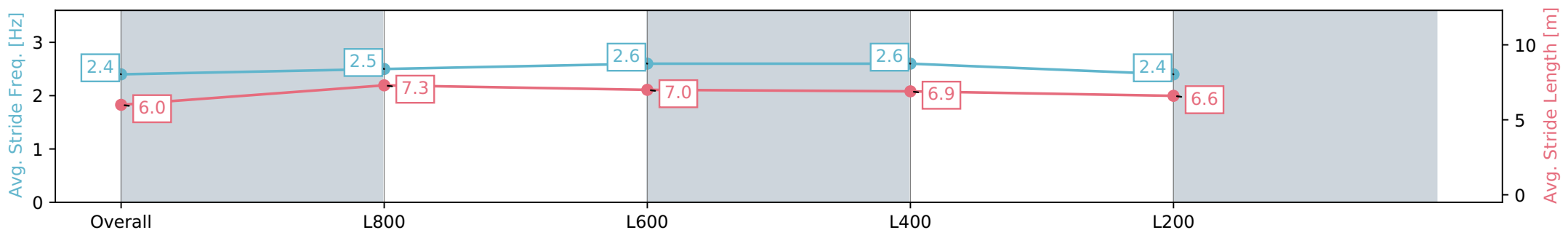
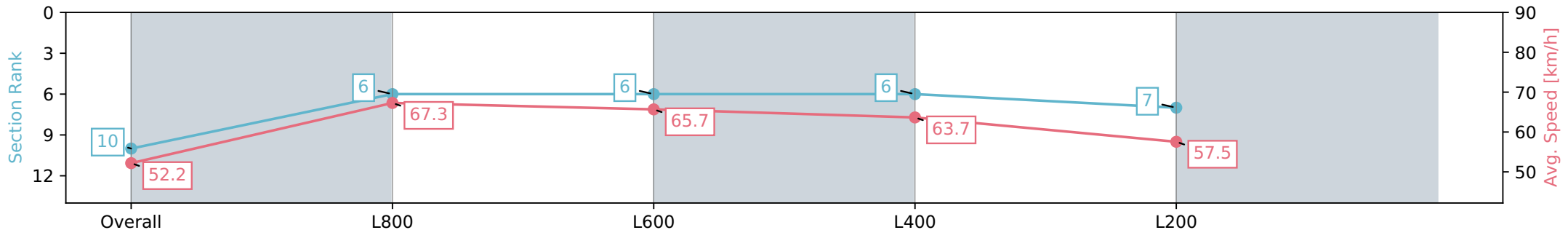
Race 9: Carlton Draught Murray Bridge Gold Cup 12
October Handicap - 1000m

15 June 2024 - 3:48PM



Track Rating: Soft 6, Weather: Overcast, Rail Position: True

Section	Overall	L800	L600	L400	L200
Section Times	0:59.97 [10] (0:13.83)	0:46.14 [6] (0:10.92)	0:35.22 [6] (0:11.40)	0:23.82 [6] (0:11.32)	0:12.50 [7] (0:12.50)
Average Speed [km/h]	52.2	67.3	65.7	63.7	57.5
Top Speed [km/h]	66.6	68.5	66.7	66.6	60.3
Avg. Dist. to Rail [m]	7.6	8.2	8.8	13.6	15.0
Avg. Stride Freq. [Hz]	2.4	2.5	2.6	2.6	2.4
Avg. Stride Length [m]	6.0	7.3	7.0	6.9	6.6



[] Ranking at each section and finish
 -:-:- No data available at this section
 NA No data available

Horse/Jockey Name	LITTLE RICH BOY/Sophie Logan
Finish Rank	11
Fastest Section Time (Section)	0:11.03 (L800)
Top Speed [km/h] (Section)	67.6 (Overall)
Race State	Finished



Thomas Farms RC Murray Bridge SA - Professional

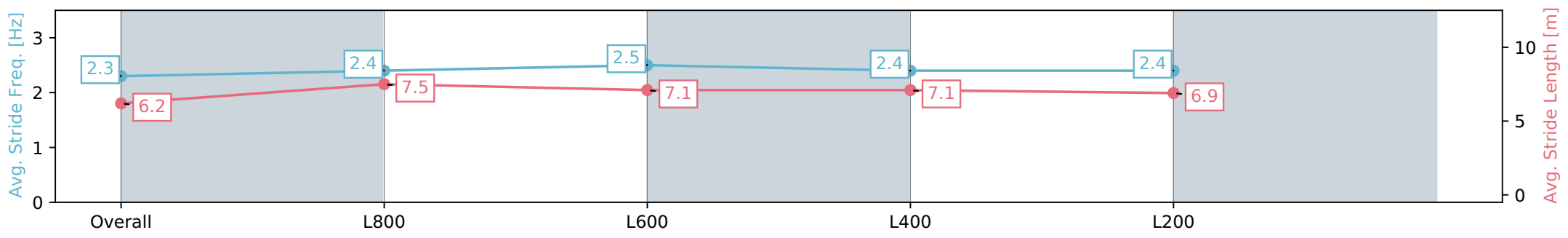
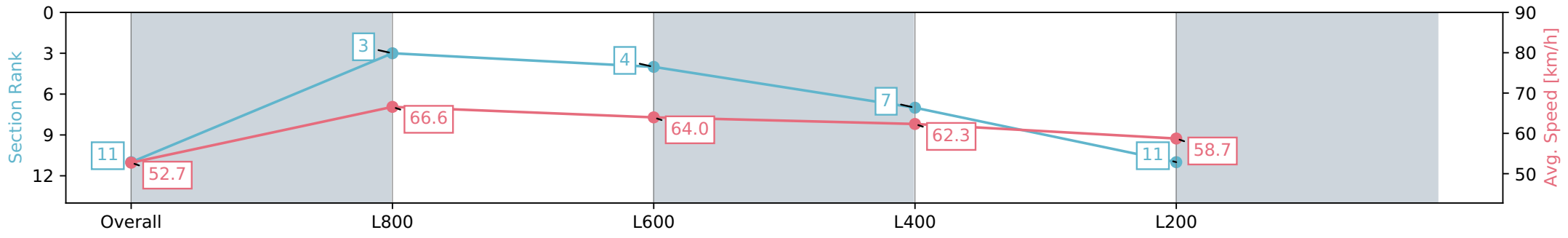
Race 9: Carlton Draught Murray Bridge Gold Cup 12
October Handicap - 1000m

15 June 2024 - 3:48PM



Track Rating: Soft 6, Weather: Overcast, Rail Position: True

Section	Overall	L800	L600	L400	L200
Section Times	1:00.09 [11] (0:13.66)	0:46.43 [3] (0:11.03)	0:35.40 [4] (0:11.57)	0:23.82 [7] (0:11.56)	0:12.26 [11] (0:12.26)
Average Speed [km/h]	52.7	66.6	64.0	62.3	58.7
Top Speed [km/h]	66.0	67.6	65.8	64.3	61.1
Avg. Dist. to Rail [m]	6.0	7.1	7.0	10.8	14.5
Avg. Stride Freq. [Hz]	2.3	2.4	2.5	2.4	2.4
Avg. Stride Length [m]	6.2	7.5	7.1	7.1	6.9



[] Ranking at each section and finish
 -:-:- No data available at this section
 NA No data available