



RACINGSA

# Thomas Farms RC Murray Bridge SA Race 7: Spry Civil Construction Handicap - 1400m

15 June 2024 - 2:28PM

Track Rating: Soft 6, Weather: Overcast, Rail Position: True



Murray Bridge  
Racing Club

Section Field Times							Overall	L1200	L1000	L800	L600	L400		
							1:25.20 (0:13.54)	1:11.66 (0:10.95)	1:00.71 (0:11.63)	0:49.08 (0:12.15)	0:36.93 (0:12.11)	0:24.81 (0:12.13)		
Position	#	Horse/Jockey	Barrier	Top Speed [km/h]	Fastest Section	First 400m							Distance Travelled From Winner [m]	
1	3	RIVERPLATE Todd Pannell	11	66.5 1400-1200	0:11.09 1200-1000	0:24.91	1:25.20 (0:13.82)	1:11.38 [6] (0:11.09)	1:00.29 [8] (0:11.69)	0:48.60 [7] (0:12.00)	0:36.60 [5] (0:12.03)	0:24.57 [6] (0:11.99)		
2	16	KUSHAN KHANIVALE Jessica Eaton	4	66.2 1400-1200	0:11.02 1200-1000	0:24.64	1:25.59 (0:13.62)	1:11.97 [2] (0:11.02)	1:00.95 [3] (0:11.71)	0:49.24 [3] (0:12.11)	0:37.13 [4] (0:12.03)	0:25.10 [4] (0:12.03)	+4	
3	14	AIGUILLETTE Dom Tourneur	18	67.4 1400-1200	0:10.97 1200-1000	0:25.38	1:25.59 (0:14.41)	1:11.18 [13] (0:10.97)	1:00.21 [13] (0:11.54)	0:48.67 [12] (0:12.00)	0:36.67 [11] (0:11.98)	0:24.69 [10] (0:11.88)	+7	
4	20	FREE VINO Rochelle Milnes	5	66.3 1400-1200	0:11.04 1200-1000	0:24.90	1:25.61 (0:13.86)	1:11.75 [7] (0:11.04)	1:00.71 [7] (0:11.69)	0:49.02 [6] (0:12.05)	0:36.97 [6] (0:11.97)	0:25.00 [5] (0:12.06)	-1	
5	4	EAMONN'S MEMORY Jason Holder	10	66.7 1400-1200	0:11.04 1200-1000	0:25.22	1:25.79 (0:14.18)	1:11.61 [11] (0:11.04)	1:00.57 [11] (0:11.63)	0:48.94 [10] (0:11.93)	0:37.01 [9] (0:11.90)	0:25.11 [7] (0:12.12)	-4	
6	10	MELISSA KATE Kate Walters	17	66.0 1400-1200	0:11.02 1200-1000	0:25.17	1:25.86 (0:14.15)	1:11.71 [10] (0:11.02)	1:00.69 [9] (0:11.60)	0:49.09 [9] (0:11.99)	0:37.10 [8] (0:12.08)	0:25.02 [9] (0:11.99)	+3	
7	11	EASY BEAST Sophie Logan	2	66.5 1400-1200	0:10.95 1200-1000	0:24.49	1:25.89 (0:13.54)	1:12.35 [1] (0:10.95)	1:01.40 [1] (0:11.62)	0:49.78 [1] (0:12.16)	0:37.62 [2] (0:12.12)	0:25.50 [2] (0:12.34)	-6	
8	19	COVERT WITNESS Alana Livesey	8	66.0 1400-1200	0:11.16 1200-1000	0:25.20	1:26.08 (0:14.04)	1:12.04 [9] (0:11.16)	1:00.88 [10] (0:11.70)	0:49.18 [11] (0:12.07)	0:37.11 [12] (0:12.03)	0:25.08 [11] (0:12.05)	-3	
9	15	BULLS ON PARADE Justin Potter	14	66.1 1400-1200	0:11.06 1200-1000	0:24.85	1:26.08 (0:13.79)	1:12.29 [5] (0:11.06)	1:01.23 [6] (0:11.70)	0:49.53 [5] (0:12.20)	0:37.33 [7] (0:12.08)	0:25.25 [8] (0:12.15)	+6	
10	18	OCEAN BLAST Teagan Voorham	15	66.8 1400-1200	0:11.04 1200-1000	0:25.37	1:26.10 (0:14.33)	1:11.77 [12] (0:11.04)	1:00.73 [12] (0:11.61)	0:49.12 [13] (0:12.07)	0:37.05 [13] (0:12.12)	0:24.93 [13] (0:11.88)	+7	

Scratched: Lord Vladivostok (#1), Outta Compton (#5), Annihilate (#6), Enna's Dream (#8), Eishaa (#9), Super Sharp (#17)

Report Created: Sat 15 June 2024 15:16:05 GMT+10 (Note: Timing is based on positional data)

Page 1/18

- [ ] Position in running at each section and finish
- #: Saddle cloth number
- :-:- No data available at this section
- DNF Did not finish
- NA No data available
- DNT Did not track
- █ Background shading for fastest section



RACINGSA

# Thomas Farms RC Murray Bridge SA

## Race 7: Spry Civil Construction Handicap - 1400m

15 June 2024 - 2:28PM



Murray Bridge  
Racing Club

Track Rating: Soft 6, Weather: Overcast, Rail Position: True

Section													Overall	L1200	L1000	L800	L600	L400	
Field Times													1:25.20 (0:13.54)	1:11.66 (0:10.95)	1:00.71 (0:11.63)	0:49.08 (0:12.15)	0:36.93 (0:12.11)	0:24.81 (0:12.13)	
Position	#	Horse/Jockey	Barrier	Top Speed [km/h]	Fastest Section	First 400m									Distance Travelled From Winner [m]				
11	13	<b>PERSIAN EMPIRE</b> Anna Jordsjo	9	67.0 1400-1200	0:10.95 1200-1000	0:24.84	1:26.29 (0:13.89)	1:12.40 [8] (0:10.95)	1:01.45 [5] (0:11.88)	0:49.57 [8] (0:12.06)	0:37.51 [10] (0:12.26)	0:25.25 [12] (0:12.20)		+4					
12	2	<b>METRO LEGEND</b> Jacob Opperman	7	66.8 1400-1200	0:10.98 1200-1000	0:24.63	1:26.32 (0:13.65)	1:12.67 [3] (0:10.98)	1:01.69 [2] (0:11.60)	0:50.09 [2] (0:12.04)	0:38.05 [1] (0:12.11)	0:25.94 [1] (0:12.34)		-3					
13	7	<b>BILLIE BRONX</b> Margaret Collett	3	66.4 1400-1200	0:11.00 1200-1000	0:24.77	1:26.32 (0:13.77)	1:12.55 [4] (0:11.00)	1:01.55 [4] (0:11.57)	0:49.97 [4] (0:12.07)	0:37.90 [3] (0:12.05)	0:25.85 [3] (0:12.48)		-2					
14	12	<b>LOMAX</b> Dylan Caboche	16	66.5 1400-1200	0:11.05 1200-1000	0:25.56	1:26.37 (0:14.51)	1:11.86 [14] (0:11.05)	1:00.81 [14] (0:11.65)	0:49.16 [14] (0:11.92)	0:37.24 [14] (0:12.04)	0:25.20 [13] (0:12.26)		-6					

Scratched: Lord Vladivostok (#1), Outta Compton (#5), Annihilate (#6), Enna's Dream (#8), Eishaa (#9), Super Sharp (#17)

- [ ] Position in running at each section and finish
- # Saddle cloth number
- :-:- No data available at this section
- DNF Did not finish
- NA No data available
- DNT Did not track
- █ Background shading for fastest section



RACINGSA

# Thomas Farms RC Murray Bridge SA Race 7: Spry Civil Construction Handicap - 1400m

15 June 2024 - 2:28PM

Track Rating: Soft 6, Weather: Overcast, Rail Position: True



Murray Bridge  
Racing Club

### Section

### Field Times

L200

0:12.68

(0:12.68)

Position	#	Horse/Jockey	Barrier	Top Speed [km/h]	Fastest Section	First 400m	Margin							Distance Travelled From Winner [m]
1	3	RIVERPLATE Todd Pannell	11	66.5 1400-1200	0:11.09 1200-1000	0:24.91	0:12.58 [2] (0:12.57)	1:25.20						
2	16	KUSHAN KHANIVALE Jessica Eaton	4	66.2 1400-1200	0:11.02 1200-1000	0:24.64	0:13.07 [1] (0:13.07)	2.2L						+4
3	14	AIGUILLETTE Dom Tourneur	18	67.4 1400-1200	0:10.97 1200-1000	0:25.38	0:12.81 [6] (0:12.81)	2.3L						+7
4	20	FREE VINO Rochelle Milnes	5	66.3 1400-1200	0:11.04 1200-1000	0:24.90	0:12.94 [3] (0:12.94)	2.4L						-1
5	4	EAMONN'S MEMORY Jason Holder	10	66.7 1400-1200	0:11.04 1200-1000	0:25.22	0:12.99 [7] (0:12.99)	3.5L						-4
6	10	MELISSA KATE Kate Walters	17	66.0 1400-1200	0:11.02 1200-1000	0:25.17	0:13.03 [8] (0:13.03)	3.9L						+3
7	11	EASY BEAST Sophie Logan	2	66.5 1400-1200	0:10.95 1200-1000	0:24.49	0:13.16 [5] (0:13.16)	4.0L						-6
8	19	COVERT WITNESS Alana Livesey	8	66.0 1400-1200	0:11.16 1200-1000	0:25.20	0:13.03 [12] (0:13.03)	5.1L						-3
9	15	BULLS ON PARADE Justin Potter	14	66.1 1400-1200	0:11.06 1200-1000	0:24.85	0:13.10 [10] (0:13.10)	5.1L						+6
10	18	OCEAN BLAST Teagan Voorham	15	66.8 1400-1200	0:11.04 1200-1000	0:25.37	0:13.05 [11] (0:13.05)	5.3L						+7

Scratched: Lord Vladivostok (#1), Outta Compton (#5), Annihilate (#6), Enna's Dream (#8), Eishaa (#9), Super Sharp (#17)

Report Created: Sat 15 June 2024 15:16:05 GMT+10 (Note: Timing is based on positional data)

- [ ] Position in running at each section and finish # Saddle cloth number
- :-:- No data available at this section DNF Did not finish
- NA No data available DNT Did not track
- █ Background shading for fastest section



RACINGSA

# Thomas Farms RC Murray Bridge SA

## Race 7: Spry Civil Construction Handicap - 1400m

15 June 2024 - 2:28PM



Murray Bridge  
Racing Club

Track Rating: Soft 6, Weather: Overcast, Rail Position: True

### Section

### Field Times

L200

0:12.68

(0:12.68)

Position	#	Horse/Jockey	Barrier	Top Speed [km/h]	Fastest Section	First 400m	Margin							Distance Travelled From Winner [m]
11	13	<b>PERSIAN EMPIRE</b>	9	67.0	0:10.95	0:24.84	0:13.05 [13]	6.4L						+4
		Anna Jordsjo		1400-1200	1200-1000		(0:13.05)							
12	2	<b>METRO LEGEND</b>	7	66.8	0:10.98	0:24.63	0:13.60 [4]	6.6L						-3
		Jacob Opperman		1400-1200	1200-1000		(0:13.60)							
13	7	<b>BILLIE BRONX</b>	3	66.4	0:11.00	0:24.77	0:13.37 [9]	6.6L						-2
		Margaret Collett		1400-1200	1200-1000		(0:13.37)							
14	12	<b>LOMAX</b>	16	66.5	0:11.05	0:25.56	0:12.94 [14]	6.8L						-6
		Dylan Caboche		1400-1200	1200-1000		(0:12.94)							

Scratched: Lord Vladivostok (#1), Outta Compton (#5), Annihilate (#6), Enna's Dream (#8), Eishaa (#9), Super Sharp (#17)

- [ ] Position in running at each section and finish # Saddle cloth number
- :-:- No data available at this section DNF Did not finish
- NA No data available DNT Did not track
- █ Background shading for fastest section

Horse/Jockey Name	RIVERPLATE/Todd Pannell
Finish Rank	1
Fastest Section Time (Section)	0:11.09 (L1200)
Top Speed [km/h] (Section)	66.5 (Overall)
Race State	Finished



Thomas Farms RC Murray Bridge SA - Professional

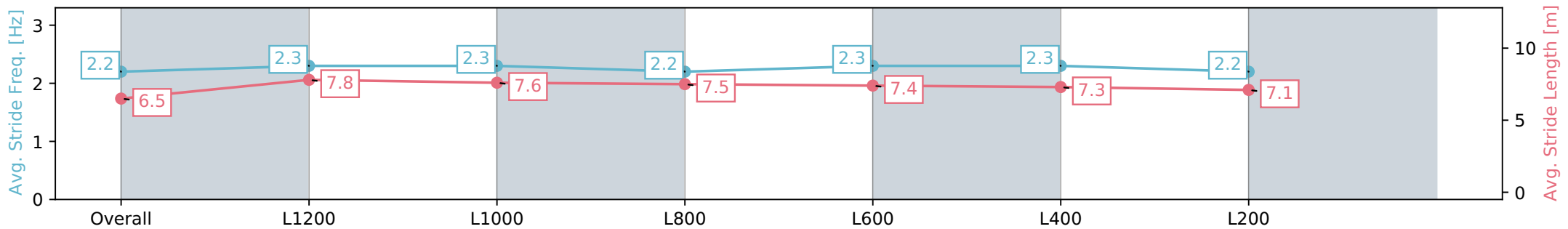
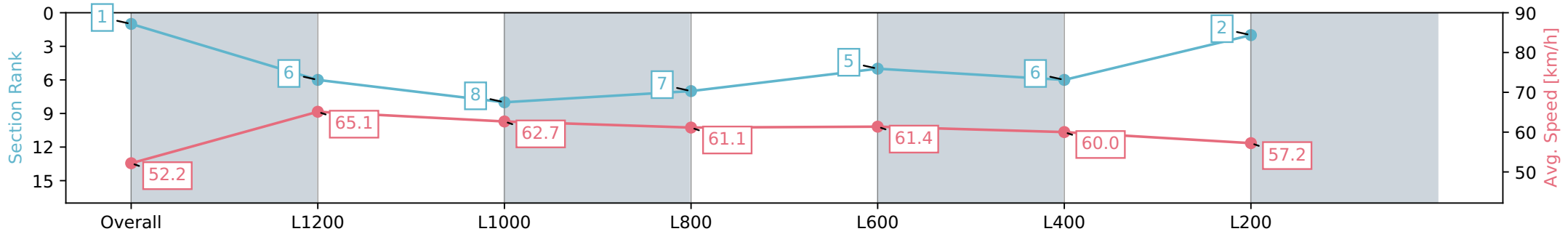
Race 7: Spry Civil Construction Handicap - 1400m

15 June 2024 - 2:28PM

Track Rating: Soft 6, Weather: Overcast, Rail Position: True



Section	Overall	L1200	L1000	L800	L600	L400	L200
Section Times	1:25.20 [1] (0:13.82)	1:11.38 [6] (0:11.09)	1:00.29 [8] (0:11.69)	0:48.60 [7] (0:12.00)	0:36.60 [5] (0:12.03)	0:24.57 [6] (0:11.99)	0:12.58 [2] (0:12.57)
Average Speed [km/h]	52.2	65.1	62.7	61.1	61.4	60.0	57.2
Top Speed [km/h]	65.0	66.5	63.8	62.0	62.2	61.0	58.8
Avg. Dist. to Rail [m]	7.5	4.3	3.5	4.0	5.4	10.9	14.3
Avg. Stride Freq. [Hz]	2.2	2.3	2.3	2.2	2.3	2.3	2.2
Avg. Stride Length [m]	6.5	7.8	7.6	7.5	7.4	7.3	7.1



[ ] Ranking at each section and finish  
 -:-:- No data available at this section  
 NA No data available

Horse/Jockey Name	KUSHAN KHANIVALE/Jessica Eaton
Finish Rank	2
Fastest Section Time (Section)	0:11.02 (L1200)
Top Speed [km/h] (Section)	66.2 (Overall)
Race State	Finished



Thomas Farms RC Murray Bridge SA - Professional

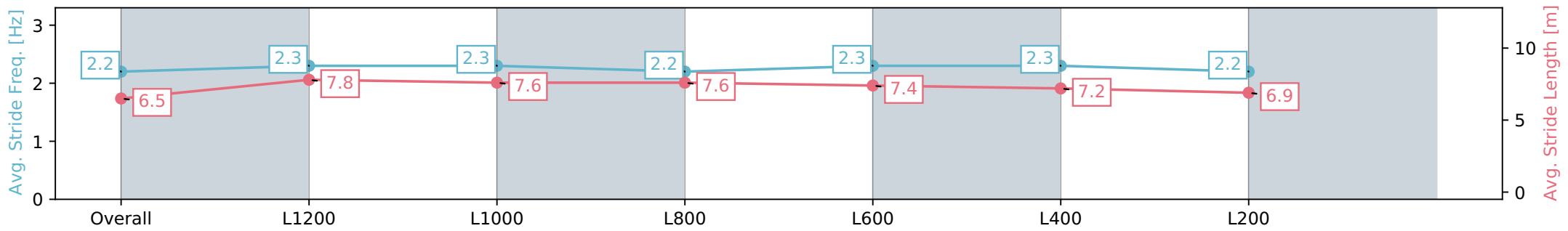
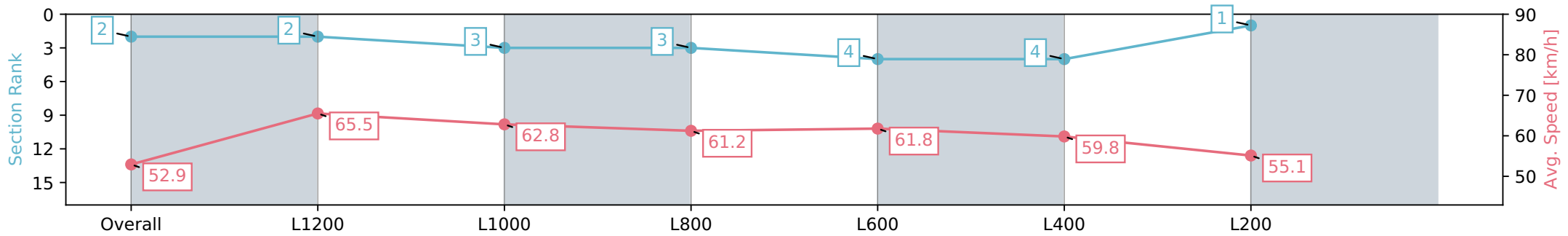
Race 7: Spry Civil Construction Handicap - 1400m

15 June 2024 - 2:28PM

Track Rating: Soft 6, Weather: Overcast, Rail Position: True



Section	Overall	L1200	L1000	L800	L600	L400	L200
Section Times	1:25.59 [2] (0:13.62)	1:11.97 [2] (0:11.02)	1:00.95 [3] (0:11.71)	0:49.24 [3] (0:12.11)	0:37.13 [4] (0:12.03)	0:25.10 [4] (0:12.03)	0:13.07 [1] (0:13.07)
Average Speed [km/h]	52.9	65.5	62.8	61.2	61.8	59.8	55.1
Top Speed [km/h]	65.7	66.2	64.3	62.5	62.5	62.5	56.6
Avg. Dist. to Rail [m]	2.4	2.5	4.1	6.3	7.2	11.1	12.7
Avg. Stride Freq. [Hz]	2.2	2.3	2.3	2.2	2.3	2.3	2.2
Avg. Stride Length [m]	6.5	7.8	7.6	7.6	7.4	7.2	6.9



- [ ] Ranking at each section and finish
- :-:- No data available at this section
- NA No data available

Horse/Jockey Name	AIGUILLETTE/Dom Tourneur
Finish Rank	3
Fastest Section Time (Section)	0:10.97 (L1200)
Top Speed [km/h] (Section)	67.4 (Overall)
Race State	Finished



Thomas Farms RC Murray Bridge SA - Professional

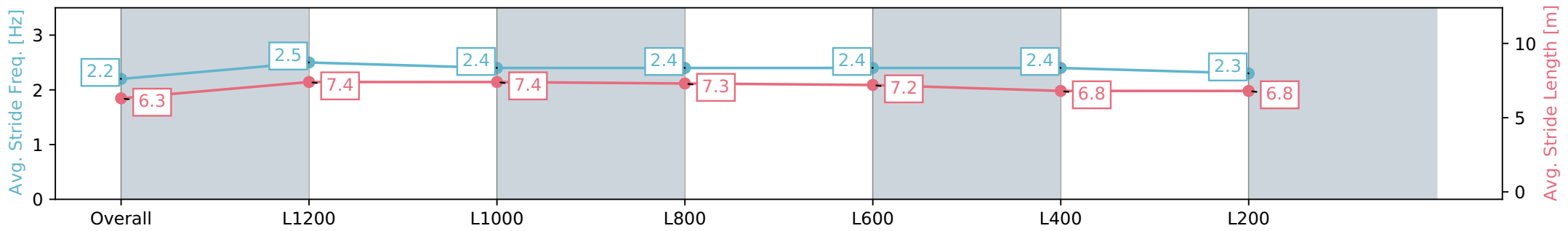
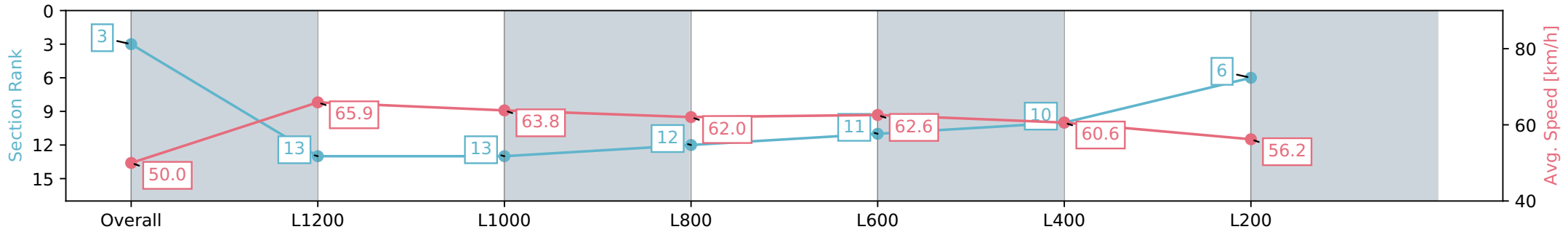
Race 7: Spry Civil Construction Handicap - 1400m

15 June 2024 - 2:28PM

Track Rating: Soft 6, Weather: Overcast, Rail Position: True



Section	Overall	L1200	L1000	L800	L600	L400	L200
Section Times	1:25.59 [3] (0:14.41)	1:11.18 [13] (0:10.97)	1:00.21 [13] (0:11.54)	0:48.67 [12] (0:12.00)	0:36.67 [11] (0:11.98)	0:24.69 [10] (0:11.88)	0:12.81 [6] (0:12.81)
Average Speed [km/h]	50.0	65.9	63.8	62.0	62.6	60.6	56.2
Top Speed [km/h]	63.3	67.4	66.7	63.5	64.3	63.8	59.0
Avg. Dist. to Rail [m]	10.1	4.6	4.5	6.8	9.1	14.9	16.5
Avg. Stride Freq. [Hz]	2.2	2.5	2.4	2.4	2.4	2.4	2.3
Avg. Stride Length [m]	6.3	7.4	7.4	7.3	7.2	6.8	6.8



[ ] Ranking at each section and finish  
 -:-:- No data available at this section  
 NA No data available

Horse/Jockey Name	FREE VINO/Rochelle Milnes
Finish Rank	4
Fastest Section Time (Section)	0:11.04 (L1200)
Top Speed [km/h] (Section)	66.3 (Overall)
Race State	Finished



Thomas Farms RC Murray Bridge SA - Professional

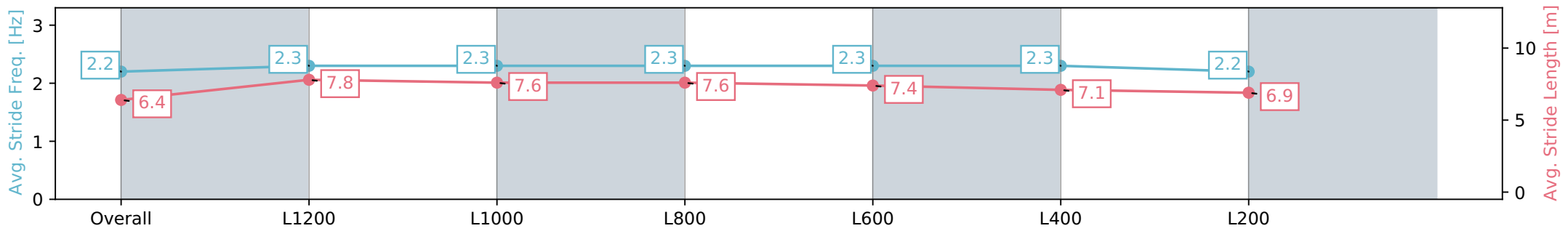
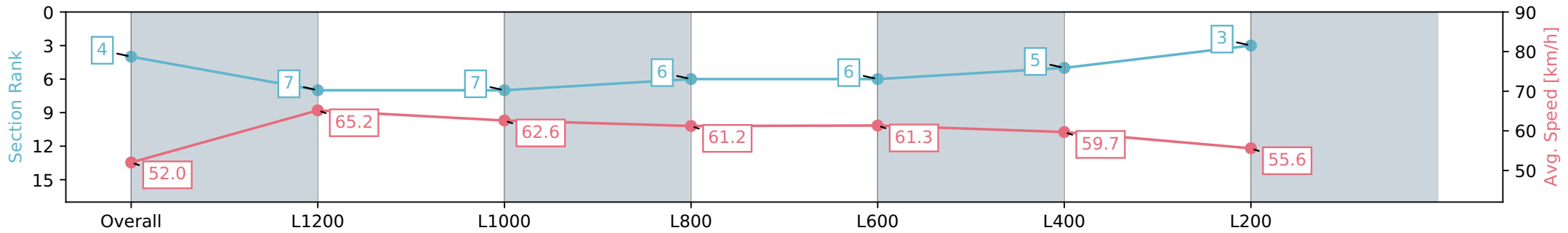
Race 7: Spry Civil Construction Handicap - 1400m

15 June 2024 - 2:28PM

Track Rating: Soft 6, Weather: Overcast, Rail Position: True



Section	Overall	L1200	L1000	L800	L600	L400	L200
Section Times	1:25.61 [4] (0:13.86)	1:11.75 [7] (0:11.04)	1:00.71 [7] (0:11.69)	0:49.02 [6] (0:12.05)	0:36.97 [6] (0:11.97)	0:25.00 [5] (0:12.06)	0:12.94 [3] (0:12.94)
Average Speed [km/h]	52.0	65.2	62.6	61.2	61.3	59.7	55.6
Top Speed [km/h]	64.4	66.3	64.5	61.9	62.1	60.6	57.7
Avg. Dist. to Rail [m]	3.1	0.8	3.1	4.8	4.3	7.1	7.8
Avg. Stride Freq. [Hz]	2.2	2.3	2.3	2.3	2.3	2.3	2.2
Avg. Stride Length [m]	6.4	7.8	7.6	7.6	7.4	7.1	6.9



[ ] Ranking at each section and finish  
 -:-:- No data available at this section  
 NA No data available



Horse/Jockey Name	EAMONN'S MEMORY/Jason Holder
Finish Rank	5
Fastest Section Time (Section)	0:11.04 (L1200)
Top Speed [km/h] (Section)	66.7 (Overall)
Race State	Finished



Thomas Farms RC Murray Bridge SA - Professional

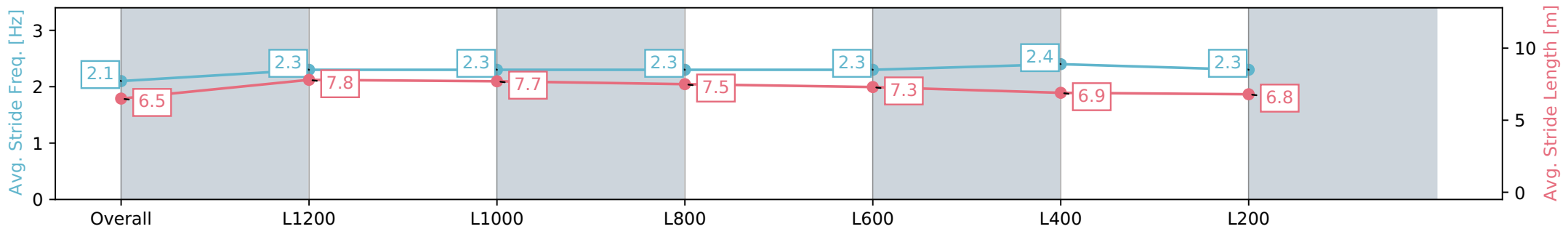
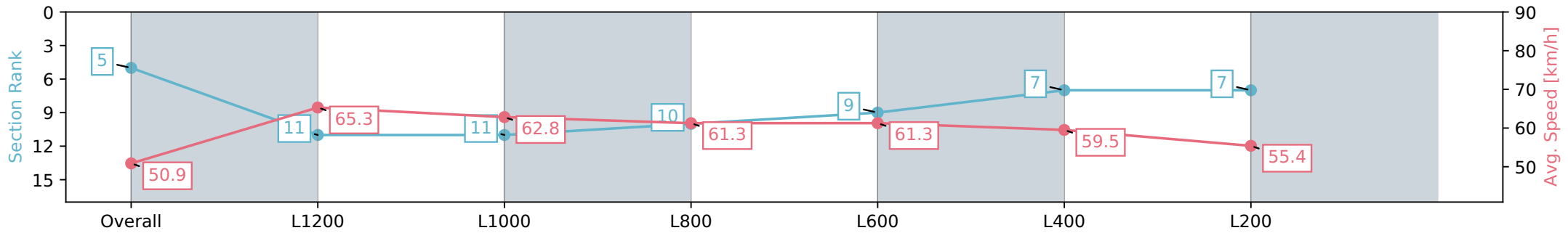
Race 7: Spry Civil Construction Handicap - 1400m

15 June 2024 - 2:28PM

Track Rating: Soft 6, Weather: Overcast, Rail Position: True



Section	Overall	L1200	L1000	L800	L600	L400	L200
Section Times	1:25.79 [5] (0:14.18)	1:11.61 [11] (0:11.04)	1:00.57 [11] (0:11.63)	0:48.94 [10] (0:11.93)	0:37.01 [9] (0:11.90)	0:25.11 [7] (0:12.12)	0:12.99 [7] (0:12.99)
Average Speed [km/h]	50.9	65.3	62.8	61.3	61.3	59.5	55.4
Top Speed [km/h]	63.0	66.7	64.2	61.8	62.7	61.5	57.1
Avg. Dist. to Rail [m]	6.7	2.3	3.0	3.1	3.0	4.7	5.1
Avg. Stride Freq. [Hz]	2.1	2.3	2.3	2.3	2.3	2.4	2.3
Avg. Stride Length [m]	6.5	7.8	7.7	7.5	7.3	6.9	6.8



- [ ] Ranking at each section and finish
- :-:- No data available at this section
- NA No data available

Horse/Jockey Name	MELISSA KATE/Kate Walters
Finish Rank	6
Fastest Section Time (Section)	0:11.02 (L1200)
Top Speed [km/h] (Section)	66.0 (Overall)
Race State	Finished



Thomas Farms RC Murray Bridge SA - Professional

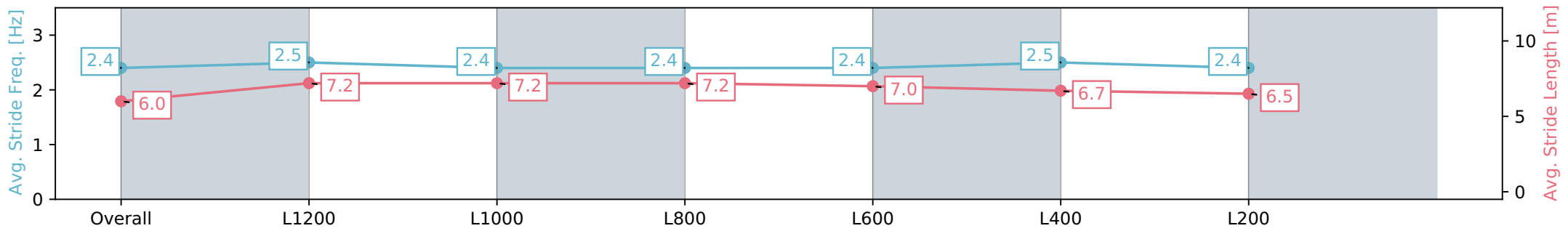
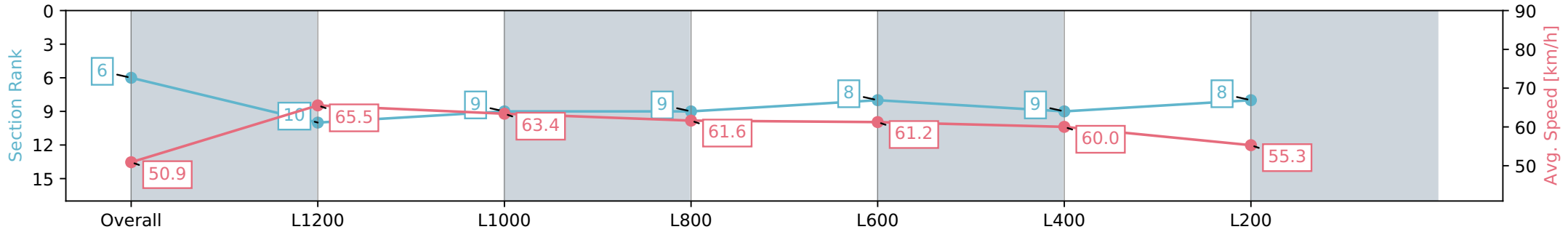
Race 7: Spry Civil Construction Handicap - 1400m

15 June 2024 - 2:28PM

Track Rating: Soft 6, Weather: Overcast, Rail Position: True



Section	Overall	L1200	L1000	L800	L600	L400	L200
Section Times	1:25.86 [6] (0:14.15)	1:11.71 [10] (0:11.02)	1:00.69 [9] (0:11.60)	0:49.09 [9] (0:11.99)	0:37.10 [8] (0:12.08)	0:25.02 [9] (0:11.99)	0:13.03 [8] (0:13.03)
Average Speed [km/h]	50.9	65.5	63.4	61.6	61.2	60.0	55.3
Top Speed [km/h]	64.6	66.0	65.2	63.2	62.4	61.3	58.7
Avg. Dist. to Rail [m]	9.5	4.5	4.2	5.1	6.4	11.6	13.2
Avg. Stride Freq. [Hz]	2.4	2.5	2.4	2.4	2.4	2.5	2.4
Avg. Stride Length [m]	6.0	7.2	7.2	7.2	7.0	6.7	6.5



[ ] Ranking at each section and finish  
 -:-:- No data available at this section  
 NA No data available

Horse/Jockey Name	EASY BEAST/Sophie Logan
Finish Rank	7
Fastest Section Time (Section)	0:10.95 (L1200)
Top Speed [km/h] (Section)	66.5 (Overall)
Race State	Finished



Thomas Farms RC Murray Bridge SA - Professional

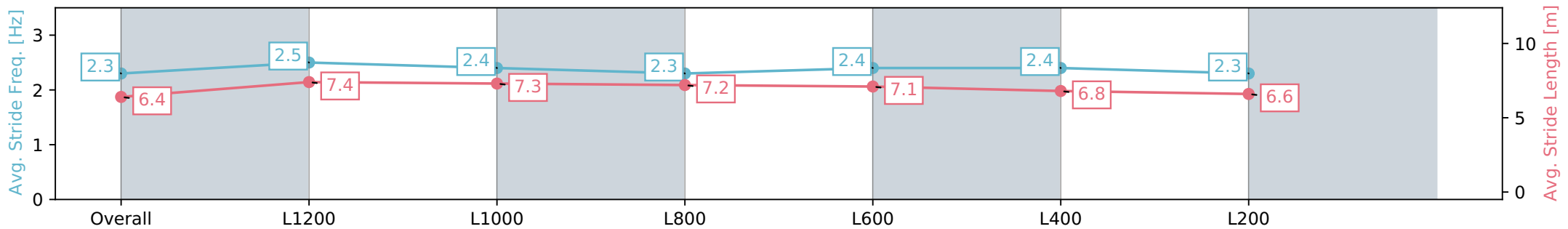
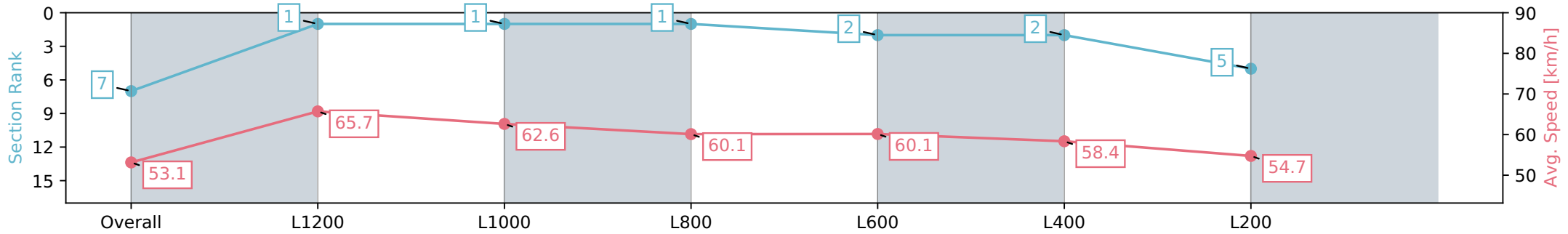
Race 7: Spry Civil Construction Handicap - 1400m

15 June 2024 - 2:28PM

Track Rating: Soft 6, Weather: Overcast, Rail Position: True



Section	Overall	L1200	L1000	L800	L600	L400	L200
Section Times	1:25.89 [7] (0:13.54)	1:12.35 [1] (0:10.95)	1:01.40 [1] (0:11.62)	0:49.78 [1] (0:12.16)	0:37.62 [2] (0:12.12)	0:25.50 [2] (0:12.34)	0:13.16 [5] (0:13.16)
Average Speed [km/h]	53.1	65.7	62.6	60.1	60.1	58.4	54.7
Top Speed [km/h]	66.0	66.5	64.2	61.2	61.4	60.4	57.0
Avg. Dist. to Rail [m]	1.1	1.3	2.0	2.8	3.2	5.7	6.2
Avg. Stride Freq. [Hz]	2.3	2.5	2.4	2.3	2.4	2.4	2.3
Avg. Stride Length [m]	6.4	7.4	7.3	7.2	7.1	6.8	6.6



- [ ] Ranking at each section and finish
- :-:- No data available at this section
- NA No data available

Horse/Jockey Name	COVERT WITNESS/Alana Livesey
Finish Rank	8
Fastest Section Time (Section)	0:11.16 (L1200)
Top Speed [km/h] (Section)	66.0 (Overall)
Race State	Finished



Thomas Farms RC Murray Bridge SA - Professional

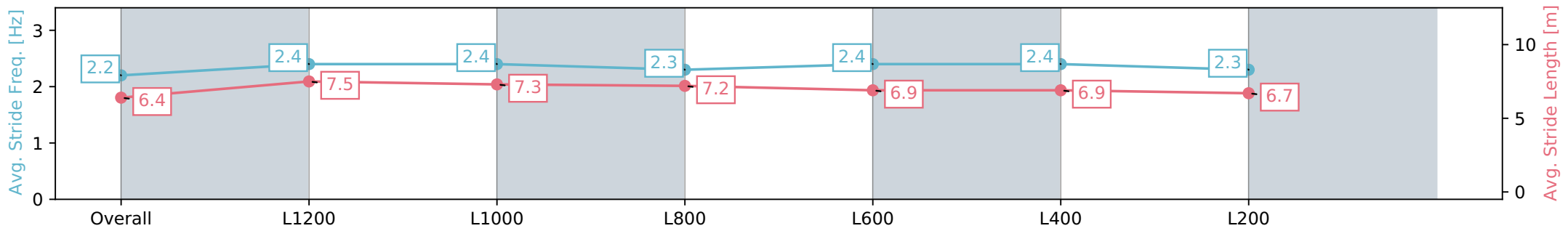
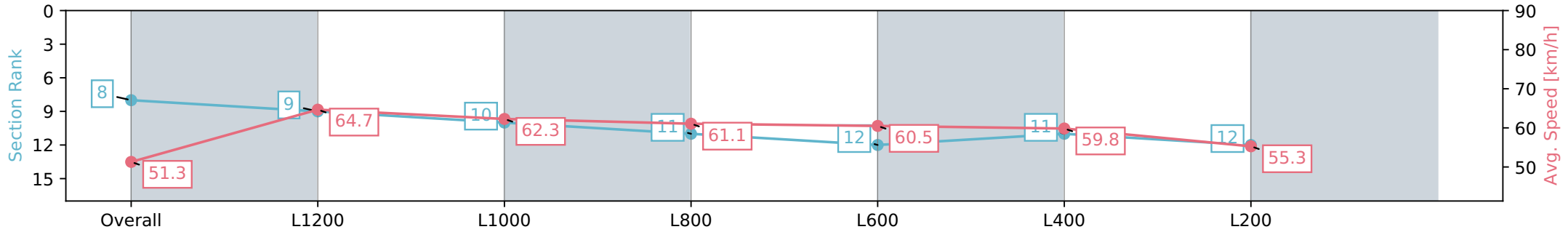
Race 7: Spry Civil Construction Handicap - 1400m

15 June 2024 - 2:28PM

Track Rating: Soft 6, Weather: Overcast, Rail Position: True



Section	Overall	L1200	L1000	L800	L600	L400	L200
Section Times	1:26.08 [8] (0:14.04)	1:12.04 [9] (0:11.16)	1:00.88 [10] (0:11.70)	0:49.18 [11] (0:12.07)	0:37.11 [12] (0:12.03)	0:25.08 [11] (0:12.05)	0:13.03 [12] (0:13.03)
Average Speed [km/h]	51.3	64.7	62.3	61.1	60.5	59.8	55.3
Top Speed [km/h]	64.9	66.0	63.7	62.0	62.1	61.0	57.7
Avg. Dist. to Rail [m]	3.9	2.4	3.0	4.0	3.0	5.9	8.5
Avg. Stride Freq. [Hz]	2.2	2.4	2.4	2.3	2.4	2.4	2.3
Avg. Stride Length [m]	6.4	7.5	7.3	7.2	6.9	6.9	6.7



- [ ] Ranking at each section and finish
- :-:- No data available at this section
- NA No data available

Horse/Jockey Name	BULLS ON PARADE/Justin Potter
Finish Rank	9
Fastest Section Time (Section)	0:11.06 (L1200)
Top Speed [km/h] (Section)	66.1 (Overall)
Race State	Finished



Thomas Farms RC Murray Bridge SA - Professional

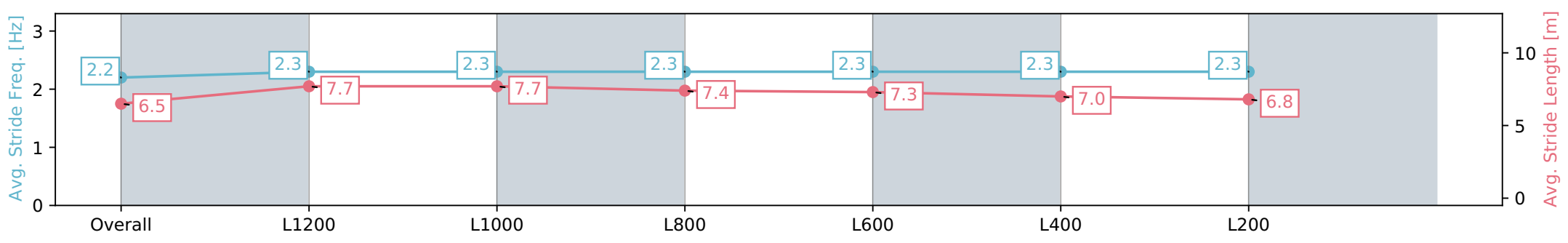
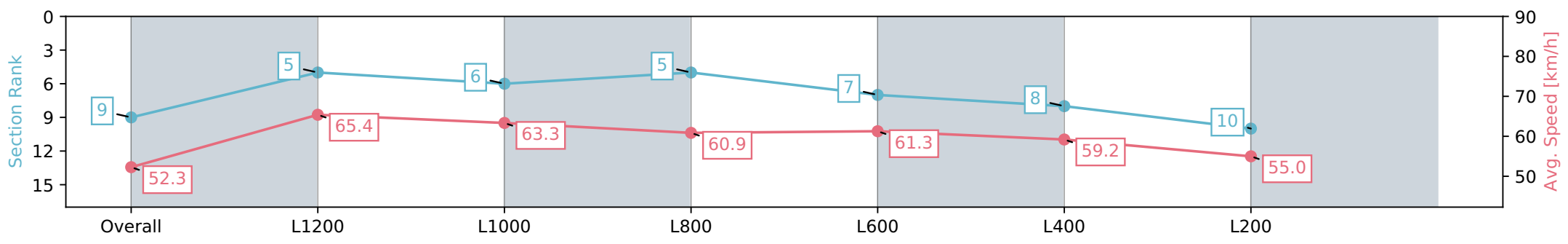
Race 7: Spry Civil Construction Handicap - 1400m

15 June 2024 - 2:28PM

Track Rating: Soft 6, Weather: Overcast, Rail Position: True



Section	Overall	L1200	L1000	L800	L600	L400	L200
Section Times	1:26.08 [9] (0:13.79)	1:12.29 [5] (0:11.06)	1:01.23 [6] (0:11.70)	0:49.53 [5] (0:12.20)	0:37.33 [7] (0:12.08)	0:25.25 [8] (0:12.15)	0:13.10 [10] (0:13.10)
Average Speed [km/h]	52.3	65.4	63.3	60.9	61.3	59.2	55.0
Top Speed [km/h]	65.9	66.1	64.6	62.0	62.4	61.3	56.9
Avg. Dist. to Rail [m]	8.7	6.0	5.7	6.2	6.4	11.6	14.0
Avg. Stride Freq. [Hz]	2.2	2.3	2.3	2.3	2.3	2.3	2.3
Avg. Stride Length [m]	6.5	7.7	7.7	7.4	7.3	7.0	6.8



- [ ] Ranking at each section and finish
- :-:- No data available at this section
- NA No data available

Horse/Jockey Name	OCEAN BLAST/Teagan Voorham
Finish Rank	10
Fastest Section Time (Section)	0:11.04 (L1200)
Top Speed [km/h] (Section)	66.8 (Overall)
Race State	Finished



Thomas Farms RC Murray Bridge SA - Professional

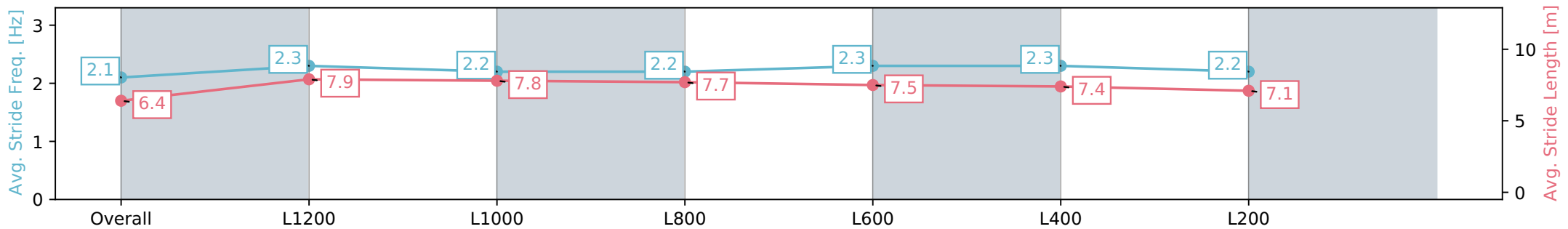
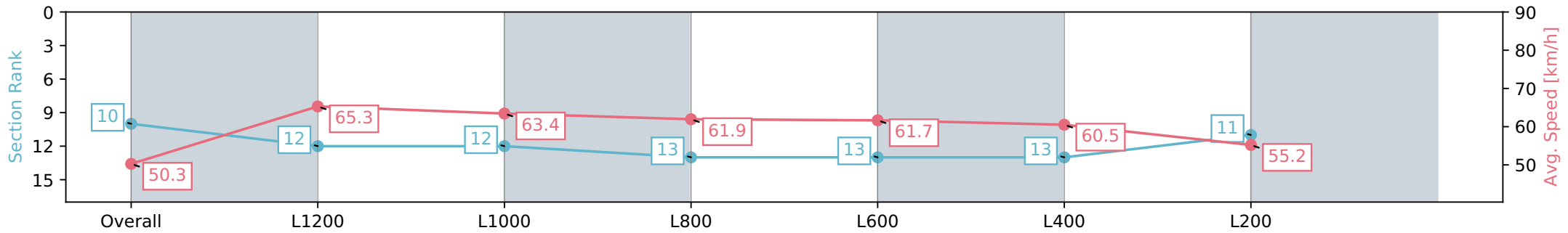
Race 7: Spry Civil Construction Handicap - 1400m

15 June 2024 - 2:28PM

Track Rating: Soft 6, Weather: Overcast, Rail Position: True



Section	Overall	L1200	L1000	L800	L600	L400	L200
Section Times	1:26.10 [10] (0:14.33)	1:11.77 [12] (0:11.04)	1:00.73 [12] (0:11.61)	0:49.12 [13] (0:12.07)	0:37.05 [13] (0:12.12)	0:24.93 [13] (0:11.88)	0:13.05 [11] (0:13.05)
Average Speed [km/h]	50.3	65.3	63.4	61.9	61.7	60.5	55.2
Top Speed [km/h]	62.8	66.8	65.7	63.3	62.1	62.0	57.8
Avg. Dist. to Rail [m]	7.8	3.2	4.5	7.3	8.3	11.1	13.3
Avg. Stride Freq. [Hz]	2.1	2.3	2.2	2.2	2.3	2.3	2.2
Avg. Stride Length [m]	6.4	7.9	7.8	7.7	7.5	7.4	7.1



- [ ] Ranking at each section and finish
- :-:- No data available at this section
- NA No data available

Horse/Jockey Name	PERSIAN EMPIRE/Anna Jordsjo
Finish Rank	11
Fastest Section Time (Section)	0:10.95 (L1200)
Top Speed [km/h] (Section)	67.0 (Overall)
Race State	Finished



Thomas Farms RC Murray Bridge SA - Professional

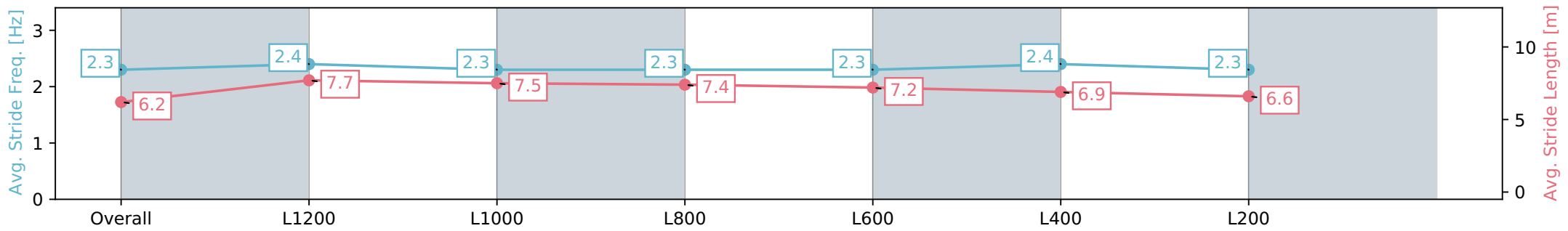
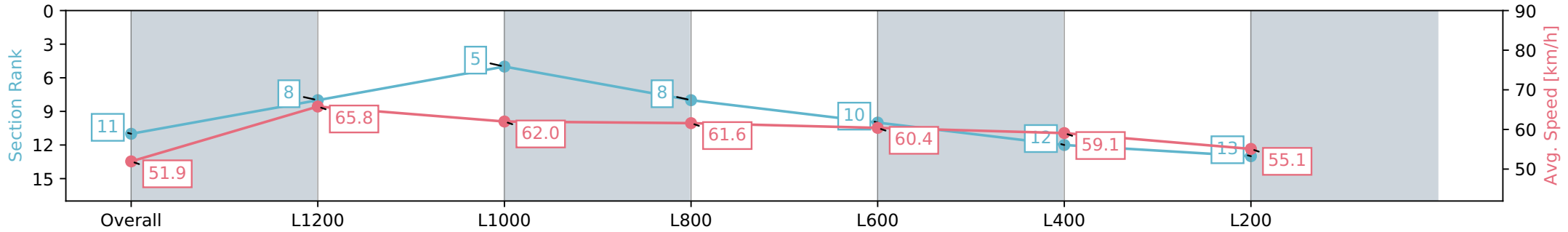
Race 7: Spry Civil Construction Handicap - 1400m

15 June 2024 - 2:28PM

Track Rating: Soft 6, Weather: Overcast, Rail Position: True



Section	Overall	L1200	L1000	L800	L600	L400	L200
Section Times	1:26.29 [11] (0:13.89)	1:12.40 [8] (0:10.95)	1:01.45 [5] (0:11.88)	0:49.57 [8] (0:12.06)	0:37.51 [10] (0:12.26)	0:25.25 [12] (0:12.20)	0:13.05 [13] (0:13.05)
Average Speed [km/h]	51.9	65.8	62.0	61.6	60.4	59.1	55.1
Top Speed [km/h]	65.9	67.0	64.1	63.2	62.3	60.8	57.4
Avg. Dist. to Rail [m]	4.2	1.9	4.6	5.9	6.8	10.5	12.8
Avg. Stride Freq. [Hz]	2.3	2.4	2.3	2.3	2.3	2.4	2.3
Avg. Stride Length [m]	6.2	7.7	7.5	7.4	7.2	6.9	6.6



- [ ] Ranking at each section and finish
- :-:- No data available at this section
- NA No data available

Horse/Jockey Name	METRO LEGEND/Jacob Opperman
Finish Rank	12
Fastest Section Time (Section)	0:10.98 (L1200)
Top Speed [km/h] (Section)	66.8 (Overall)
Race State	Finished



Thomas Farms RC Murray Bridge SA - Professional

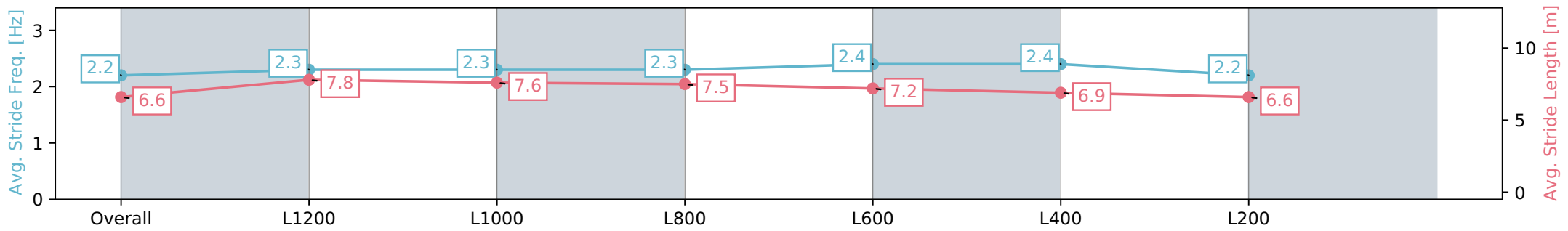
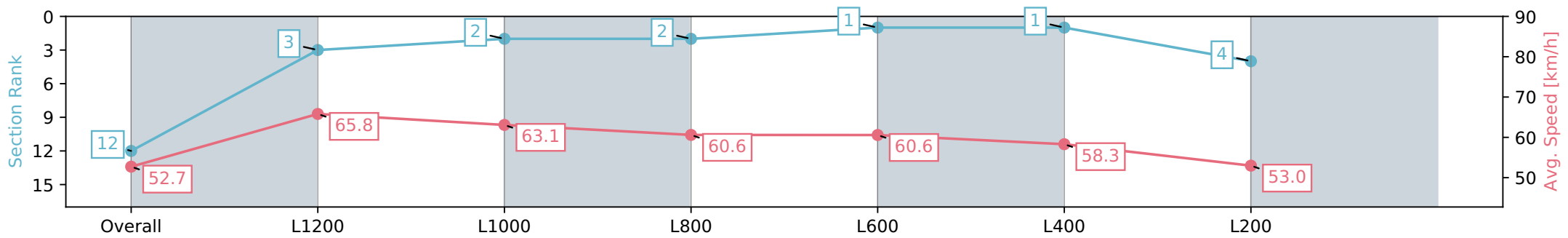
Race 7: Spry Civil Construction Handicap - 1400m

15 June 2024 - 2:28PM

Track Rating: Soft 6, Weather: Overcast, Rail Position: True



Section	Overall	L1200	L1000	L800	L600	L400	L200
Section Times	1:26.32 [12] (0:13.65)	1:12.67 [3] (0:10.98)	1:01.69 [2] (0:11.60)	0:50.09 [2] (0:12.04)	0:38.05 [1] (0:12.11)	0:25.94 [1] (0:12.34)	0:13.60 [4] (0:13.60)
Average Speed [km/h]	52.7	65.8	63.1	60.6	60.6	58.3	53.0
Top Speed [km/h]	66.8	66.8	64.6	62.0	61.0	60.2	56.3
Avg. Dist. to Rail [m]	4.8	4.0	3.2	2.7	4.5	8.9	11.2
Avg. Stride Freq. [Hz]	2.2	2.3	2.3	2.3	2.4	2.4	2.2
Avg. Stride Length [m]	6.6	7.8	7.6	7.5	7.2	6.9	6.6



- [ ] Ranking at each section and finish
- :-:- No data available at this section
- NA No data available



Horse/Jockey Name	BILLIE BRONX/Margaret Collett
Finish Rank	13
Fastest Section Time (Section)	0:11.00 (L1200)
Top Speed [km/h] (Section)	66.4 (Overall)
Race State	Finished



Thomas Farms RC Murray Bridge SA - Professional

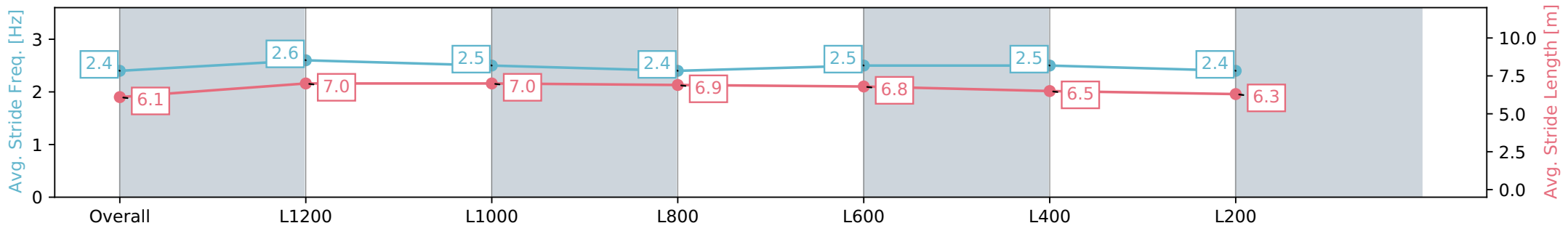
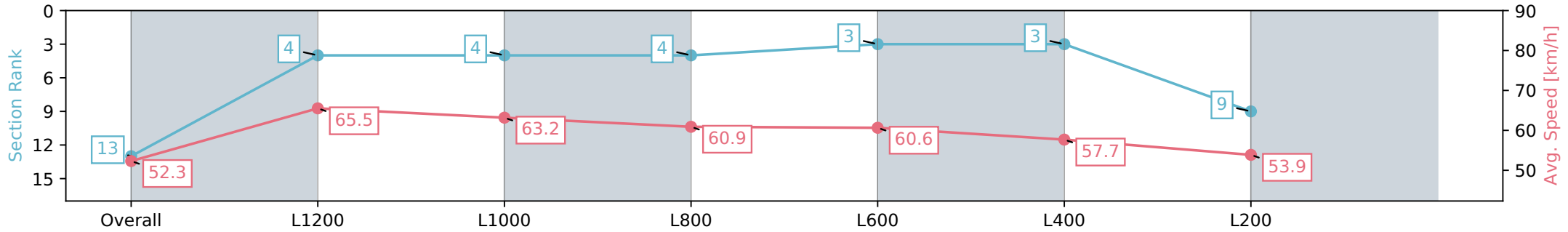
Race 7: Spry Civil Construction Handicap - 1400m

15 June 2024 - 2:28PM

Track Rating: Soft 6, Weather: Overcast, Rail Position: True



Section	Overall	L1200	L1000	L800	L600	L400	L200
Section Times	1:26.32 [13] (0:13.77)	1:12.55 [4] (0:11.00)	1:01.55 [4] (0:11.57)	0:49.97 [4] (0:12.07)	0:37.90 [3] (0:12.05)	0:25.85 [3] (0:12.48)	0:13.37 [9] (0:13.37)
Average Speed [km/h]	52.3	65.5	63.2	60.9	60.6	57.7	53.9
Top Speed [km/h]	65.7	66.4	65.0	62.3	61.4	59.6	56.4
Avg. Dist. to Rail [m]	2.6	1.8	3.0	4.3	3.5	5.8	6.8
Avg. Stride Freq. [Hz]	2.4	2.6	2.5	2.4	2.5	2.5	2.4
Avg. Stride Length [m]	6.1	7.0	7.0	6.9	6.8	6.5	6.3



- [ ] Ranking at each section and finish
- :-:- No data available at this section
- NA No data available

Horse/Jockey Name	LOMAX/Dylan Caboche
Finish Rank	14
Fastest Section Time (Section)	0:11.05 (L1200)
Top Speed [km/h] (Section)	66.5 (Overall)
Race State	Finished



Thomas Farms RC Murray Bridge SA - Professional

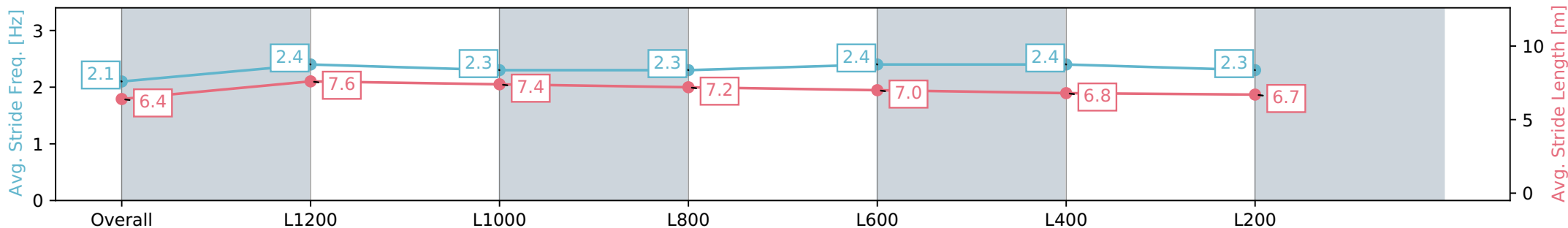
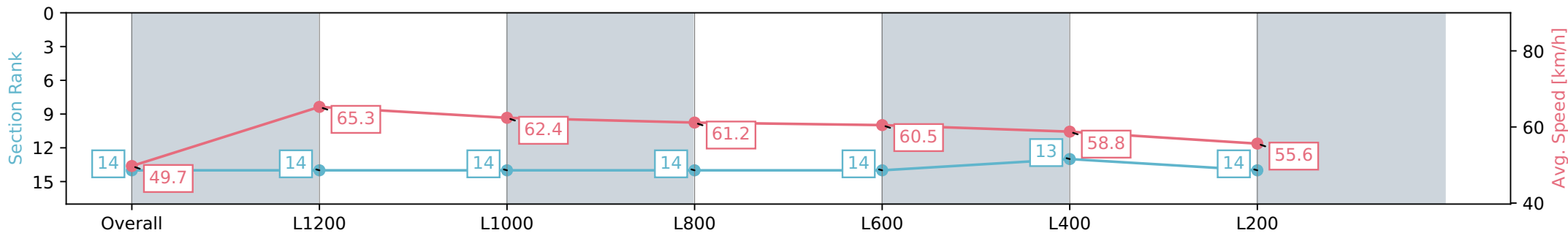
Race 7: Spry Civil Construction Handicap - 1400m

15 June 2024 - 2:28PM

Track Rating: Soft 6, Weather: Overcast, Rail Position: True



Section	Overall	L1200	L1000	L800	L600	L400	L200
Section Times	1:26.37 [14] (0:14.51)	1:11.86 [14] (0:11.05)	1:00.81 [14] (0:11.65)	0:49.16 [14] (0:11.92)	0:37.24 [14] (0:12.04)	0:25.20 [13] (0:12.26)	0:12.94 [14] (0:12.94)
Average Speed [km/h]	49.7	65.3	62.4	61.2	60.5	58.8	55.6
Top Speed [km/h]	66.3	66.5	63.6	62.9	61.9	59.9	57.6
Avg. Dist. to Rail [m]	8.5	2.5	2.1	2.6	2.5	3.4	4.3
Avg. Stride Freq. [Hz]	2.1	2.4	2.3	2.3	2.4	2.4	2.3
Avg. Stride Length [m]	6.4	7.6	7.4	7.2	7.0	6.8	6.7



- [ ] Ranking at each section and finish
- :-:- No data available at this section
- NA No data available